

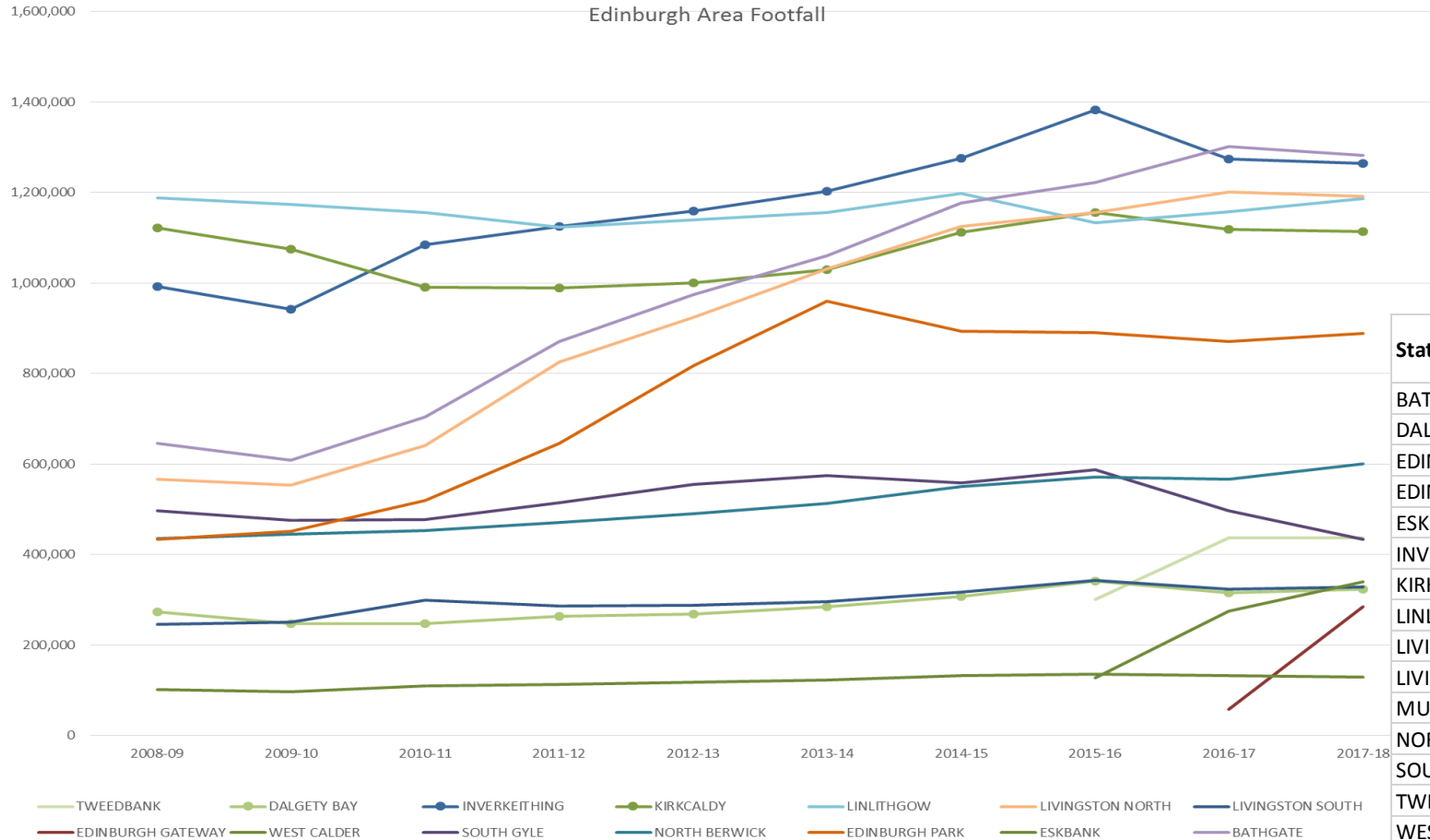
# Revolution in Rail

**Scott Prentice**

*Head of Business Development*



# How has rail performed?



Station Name	Growth since 2008
BATHGATE	98%
DALGETY BAY	19%
EDINBURGH GATEWAY	387%
EDINBURGH PARK	105%
ESKBANK	164%
INVERKEITHING	27%
KIRKCALDY	-1%
LINLITHGOW	0%
LIVINGSTON NORTH	111%
LIVINGSTON SOUTH	34%
MUSSELBURGH	27%
NORTH BERWICK	38%
SOUTH GYLE	-13%
TWEEDBANK	45%
WEST CALDER	28%


# Where do customers travel?

Top Flow (Both Directions)		Journeys (*) Daily Jny		Top Flow (Both Directions)		Journeys Daily Jny		Top Flow (Both Directions)		Journeys Daily Jny		Top Flow (Both Directions)		Journeys Daily Jny					
1	EDINBURGH	EDINBURGH PARK	266,996	845	1	DUNBLANE	STIRLING	155,016	491	1	EDINBURGH/HYM	POLMONT	373,857	1183	1	NORTH BERWICK	EDINBURGH	527,920	1671
2	LIVINGSTON NORTH	EDINBURGH PARK	75,501	239	2	DUNBLANE	GLASGOW BR	149,431	473	2	GLASGOW BR/CTL/QS	POLMONT	182,532	578	2	NORTH BERWICK	GLASGOW	12,420	39
3	BATHGATE	EDINBURGH PARK	73,487	233	3	DUNBLANE	EDINBURGH1	138,260	438	3	STIRLING	POLMONT	37,930	120	3	NORTH BERWICK	MUSSELBURGH	8,663	27
4	GLASGOW BR	EDINBURGH PARK	48,675	154	4	DUNBLANE	FALKIRK BR	8,616	27	4	FALKIRK BR	POLMONT	30,757	97	4	NORTH BERWICK	EDINBURGH PARK	7,050	22
5	LINLITHGOW	EDINBURGH PARK	44,799	142	5	DUNBLANE	PERTH	7,798	25	5	EDINBURGH PARK	POLMONT	30,419	96	5	NORTH BERWICK	LONGNIDDRY	3,407	11
6	FALKIRK GRAHAMSTON	EDINBURGH PARK	36,789	116	6	DUNBLANE	BRIDGE OF ALLAN	7,580	24	6	LARBERT	POLMONT	9,825	31	6	NORTH BERWICK	EXHIBITION CENTRE	2,251	7
7	STIRLING	EDINBURGH PARK	33,251	105	7	DUNBLANE	EDINBURGH PARK	6,592	21	7	LINLITHGOW	POLMONT	9,733	31	7	NORTH BERWICK	PRESTONPANS	1,947	6
8	POLMONT	EDINBURGH PARK	30,419	96	8	DUNBLANE	ALLOA	4,983	16	8	CAMELON	POLMONT	5,354	17	8	NORTH BERWICK	WALLYFORD	1,693	5
9	UPHALL	EDINBURGH PARK	28,854	91	9	DUNBLANE	DUNDEE	4,494	14	9	BISHOPBRIGGS	POLMONT	3,277	10	9	NORTH BERWICK	BATHGATE	1,559	5
10	LARBERT	EDINBURGH PARK	17,893	57	10	DUNBLANE	LARBERT	3,972	13	10	BRIDGE OF ALLAN	POLMONT	3,139	10	10	NORTH BERWICK	LIVINGSTON NORTH	1,262	4
Top Flow (Both Directions)		Journeys (*) Daily Jny		Top Flow (Both Directions)		Journeys Daily Jny		Top Flow (Both Directions)		Journeys Daily Jny		Top Flow (Both Directions)		Journeys Daily Jny					
1	GLASGOW BR/CTL/QS	STIRLING	689,057	2181	1	GLASGOW BR/CTL/QS	LARBERT	335,448	1062	1	EDINBURGH/HYM	LINLITHGOW	746,679	2363	1	DUNFERMLINE	EDINBURGH	509,407	1612
2	EDINBURGH/HYM	STIRLING	547,937	1734	2	EDINBURGH/HYM	LARBERT	223,281	707	2	GLASGOW BR/CTL/QS	LINLITHGOW	236,079	747	2	DUNFERMLINE	SOUTH GYLE	46,183	146
3	DUNBLANE	STIRLING	155,016	491	3	STIRLING	LARBERT	95,352	302	3	EDINBURGH PARK	LINLITHGOW	44,799	142	3	DUNFERMLINE	EDINBURGH GATEWAY	18,583	59
4	ALLOA	STIRLING	133,029	421	4	FALKIRK BR	LARBERT	21,300	67	4	FALKIRK BR	LINLITHGOW	29,920	95	4	DUNFERMLINE	COWDENBEATH	12,364	39
5	LARBERT	STIRLING	95,352	302	5	EDINBURGH PARK	LARBERT	17,893	57	5	STIRLING	LINLITHGOW	26,783	85	5	DUNFERMLINE	INVERKEITHING	10,166	32
6	PERTH	STIRLING	59,870	189	6	POLMONT	LARBERT	9,825	31	6	POLMONT	LINLITHGOW	9,733	31	6	DUNFERMLINE	KIRKCALDY	8,130	26
7	POLMONT	STIRLING	37,930	120	7	LINLITHGOW	LARBERT	7,370	23	7	LARBERT	LINLITHGOW	7,370	23	7	DUNFERMLINE	DALMENY	7,650	24
8	ABERDEEN	STIRLING	44,947	142	8	BISHOPBRIGGS	LARBERT	6,616	21	8	CHARING C	LINLITHGOW	4,780	15	8	DUNFERMLINE	CARDENDEN	6,238	20
9	FALKIRK HIGH/GHM/BR	STIRLING	120,681	382	9	ALLOA	LARBERT	6,319	20	9	BRIDGE OF ALLAN	LINLITHGOW	3,342	11	9	DUNFERMLINE	NORTH QUEENSFERR	5,270	17
10	BRIDGE OF ALLAN	STIRLING	39,222	124	10	BRIDGE OF ALLAN	LARBERT	5,979	19	10	ABERDEEN	LINLITHGOW	2,831	9	10	DUNFERMLINE	LOCHGELLY	5,039	16
Top Flow (Both Directions)		Journeys (*) Daily Jny		Top Flow (Both Directions)		Journeys Daily Jny		Top Flow (Both Directions)		Journeys Daily Jny		Top Flow (Both Directions)		Journeys Daily Jny					
1	FALKIRK BR	EDINBURGH	605,370	1916	1	EDINBURGH/HYM	FALKIRK GRSTN	102,990	326	1	EDINBURGH GATEWAY	INVERKEITHING	49,806	158	1	INVERKEITHING	EDINBURGH	830,623	2629
2	FALKIRK BR	GLASGOW	486,864	1541	2	STIRLING	FALKIRK GRSTN	40,429	128	2	EDINBURGH GATEWAY	KIRKCALDY	32,798	104	2	INVERKEITHING	KIRKCALDY	64,740	205
3	FALKIRK BR	STIRLING	124,479	394	3	GLASGOW BR/CTL/QS	FALKIRK GRSTN	36,246	115	3	EDINBURGH GATEWAY	DALMENY	28,403	90	3	INVERKEITHING	EDINBURGH GATEWAY	49,806	158
4	FALKIRK BR	EDINBURGH PARK	36,060	114	4	EDINBURGH PARK	FALKIRK GRSTN	23,499	74	4	EDINBURGH GATEWAY	DUNDEE	24,923	79	4	INVERKEITHING	SOUTH GYLE	27,344	87
5	FALKIRK BR	LINLITHGOW	27,144	86	5	CUMBERNAULD	FALKIRK GRSTN	11,424	36	5	EDINBURGH GATEWAY	EDINBURGH	28,698	91	5	INVERKEITHING	DUNDEE	25,957	82
6	FALKIRK BR	POLMONT	24,987	79	6	LINLITHGOW	FALKIRK GRSTN	4,067	13	6	EDINBURGH GATEWAY	DALGETY BAY	21,030	67	6	INVERKEITHING	LEUCHARS	23,937	76
7	FALKIRK BR	LARBERT	23,065	73	7	CAMELON	FALKIRK GRSTN	3,981	13	7	EDINBURGH GATEWAY	DUNFERMLINE	13,801	44	7	INVERKEITHING	MARKINCH	20,756	66
8	FALKIRK BR	CHARING CROSS	11,359	36	8	POLMONT	FALKIRK GRSTN	2,018	6	8	EDINBURGH GATEWAY	LEUCHARS	13,405	42	8	INVERKEITHING	ABERDEEN	19,262	61
9	FALKIRK BR	CUMBERNAULD	10,369	33	9	LARBERT	FALKIRK GRSTN	1,848	6	9	EDINBURGH GATEWAY	ROSYTH	9,759	31	9	INVERKEITHING	GLASGOW	15,367	49
10	FALKIRK BR	CROY	9,903	31	10	DUNBLANE	FALKIRK GRSTN	1,543	5	10	EDINBURGH GATEWAY	BURNTISLAND	6,399	20	10	INVERKEITHING	CUPAR	14,824	47


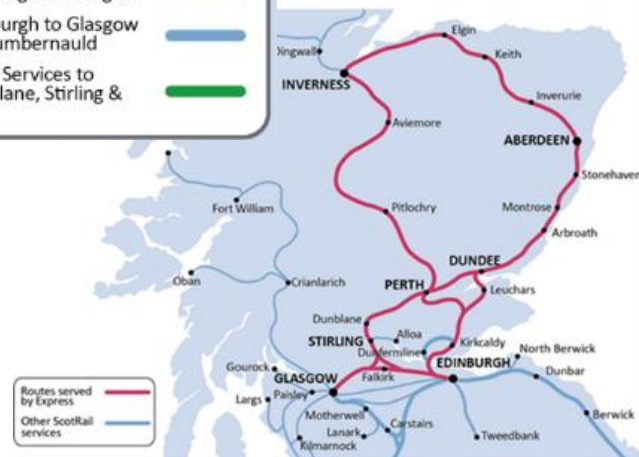


# Our new trains

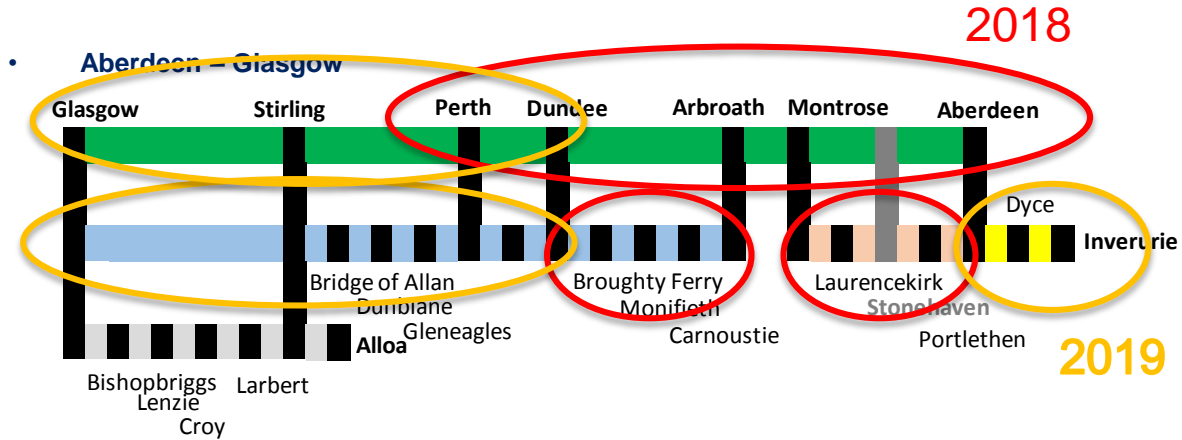
## Class 385 Electric Multiple Units – 70 trains



## High Speed Trains – 26 trains

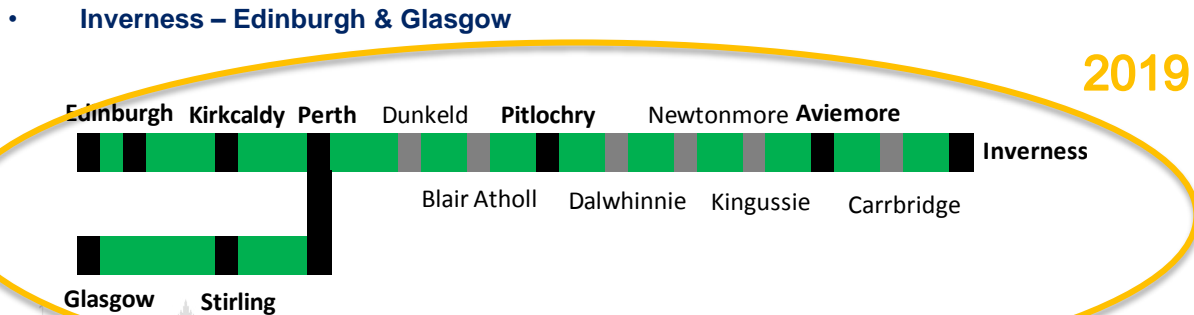


# Intercity Corridors



## Benefits

- c80 additional services per day
- >20,000 additional seats per day
- 5-10 min reduction in average journey times to / from Aberdeen



## Benefits


- 8 additional services per day
- 50% increase in seats compared to today: from 4,100 to 6,600 per day
- 5-10 min reduction in average journey times to / from Inverness



# Dunblane – Edinburgh Corridor

2018

- **Timetable structure**



- **Messages**

- Falkirk Grahamston now comparable to Falkirk High: 4 tph to Edinburgh and 2th to Glasgow. Will support town centre regeneration and is easier to access for Bainsford, Grangemouth, Middlefield areas – plenty of car parking at station
- Cumbernauld route now has fit for purpose service with direct trains to Edinburgh and Glasgow – no longer the “Cinderella” route Ideal for those living within active travel distance from Cumbernauld, Greenfaulds, Stepps & Gartcosh – no need to drive to Croy
- “Virtual” capacity increase at Polmont and Linlithgow

- **38 additional services between Falkirk – Glasgow**
- **c7,000 additional seats between Falkirk & Glasgow**
- **59 additional services between Falkirk – Edinburgh**
- **c11,000 additional seats between Falkirk & Edinburgh**
- **More evening services between Dunblane & Edinburgh**
- **Journey Time and Frequency**
  - Stirling to Edinburgh reduces to around 45min
  - Falkirk Grahamston has 4tph to Edinburgh and 2tph to Glasgow
  - New half hourly direct service from North Lanarkshire to Falkirk, West Lothian and Edinburgh



# December 2018

- More services

- New half hourly Edinburgh to Glasgow via Falkirk Grahamston service
- New close to hourly Dundee to Arbroath local service
- New hourly Aberdeen to Montrose local service
- New close to hourly Inverness to Elgin local service

- More seats

- All Edinburgh to Glasgow via Falkirk High services operated by 7 carriage Hitachi class 385 trains (9,500 more seats)
- Most Edinburgh to Dunblane services operated by 4 carriage class 365 electric trains (4,000 more seats)
- Half of Glasgow to Alloa / Dunblane services operated by 6 carriage class 385 Hitachi class 385 trains (3,500 more seats)
- Most North Berwick peak services operated by 6 carriage Hitachi class 385 trains (1,500 more seats)
- More 3 carriage class 170 trains operating off peak services on Borders
- HST will operate 48 out of 99 intercity services
  - 4 out of 22 Aberdeen – Inverness
  - 6 out of 22 Inverness – Edinburgh & Glasgow
  - 19 out of 24 Aberdeen – Edinburgh
  - 19 out of 31 Aberdeen – Glasgow

- Faster journeys

- Edinburgh to Glasgow average JT reduces from 51 to 47 min, with a fastest journey time of 42 min (more reductions in May)
- Edinburgh to Dunblane journey times reduced by c5min (more reductions in May)
- Small reductions Edinburgh & Glasgow to Aberdeen intercity journey times

# 2019

- **More services**
  - New Highland Main Line timetable
  - New Edinburgh to Glasgow via Shotts timetable using modern 3 and 4 carriage electric trains
  - Improved Fife timetable
- **More seats**
  - Edinburgh to Glasgow services formed of 8 carriage Hitachi class 385 trains
  - Edinburgh to Dunblane services formed of 4 carriage Hitachi class 385 trains
  - Glasgow to Dunblane/ Alloa services formed of 6 carriage Hitachi class 385 trains
  - Edinburgh to North Berwick services formed of 6 carriage Hitachi class 385 trains
  - Most Fife services formed of 6 carriage trains
  - Most Borders services formed of 3 carriage trains
  - Most intercity services formed of High Speed Trains
- **Faster journeys**
  - 42 minute Edinburgh to Glasgow journey time
  - <45 minute Stirling to Edinburgh journey time
  - 5 to 10 minute reduction in Edinburgh to Aberdeen and Inverness journey time





# We need your help

- Communications will start w/c 24<sup>th</sup> September. Regional programme of announcements
- Explain the benefits
  - A minority of journeys are poorer under the new timetable structure
    - Dunblane express
    - North Berwick through services
    - Gleneagles
    - Stirling
    - Intercity
  - Everyone benefits from more capacity
  - The majority benefit from much faster journeys
  - c5,000 journeys between Stirling area and Edinburgh each day are 10-15min faster compared to c300 per day which are slower (Polmont and Linlithgow to Stirling).
- Explain this is a phased introduction
  - We are delivering early benefit rather waiting for everything to align so we can introduce the “perfect” timetable
  - We need feedback so learnings can be incorporated in future phases
- Continue similar engagement to get the best Shotts and Fife timetables



Thank You and Questions

