Appendices

Appendix 1 Camera Surveys and Baseline Data
Appendix 2 Parking Counts
Appendix 3 Outline Plan and Construction Cross-Sections
Appendix 4 Outline Cost Estimate
Appendix 5 Initial Consultative Review meeting, February 2017

Appendix 1 - Camera Surveys and Baseline Data

SAM SHORTT
CONSULTING
...connecting people with places

Survey Data
Final Report

COPYRIGHT: The concepts and information contained in this document are the property of Sam Shortt Consulting Ltd. Use or copying of this document in whole or in part without the written permission of Sam Shortt Consulting constitutes an infringement of copyright.

LIMITATION: This report has been prepared on behalf of and for the exclusive use of Sam Shortt Consulting Ltd's client and is subject to and issued in connection with the provisions of the agreement between Sam Shortt Consulting and its client. Sam Shortt Consulting accepts no liability or responsibility whatsoever for or in respect of any use of or reliance upon this report by any third party.

Sam Shortt Consulting Ltd., 42 Westerlea Drive, Bridge of Allan, FK9 4DQ

Tel. 07765 277 668

Date: March 2016

1 Introduction

Sam Shortt Consulting was instructed by Ironside Farrar Ltd to undertake the following surveys in Joppa, near Musselburgh:

- Link Counts,
- Pedestrian Crossing Count,
- Automatic Traffic Counts.

Surveys were carried out at the junction of the A199 with the B6415 at Eastfield/Joppa, adjacent the City of Edinburgh / East Lothian Council Boundary. The results are intended to inform future decisions and designs relating to the provision of a High Quality Cycle Route between Portobello and Musselburgh.

General location plans are given in Diagrams 6022-1 to 6022-02, with site photos included within the data tables.

Counts were carried out by NDC Ltd as noted below:

1.1 Pedestrian Crossing Volumes, 12 hour count, 23rd February.

1.2 Cycle Volumes, 12 hour count, 23rd February.

1.3 Pedestrian Crossing Count, 12 hour count, 23rd February.

1.4 Automatic traffic counters, 24 hr. - 23rd - 29th February.

2 Pedestrian Volumes

Arm A - B6415 Eastfield

2.1 In a 12 hour period this corridor carries a grand total of 418 pedestrians.

2.2 Figure 2.1 below shows how this total is broken down between the north side and south side of the corridor and by direction. The northern footway carries the greatest volume, 174 pedestrians.

2.3 The busiest hour is from 1100 – 1200 hrs. i.e. 47 pedestrians.

Arm B - A199 Milton Road East

2.4 In a 12 hour period this corridor carries a grand total of 145 pedestrians.

2.5 Figure 2.1 below shows how this total is broken down between the north side and south side of the corridor and by direction. The southern footway carries the greatest volume i.e. 92 pedestrians.

2.6 The busiest hour is from 1600 – 1700 hrs. i.e. 21 pedestrians.

Arm C - A199 Eastfield

2.7 In a 12 hour period this corridor carries a grand total of 443 pedestrians.

2.8 Figure 2.1 below shows how this total is broken down between the north side and south side of the corridor and by direction. The northern footway carries the greatest volume i.e. 325 pedestrians.

2.9 The busiest hour is from 1100 – 1200 hrs. i.e. 55. pedestrians.

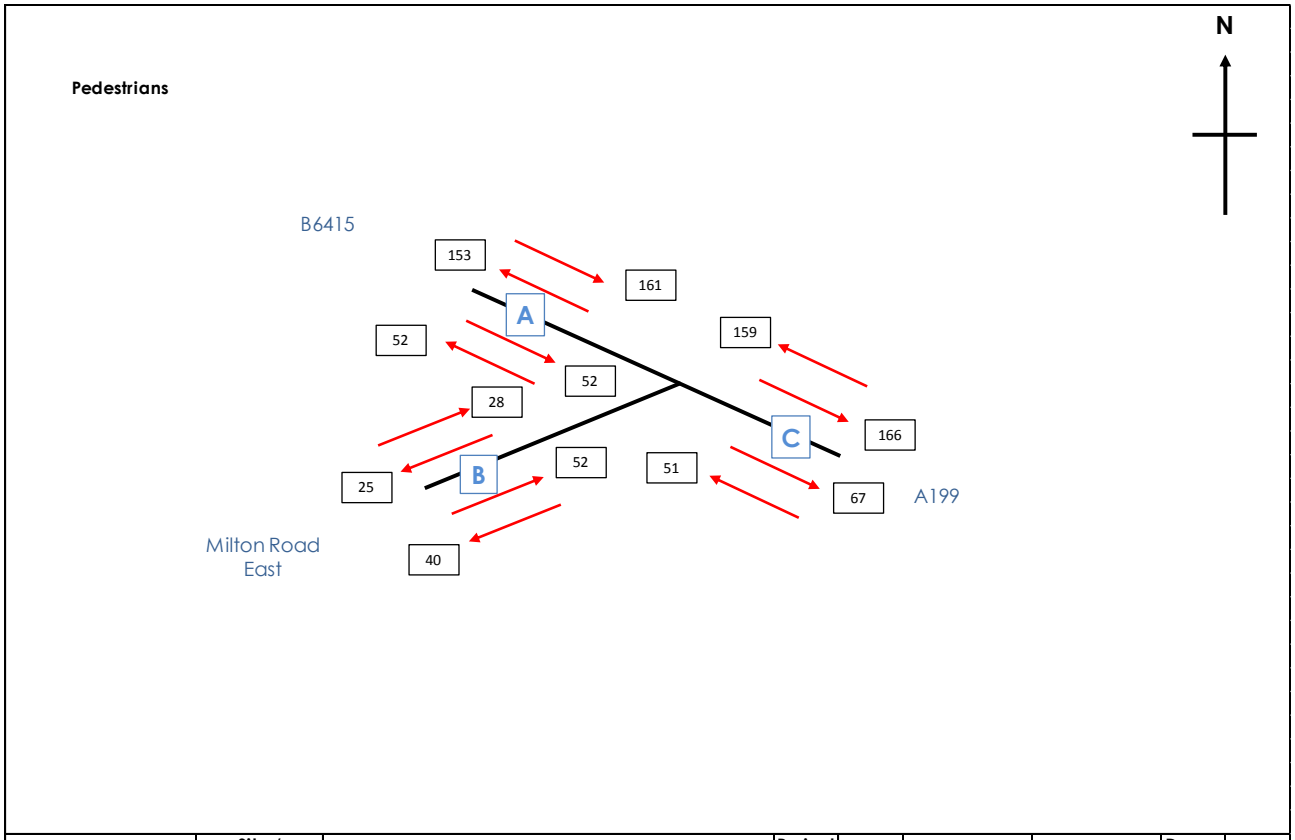

	Site / Location:	1 / Musselburgh	Project No:	6022	Drawing No:	6022-01	Drawn By:	CD
	Survey Date:	Tuesday 23rd February 2016	Project Name:	MUSSELBURGH				
	Survey Times:	07:00 to 19:00	Drawing Title:	Pedestrians 12 hr				

Figure 2.1: 12 hr Pedestrian Volumes

3 Cycle Volumes

Arm A - B6415 Eastfield

3.1 In a 12 hour period this corridor carries a grand total of 316 cyclists.

3.2 Figure 2.2 below shows how this total is broken down between the north side and south side of the corridor and by direction. The eastbound carriageway carries the greatest volume, 157 pedestrians with the busiest hour being 1700 – 1800 hrs. i.e. 41 cyclists.

Arm B - A199 Milton Road East

3.3 In a 12 hour period this corridor carries a grand total of 147 cyclists.

3.4 Figure 2.2 below shows how this total is broken down between the north side and south side of the corridor and by direction. The eastbound carriageway carries the greatest volume i.e. 76 pedestrians with the busiest hour being 1700 – 1800 hrs. i.e. 21 cyclists.

Arm C - A199 Eastfield

3.5 In a 12 hour period this corridor carries a grand total of 425 cyclists.

3.6 Figure 2.2 below shows how this total is broken down between the north side and south side of the corridor and by direction. The eastbound carriageway carries the greatest volume i.e. 218 cyclists with the busiest peak hour being 1700 – 1800 hrs. i.e. 60 cyclists.

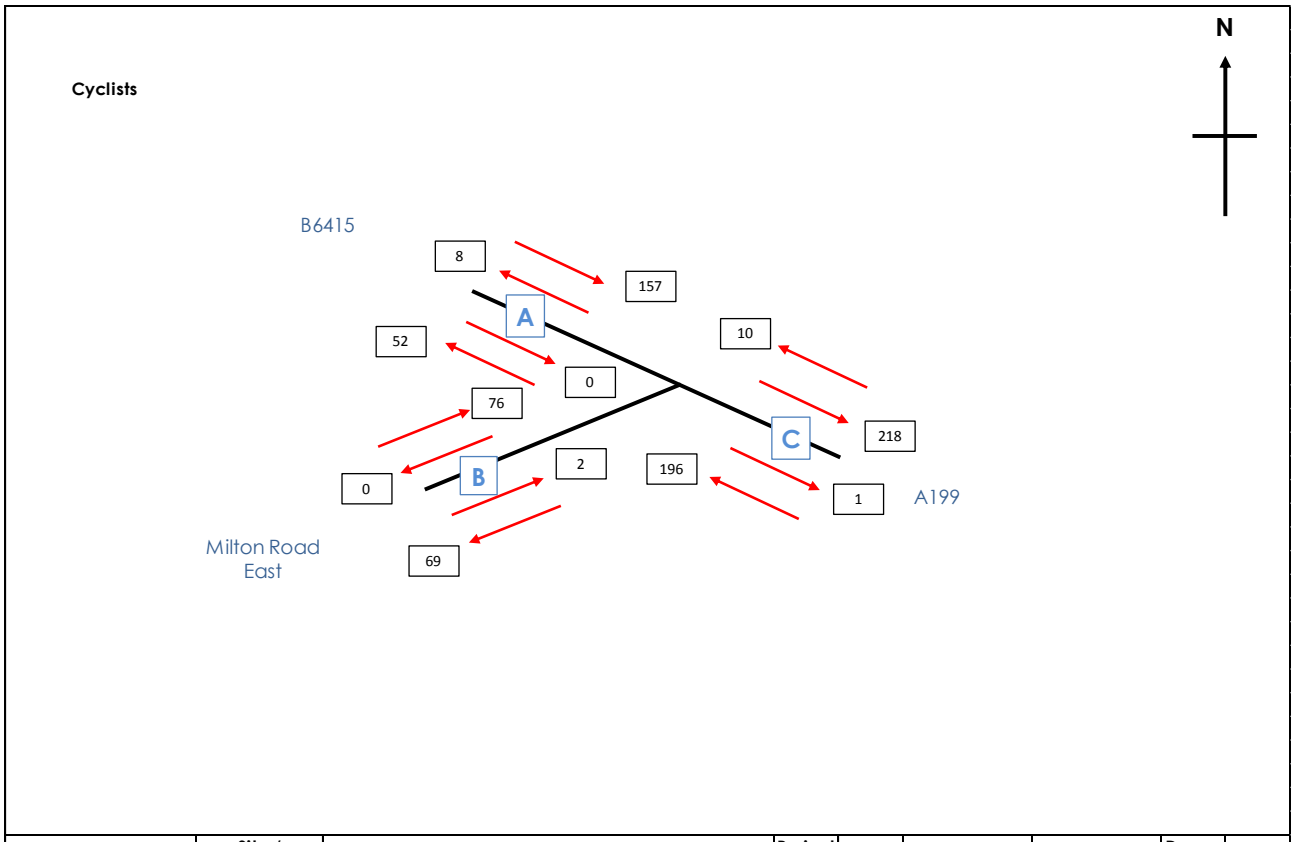

	Site / Location:	1 / Musselburgh	**Project No:**	6022	**Drawing No:**	6022-01	**Drawn By:**	CD
	Survey Date:	Tuesday 23rd February 2016	**Project Name:**	MUSSELBURGH				
	Survey Times:	07:00 to 19:00	**Drawing Title:**	Cyclists 12 hr.				

Figure 2.2: 12 hr. Cycle Volumes

4 Pedestrian Crossing Count

4.1 A survey of pedestrians crossing Milton Road East revealed the following.

4.2 During the 12 hour survey period a total of 71 pedestrians and 5 cyclists used the crossing. The movements in the eastbound and westbound directions were of the same order of magnitude with the eastbound movement being slightly greater. Volumes are shown in Figures 3.1 and 3.2 below.

4.3 The busiest period was 1600 – 1700 hrs. with 10 crossing movements in each direction.

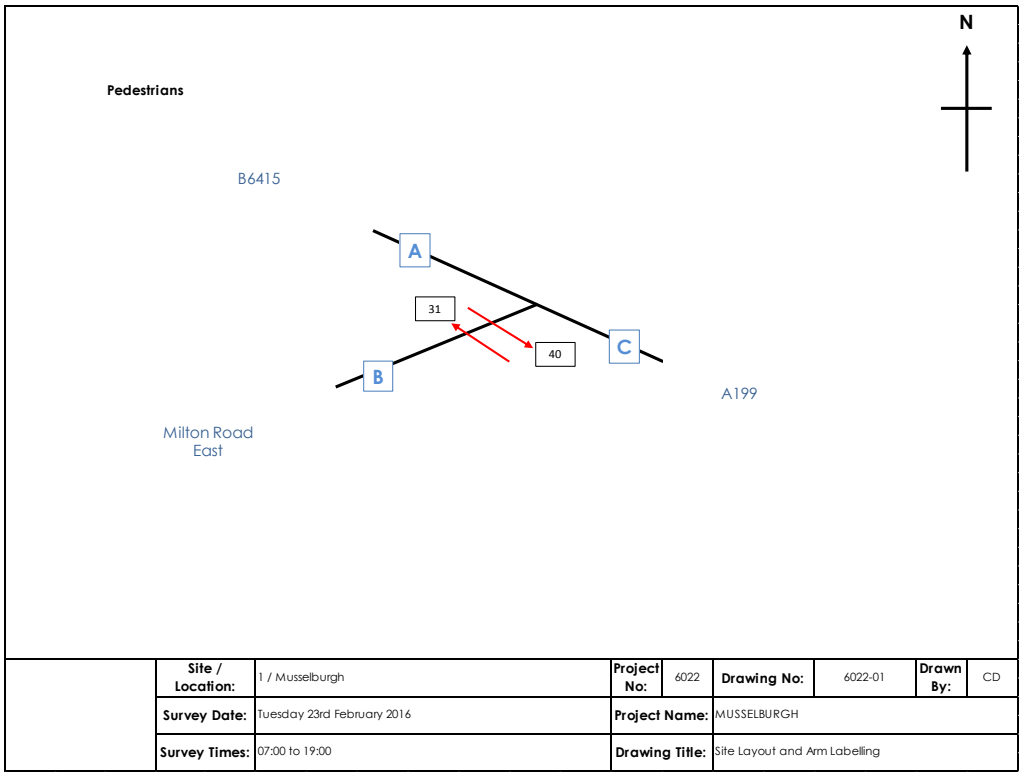

Figure 3.1: 12 hr. Pedestrian Movements

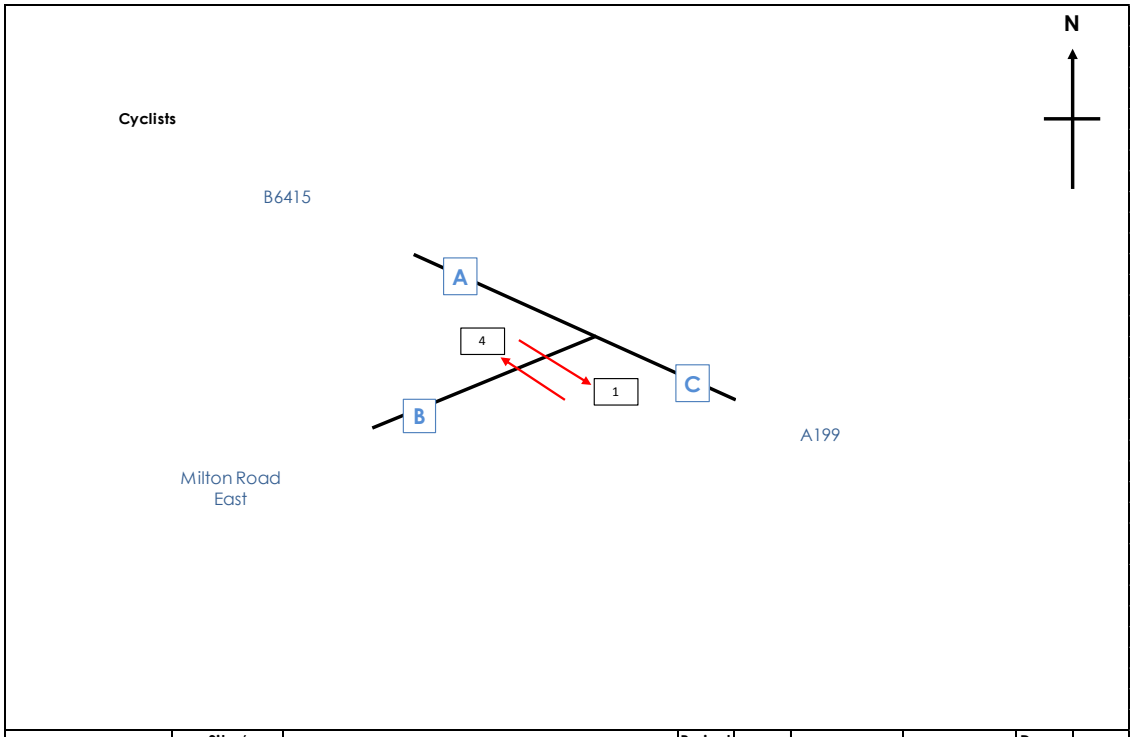

	Site / Location:	1 / Musselburgh	**Project No:**	6022	**Drawing No:**	6022-01	**Drawn By:**	CD
	Survey Date:	Tuesday 23rd February 2016	**Project Name:**	MUSSELBURGH				
	Survey Times:	07:00 to 19:00	**Drawing Title:**	Site Layout and Arm Labelling				

Figure 3.2: 12 hr. Cycle Movements

5 Traffic Counts

5.1 Automatic Traffic Surveys were undertaken week beginning Tuesday 23rd March 2016. A consideration is the volume of traffic during peak commuting time when vehicle/cycle interaction is likely to be the greatest. Figure 5.1 shows the directional flows on each arm of the A199/B6415 junction.

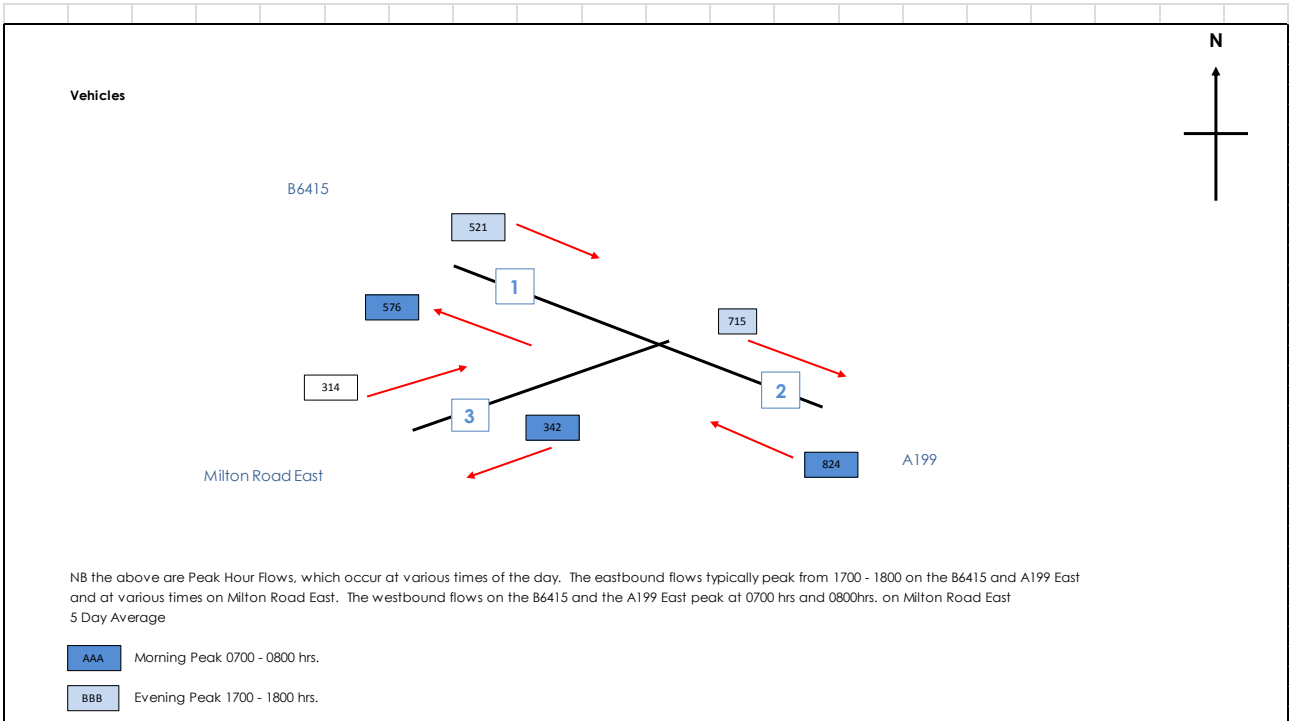

Site 1

Site 2



Site 3

Scotland

35 Langlands Place
Kelvin South Business Park
East Kilbride
Scotland
G75 0YF

Tel: 01355 221363
Fax: 01355 221393

SAM SHORTT CONSULTING
MUSSELBURGH
TRAFFIC SURVEY

SURVEY REPORT
FEBRUARY 2016

PROJECT NO.	6022
CHECKED	J. FAULDS
DATE	10/03/2016
CONTACT	C. DOCKERY
REVISION	

Email: enquiries@nationwidedatacollection.co.uk
Website: www.nationwidedatacollection.co.uk

Registered Office:
Haseley Office Centre, Firs Lane,
Haseley, Warwick, CV35 7LS
Company Reg. No. 7051113
VAT Reg. No. 927 4747 89

CONTENTS

Introduction

Link Counts

Pedestrian Crossing Count

Automatic Traffic Counts

Diagrams 6022-01 to 6022-02

Appendix A – Vehicle Categories

Appendix B – Survey Results - Link Count

Appendix C – Survey Results - Pedestrian Crossing Count

Appendix D – Summary Results - Automatic Traffic Counts

Appendix E – Survey Results - Automatic Traffic Counts

INTRODUCTION

Nationwide Data Collection (NDC) was instructed by Sam Shortt Consulting to undertake the following surveys in Joppa, near Musselburgh:

- Link Counts,
- Pedestrian Crossing Count,
- Automatic Traffic Counts.

General location plans are given in Diagrams 6022-1 to 6022-02, with site photos included within the results.

LINK COUNTS

Link counts were undertaken at the following site:

Site No.	Location.	Day / Date
1	B6415	Tuesday 23rd February 2016
2	Milton Road East	
3	A199	

Sites 1 to 3 were surveyed using telescopically mounted video cameras from which the information was subsequently extracted. Details of the observed movements are given in Drawing 6022-01.

The survey was carried out with survey hours of 07:00 to 19:00. All information was collected in 15 minute intervals and has been tabulated with both peak hour and period totals.

Users were classified into the following categories (by side of road):

- Pedestrians,
- Cyclists.

PEDESTRIAN CROSSING COUNT

A pedestrian crossing count was undertaken at the following site:

Site No.	Location.	Day / Date
1	Milton Road East	Tuesday 23rd February 2016

Site 1 was surveyed using telescopically mounted video cameras from which the information was subsequently extracted.

Pedestrians and cyclists were recorded using the pedestrian crossing split by direction (Northbound or Southbound).

The survey was carried out with survey hours of 07:00 to 19:00. All information was collected in 15 minute intervals and has been tabulated with both peak hour and period totals.

Users were classified into the following categories:

- Pedestrians,
- Cyclists.

AUTOMATIC TRAFFIC COUNTS

Automatic traffic counts were undertaken at the following sites:

Site No.	Location.	Days / Dates
1	B6415 - approx 50 metres west of A199	Tuesday 23rd to Monday 29th February 2016
2	A199 - approx 50 meters east of B6415	
3	Milton Road East - approx 100 metres west of A199	

METROCOUNT 5600 series automatic traffic counters, attached to pneumatic tubes, were used at all the sites. Data was collected in both directions, with one counter being used for the single carriageway sites (1 lane per direction).

The survey was carried out with survey hours of 00:00 to 00(24):00.

The results have been provided in excel, in hourly totals and includes the following information:

- Total Vehicles
- Class Bin Totals (12 Class)
- Number of Vehicles over Speed Limit
- Percentage of Vehicles over Speed Limit
- Number of Vehicles over Speed Limit 1 (ACPO Standard – 110% Speed Limit + 2mph)
- Percentage of Vehicles over Speed Limit 1
- Number of Vehicles over Speed Limit 2 – (DfT Standard – 100% Speed Limit + 15mph)
- Percentage of Vehicles over Speed Limit 2
- Mean Speed
- 85th Percentile Speed
- Speed Bin Totals (Range 0 to 140mph)

12hr (07:00 to 19:00), 16hr (06:00 to 22:00), 18hr (06:00 to 00:00) and 24hr (00:00 to 00:00) totals are also included along with a virtual day, week and grand total. The peak time period for both the a.m (00:00 to 12:00) and p.m (12:00 to 24:00) are also highlighted.

A detailed description of the vehicles included in each category is provided in Appendix A.

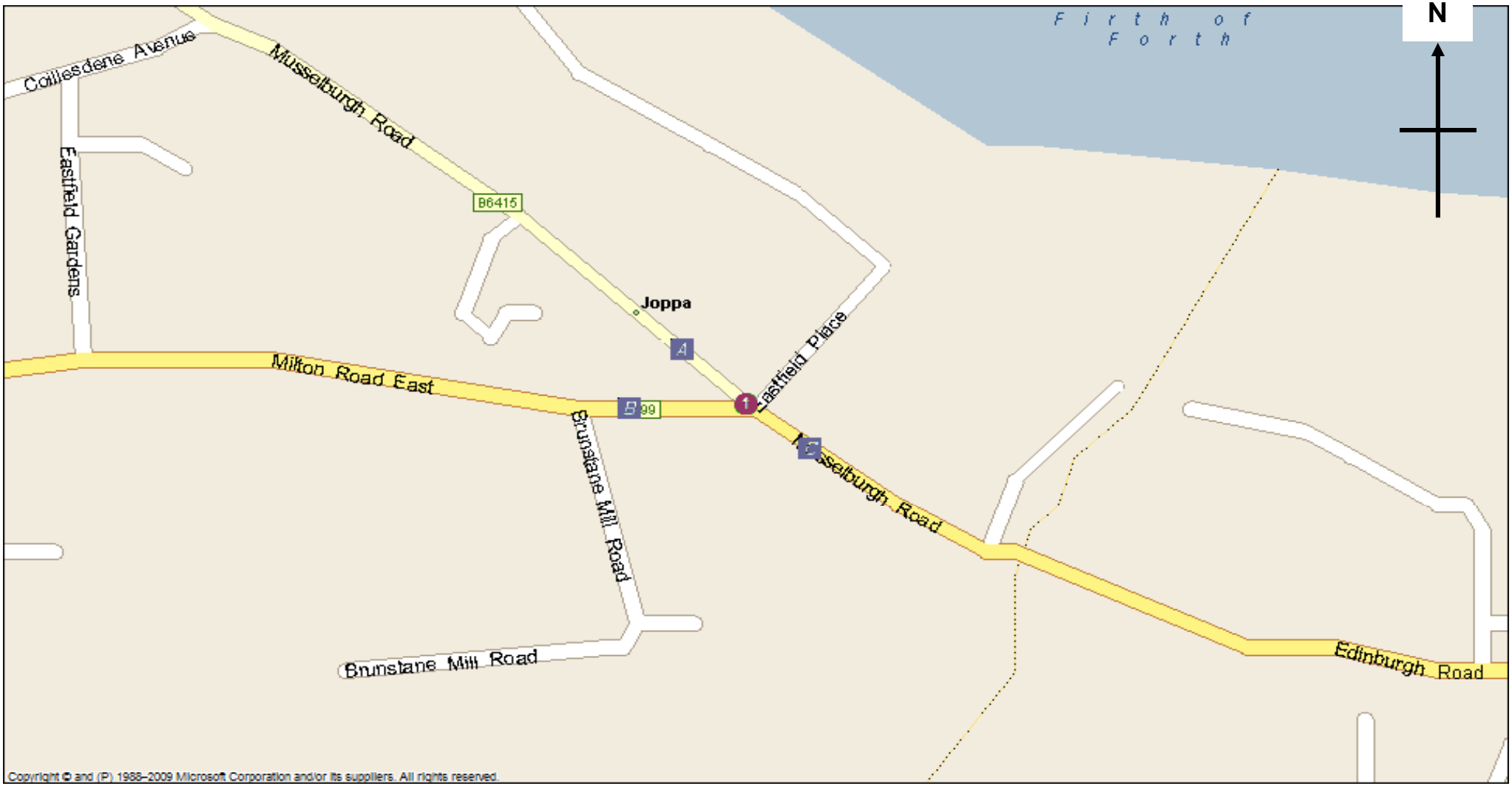

NDC NATIONWIDE DATA COLLECTION	**Site / Location:**	1 / Musselburgh	**Project No:**	6022	**Diagram No:**	6022-01	**Drawn By:**	CD
	Survey Date:	Tuesday 23rd February 2016	**Project Name:**	MUSSELBURGH				
	Survey Times:	07:00 to 19:00	**Diagram Title:**	General Location Plan - Link Count				

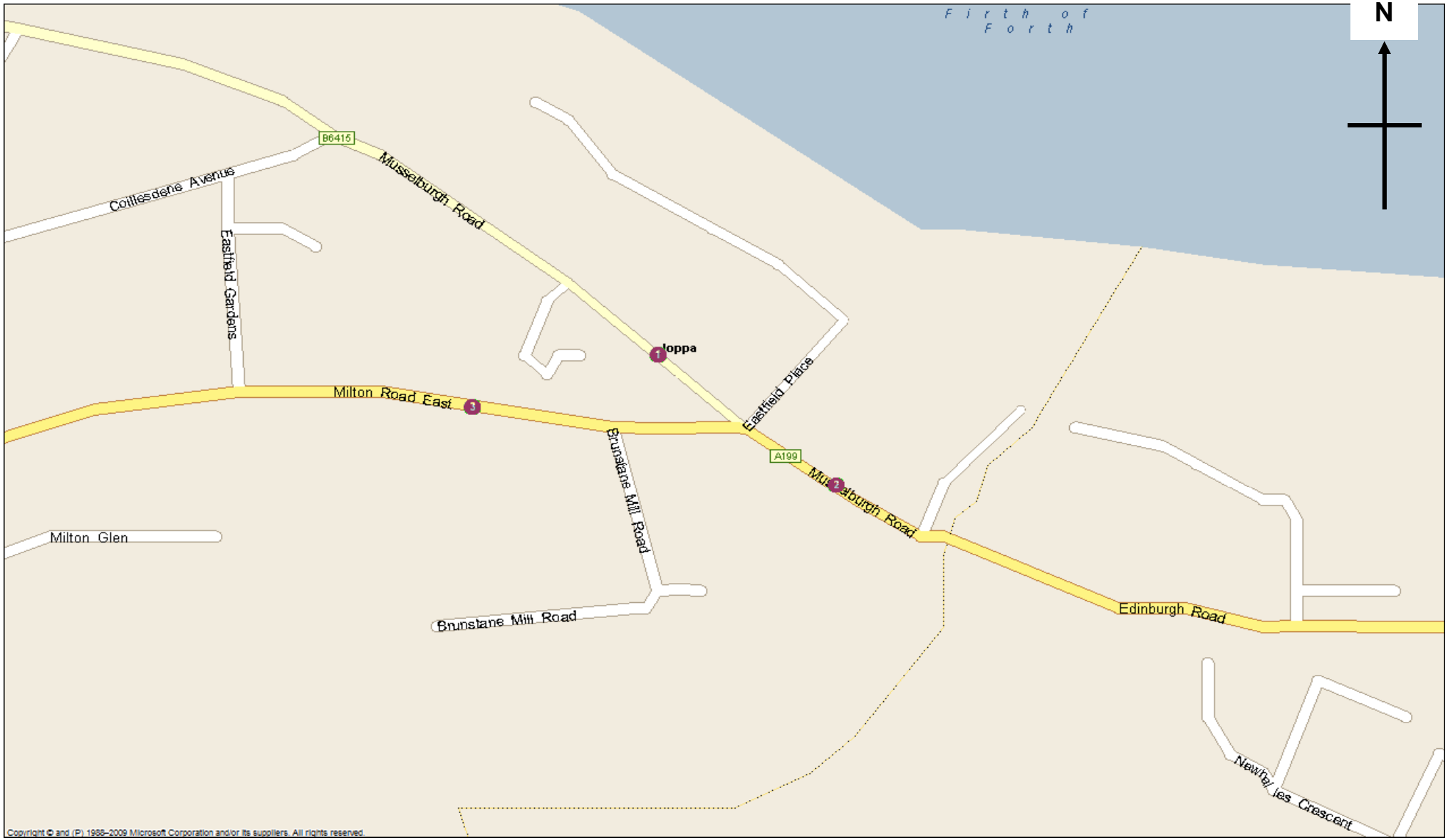

NDC NATIONWIDE DATA COLLECTION	**Sites / Location:**	1 to 3 / Musselburgh	**Project No:**	6022	**Diagram No:**	6022-02	**Drawn By:**	CD
	Survey Dates:	Tuesday 23rd to Monday 29th February 2016	**Project Name:**	MUSSELBURGH				
	Survey Times:	00:00 to 00(24):00	**Diagram Title:**	General Location Plan - ATC				

APPENDIX A

VEHICLE CATEGORIES

ATC VEHICLE CATEGORIES

Axles	Groups	Description	Class		Parameters	Dominant Vehicle	Aggregate
2	1 or 2	Very Short - Bicycle or Motorcycle	MC	1	d(1)<1.7m & axles=2		
2	1 or 2	Short - Sedan, Wagon, 4WD, Utility, Light Van	SV	2	d(1)>=1.7m, d(1)<=3.2m & axles=2		
3, 4 or 5	3	Short Towing - Trailer, Caravan, Boat, etc.	SVT	3	groups=3, d(1)>=2.1m, d(1)<=3.2m, d(2)>=2.1m & axles=3,4,5		1 (Light)
2	2	Two axle truck or Bus	TB2	4	d(1)>3.2m & axles=2		
3	2	Three axle truck or Bus	TB3	5	axles=3 & groups=2		
>3	2	Four axle truck	T4	6	axles>3 & groups=2		2 (Medium)
3	3	Three axle articulated vehicle or Rigid vehicle and trailer	ART3	7	d(1)>3.2m, axles=3 & groups=3		
4	>2	Four axle articulated vehicle or Rigid vehicle and trailer	ART4	8	d(2)<2.1m or d(1)<2.1m or d(1)>3.2m axles = 4 & groups>2		
5	>2	Five axle articulated vehicle or Rigid vehicle and trailer	ART5	9	d(2)<2.1m or d(1)<2.1m or d(1)>3.2m axles=5 & groups>2		
>=6	>2	Six (or more) axle articulated vehicle or Rigid vehicle and trailer	ART6	10	axles=6 & groups>2 or axles>6 & groups=3		
>6	4	B-Double or Heavy truck and trailer	BD	11	groups=4 & axles>6		
>6	>=5	Double or triple road train or Heavy truck and two (or more) trailers	DRT	12	groups>=5 & axles>6		3 (Heavy)

APPENDIX B

SURVEY RESULTS

LINK COUNTS

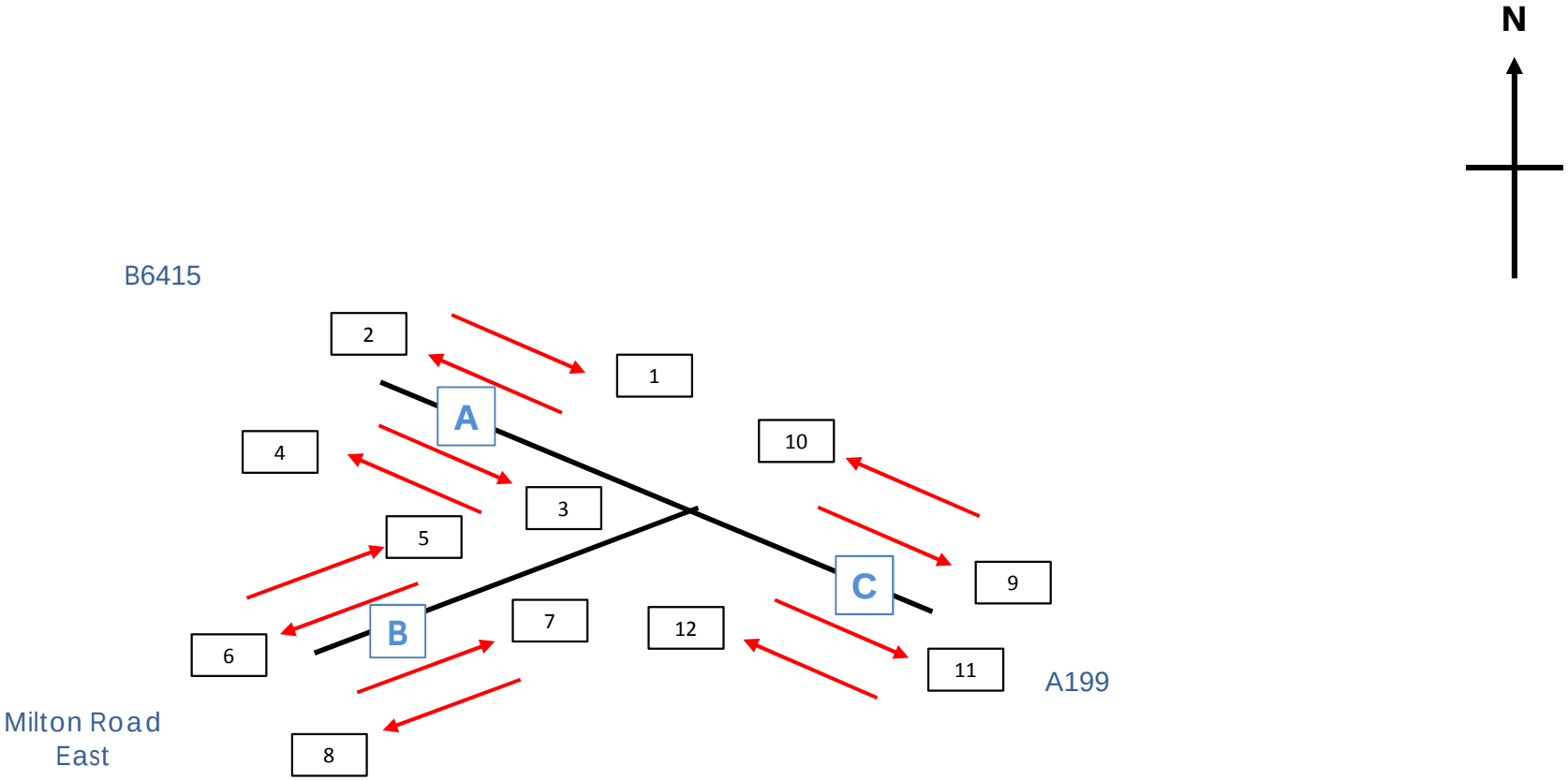

NDC NATIONWIDE DATA COLLECTION	**Site / Location:**	1 / Musselburgh	**Project No:**	6022	**Drawing No:**	6022-01	**Drawn By:**	CD
	Survey Date:	Tuesday 23rd February 2016	**Project Name:**	MUSSELBURGH				
	Survey Times:	07:00 to 19:00	**Drawing Title:**	Site Layout and Arm Labelling				

6022 / Musselburgh
February 2016
Link Counts

Site No. 1 - Arm A
Location B6415
Date Tuesday 23rd February 2016

Site No. 1 - Arm A
Location B6415
Date Tuesday 23rd February 2016

Time	Movement 1		Veh. Total	Movement 2		Veh. Total	Time	Movement 3		Veh. Total	Movement 4		Veh. Total
	PEDESTRIAN	CYCLIST		PEDESTRIAN	CYCLIST			PEDESTRIAN	CYCLIST		PEDESTRIAN	CYCLIST	
07:00	0	2	2	0	1	1	07:00	0	0	0	0	8	8
07:15	0	2	2	0	1	1	07:15	0	0	0	4	13	17
07:30	1	1	2	3	0	3	07:30	1	0	1	1	8	9
07:45	0	2	2	3	0	3	07:45	0	0	0	3	6	9
Hour	1	7	8	6	2	8	Hour	1	0	1	8	35	43
08:00	1	1	2	4	0	4	08:00	0	0	0	1	10	11
08:15	7	3	10	1	0	1	08:15	1	0	1	1	10	11
08:30	3	3	6	5	0	5	08:30	0	0	0	0	2	2
08:45	0	2	2	2	0	2	08:45	3	0	3	0	10	10
Hour	11	9	20	12	0	12	Hour	4	0	4	2	32	34
09:00	2	3	5	1	1	2	09:00	0	0	0	0	3	3
09:15	4	2	6	3	0	3	09:15	0	0	0	1	3	4
09:30	2	3	5	3	0	3	09:30	0	0	0	2	4	6
09:45	4	3	7	3	0	3	09:45	1	0	1	2	2	4
Hour	12	11	23	10	1	11	Hour	1	0	1	5	12	17
10:00	3	2	5	8	0	8	10:00	0	0	0	2	2	4
10:15	4	1	5	0	0	0	10:15	0	0	0	1	2	3
10:30	1	2	3	7	0	7	10:30	0	0	0	1	2	3
10:45	4	2	6	0	0	0	10:45	3	0	3	1	2	3
Hour	12	7	19	15	0	15	Hour	3	0	3	5	8	13
11:00	4	1	5	3	0	3	11:00	4	0	4	0	1	1
11:15	2	3	5	2	0	2	11:15	0	0	0	0	1	1
11:30	6	4	10	5	0	5	11:30	5	0	5	3	3	6
11:45	5	3	8	1	0	1	11:45	4	0	4	3	1	4
Hour	17	11	28	11	0	11	Hour	13	0	13	6	6	12
12:00	2	2	4	2	0	2	12:00	0	0	0	0	2	2
12:15	2	2	4	2	0	2	12:15	0	0	0	0	0	0
12:30	3	4	7	7	0	7	12:30	3	0	3	0	1	1
12:45	4	5	9	9	1	10	12:45	2	0	2	1	3	4
Hour	11	13	24	20	1	21	Hour	5	0	5	1	6	7
13:00	8	0	8	8	0	8	13:00	2	0	2	0	3	3
13:15	2	4	6	2	0	2	13:15	0	0	0	1	0	1
13:30	1	4	5	8	0	8	13:30	1	0	1	3	2	5
13:45	3	0	3	0	0	0	13:45	2	0	2	4	3	7
Hour	14	8	22	18	0	18	Hour	5	0	5	8	8	16
14:00	1	0	1	0	0	0	14:00	1	0	1	1	2	3
14:15	3	1	4	2	0	2	14:15	3	0	3	0	3	3
14:30	4	4	8	3	0	3	14:30	0	0	0	0	6	6
14:45	9	3	12	3	0	3	14:45	1	0	1	2	1	3
Hour	17	8	25	8	0	8	Hour	5	0	5	3	12	15
15:00	7	2	9	4	2	6	15:00	4	0	4	0	1	1
15:15	1	0	1	6	0	6	15:15	0	0	0	0	3	3
15:30	5	1	6	0	0	0	15:30	1	0	1	3	1	4
15:45	2	1	3	6	0	6	15:45	2	0	2	0	0	0
Hour	15	4	19	16	2	18	Hour	7	0	7	3	5	8
16:00	6	3	9	1	0	1	16:00	0	0	0	5	1	6
16:15	7	3	10	1	0	1	16:15	5	0	5	0	4	4
16:30	5	2	7	3	0	3	16:30	0	0	0	0	1	1
16:45	2	8	10	6	0	6	16:45	0	0	0	0	0	0
Hour	20	16	36	11	0	11	Hour	5	0	5	5	6	11
17:00	3	6	9	3	1	4	17:00	0	0	0	1	1	2
17:15	2	9	11	2	0	2	17:15	0	0	0	1	5	6
17:30	0	15	15	0	0	0	17:30	1	0	1	0	4	4
17:45	4	11	15	6	0	6	17:45	1	0	1	0	5	5
Hour	9	41	50	11	1	12	Hour	2	0	2	2	15	17
18:00	8	4	12	2	0	2	18:00	0	0	0	0	3	3
18:15	3	10	13	6	0	6	18:15	0	0	0	0	1	1
18:30	4	6	10	3	0	3	18:30	0	0	0	2	2	4
18:45	7	2	9	4	1	5	18:45	1	0	1	2	0	2
Hour	22	22	44	15	1	16	Hour	1	0	1	4	6	10
Total	161	157	318	153	8	161	Total	52	0	52	52	151	203

Site No. 1 - Arm B
Location Milton Road East
Date Tuesday 23rd February 2016

Time	Movement 5		Veh. Total	Movement 6		Veh. Total
	PEDESTRIAN	CYCLIST		PEDESTRIAN	CYCLIST	
07:00	0	2	2	1	0	1
07:15	0	3	3	0	0	0
07:30	0	0	0	0	0	0
07:45	0	1	1	1	0	1
Hour	0	6	6	2	0	2
08:00	0	1	1	0	0	0
08:15	1	4	5	0	0	0
08:30	0	1	1	0	0	0
08:45	0	1	1	0	0	0
Hour	1	7	8	0	0	0
09:00	0	0	0	0	0	0
09:15	1	0	1	0	0	0
09:30	0	0	0	0	0	0
09:45	1	1	2	0	0	0
Hour	2	1	3	0	0	0
10:00	0	1	1	0	0	0
10:15	0	2	2	0	0	0
10:30	1	0	1	1	0	1
10:45	0	1	1	5	0	5
Hour	1	4	5	6	0	6
11:00	2	0	2	0	0	0
11:15	0	2	2	0	0	0
11:30	0	0	0	0	0	0
11:45	0	0	0	0	0	0
Hour	2	2	4	0	0	0
12:00	0	1	1	0	0	0
12:15	0	1	1	0	0	0
12:30	0	1	1	2	0	2
12:45	0	1	1	0	0	0
Hour	0	4	4	2	0	2
13:00	1	1	2	1	0	1
13:15	0	0	0	0	0	0
13:30	1	2	3	0	0	0
13:45	0	1	1	0	0	0
Hour	2	4	6	1	0	1
14:00	0	1	1	1	0	1
14:15	1	1	2	1	0	1
14:30	1	2	3	0	0	0
14:45	4	0	4	1	0	1
Hour	6	4	10	3	0	3
15:00	0	0	0	0	0	0
15:15	1	1	2	2	0	2
15:30	1	1	2	4	0	4
15:45	0	0	0	1	0	1
Hour	2	2	4	7	0	7
16:00	3	2	5	0	0	0
16:15	0	1	1	0	0	0
16:30	0	2	2	0	0	0
16:45	1	3	4	2	0	2
Hour	4	8	12	2	0	2
17:00	1	4	5	0	0	0
17:15	0	5	5	1	0	1
17:30	0	5	5	1	0	1
17:45	1	7	8	0	0	0
Hour	2	21	23	2	0	2
18:00	3	4	7	0	0	0
18:15	0	4	4	0	0	0
18:30	0	4	4	0	0	0
18:45	3	1	4	0	0	0
Hour	6	13	19	0	0	0
Total	28	76	104	25	0	25

Site No. 1 - Arm B
Location Milton Road East
Date Tuesday 23rd February 2016

Time	Movement 7		Veh. Total	Movement 8		Veh. Total
	PEDESTRIAN	CYCLIST		PEDESTRIAN	CYCLIST	
07:00	1	0	1	0	0	0
07:15	0	0	0	0	4	4
07:30	0	0	0	0	4	4
07:45	0	0	0	2	5	7
Hour	1	0	1	2	13	15
08:00	2	1	3	2	8	10
08:15	0	0	0	5	8	13
08:30	0	0	0	2	5	7
08:45	0	0	0	1	1	2
Hour	2	1	3	10	22	32
09:00	1	0	1	0	2	2
09:15	0	0	0	0	1	1
09:30	0	0	0	0	0	0
09:45	0	0	0	0	0	0
Hour	1	0	1	0	3	3
10:00	1	0	1	2	1	3
10:15	0	0	0	0	0	0
10:30	0	0	0	2	0	2
10:45	0	0	0	0	1	1
Hour	1	0	1	4	2	6
11:00	0	0	0	2	1	3
11:15	1	0	1	0	1	1
11:30	1	0	1	0	1	1
11:45	0	0	0	4	0	4
Hour	2	0	2	6	3	9
12:00	0	0	0	1	1	2
12:15	3	0	3	1	0	1
12:30	0	0	0	0	1	1
12:45	0	0	0	0	1	1
Hour	3	0	3	2	3	5
13:00	1	0	1	2	0	2
13:15	4	0	4	1	0	1
13:30	2	0	2	0	0	0
13:45	0	0	0	0	0	0
Hour	7	0	7	3	0	3
14:00	0	0	0	0	2	2
14:15	0	0	0	0	1	1
14:30	3	0	3	1	2	3
14:45	1	0	1	3	1	4
Hour	4	0	4	4	6	10
15:00	1	0	1	1	2	3
15:15	3	0	3	0	2	2
15:30	2	0	2	0	1	1
15:45	2	0	2	0	1	1
Hour	8	0	8	1	6	7
16:00	6	1	7	4	1	5
16:15	4	0	4	0	1	1
16:30	0	0	0	0	2	2
16:45	1	0	1	0	1	1
Hour	11	1	12	4	5	9
17:00	0	0	0	0	2	2
17:15	1	0	1	0	1	1
17:30	1	0	1	0	1	1
17:45	0	0	0	0	1	1
Hour	2	0	2	0	5	5
18:00	1	0	1	1	1	2
18:15	2	0	2	1	0	1
18:30	5	0	5	2	0	2
18:45	2	0	2	0	0	0
Hour	10	0	10	4	1	5
Total	52	2	54	40	69	109

Site No. 1 - Arm C
Location A199
Date Tuesday 23rd February 2016

Time	Movement 9		Veh. Total	Movement 10		Veh. Total
	PEDESTRIAN	CYCLIST		PEDESTRIAN	CYCLIST	
07:00	1	4	5	0	1	1
07:15	0	3	3	0	0	0
07:30	1	1	2	0	0	0
07:45	1	3	4	2	0	2
Hour	3	11	14	2	1	3
08:00	1	0	1	2	0	2
08:15	1	5	6	0	0	0
08:30	4	3	7	5	0	5
08:45	1	4	5	2	0	2
Hour	7	12	19	9	0	9
09:00	3	0	3	0	1	1
09:15	2	2	4	6	0	6
09:30	1	3	4	3	0	3
09:45	4	6	10	6	1	7
Hour	10	11	21	15	2	17
10:00	5	3	8	10	0	10
10:15	3	3	6	1	0	1
10:30	8	1	9	10	0	10
10:45	5	2	7	1	0	1
Hour	21	9	30	22	0	22
11:00	6	2	8	4	0	4
11:15	4	4	8	4	0	4
11:30	10	4	14	5	0	5
11:45	6	3	9	2	0	2
Hour	26	13	39	15	0	15
12:00	2	3	5	0	2	2
12:15	2	4	6	3	0	3
12:30	4	6	10	8	0	8
12:45	2	5	7	5	0	5
Hour	10	18	28	16	2	18
13:00	5	1	6	5	0	5
13:15	3	4	7	7	0	7
13:30	4	4	8	9	0	9
13:45	4	1	5	4	0	4
Hour	16	10	26	25	0	25
14:00	3	1	4	3	0	3
14:15	7	2	9	0	0	0
14:30	2	6	8	2	0	2
14:45	11	3	14	5	0	5
Hour	23	12	35	10	0	10
15:00	7	2	9	2	2	4
15:15	2	1	3	3	0	3
15:30	5	1	6	3	0	3
15:45	1	2	3	6	0	6
Hour	15	6	21	14	2	16
16:00	1	3	4	0	0	0
16:15	4	5	9	3	0	3
16:30	2	2	4	4	0	4
16:45	1	11	12	4	0	4
Hour	8	21	29	11	0	11
17:00	4	9	13	6	1	7
17:15	0	12	12	0	0	0
17:30	1	20	21	0	0	0
17:45	3	19	22	4	0	4
Hour	8	60	68	10	1	11
18:00	5	8	13	3	0	3
18:15	3	13	16	1	0	1
18:30	4	11	15	3	1	4
18:45	7	3	10	3	1	4
Hour	19	35	54	10	2	12
Total	166	218	384	159	10	169

Site No. 1 - Arm C
Location A199
Date Tuesday 23rd February 2016

Time	Movement 11		Veh. Total	Movement 12		Veh. Total
	PEDESTRIAN	CYCLIST		PEDESTRIAN	CYCLIST	
07:00	1	0	1	0	8	8
07:15	0	0	0	0	17	17
07:30	0	0	0	0	12	12
07:45	0	0	0	2	11	13
Hour	1	0	1	2	48	50
08:00	0	0	0	0	14	14
08:15	0	0	0	0	15	15
08:30	3	0	3	0	7	7
08:45	0	0	0	1	10	11
Hour	3	0	3	1	46	47
09:00	0	0	0	0	4	4
09:15	0	0	0	1	4	5
09:30	0	0	0	0	4	4
09:45	1	0	1	1	1	2
Hour	1	0	1	2	13	15
10:00	1	0	1	3	3	6
10:15	0	0	0	0	2	2
10:30	1	0	1	4	2	6
10:45	0	0	0	1	3	4
Hour	2	0	2	8	10	18
11:00	4	0	4	0	3	3
11:15	0	0	0	0	2	2
11:30	4	0	4	1	3	4
11:45	1	0	1	4	1	5
Hour	9	0	9	5	9	14
12:00	0	0	0	0	1	1
12:15	4	0	4	0	0	0
12:30	1	0	1	1	2	3
12:45	3	0	3	3	3	6
Hour	8	0	8	4	6	10
13:00	1	0	1	0	3	3
13:15	4	0	4	2	0	2
13:30	1	0	1	1	1	2
13:45	2	0	2	0	3	3
Hour	8	0	8	3	7	10
14:00	0	0	0	1	4	5
14:15	1	0	1	0	4	4
14:30	5	0	5	3	9	12
14:45	1	0	1	2	2	4
Hour	7	0	7	6	19	25
15:00	1	0	1	1	4	5
15:15	2	0	2	3	5	8
15:30	3	0	3	2	2	4
15:45	2	0	2	0	1	1
Hour	8	0	8	6	12	18
16:00	1	1	2	5	0	5
16:15	1	0	1	1	4	5
16:30	3	0	3	0	3	3
16:45	0	0	0	0	1	1
Hour	5	1	6	6	8	14
17:00	0	0	0	0	2	2
17:15	0	0	0	0	4	4
17:30	1	0	1	0	4	4
17:45	1	0	1	1	4	5
Hour	2	0	2	1	14	15
18:00	3	0	3	1	3	4
18:15	2	0	2	1	1	2
18:30	5	0	5	3	0	3
18:45	3	0	3	2	0	2
Hour	13	0	13	7	4	11
Total	67	1	68	51	196	247

APPENDIX C

SURVEY RESULTS

PEDESTRIAN CROSSING COUNT

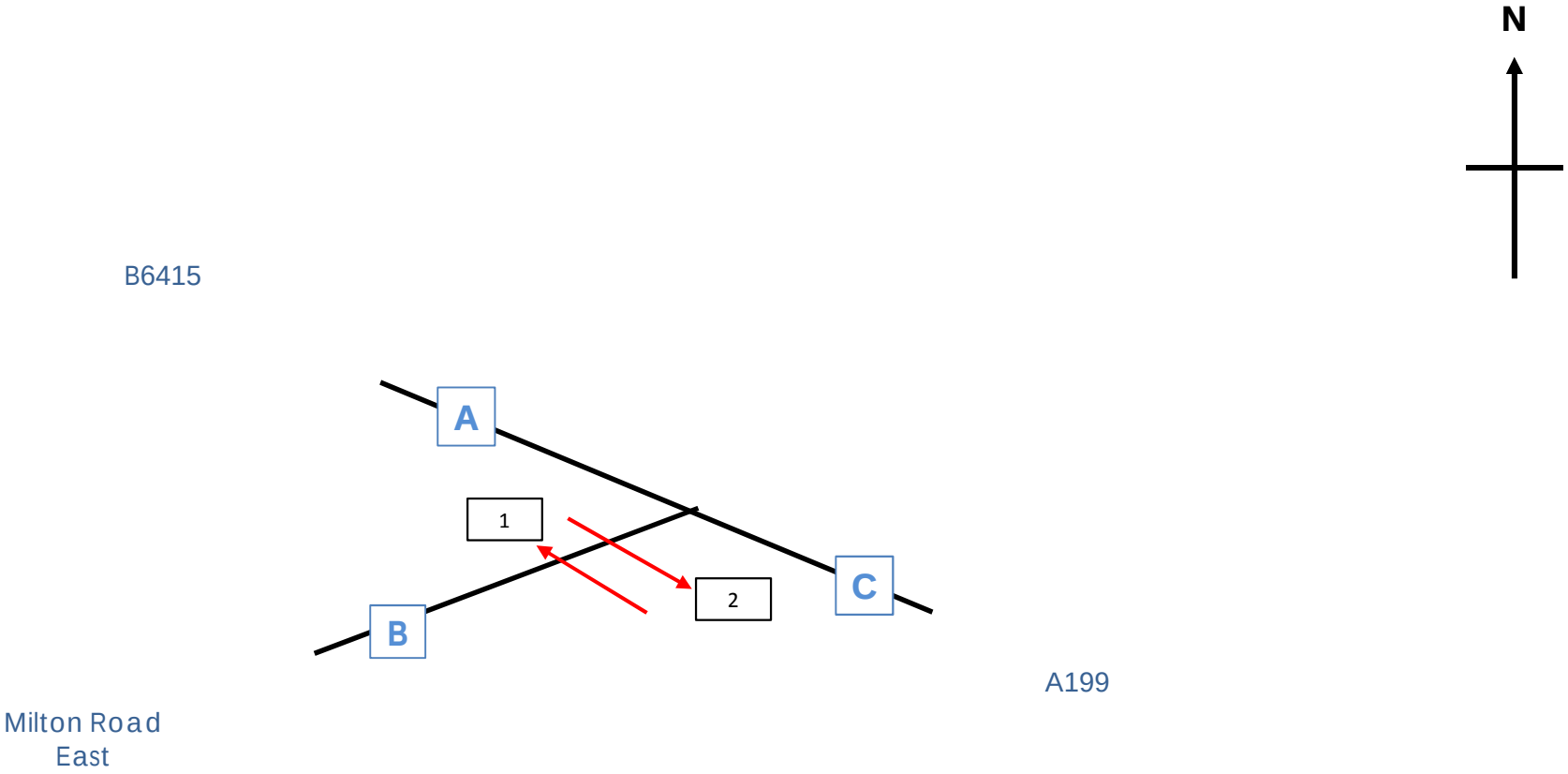

NDC NATIONWIDE DATA COLLECTION	**Site / Location:**	1 / Musselburgh	**Project No:**	6022	**Drawing No:**	6022-01	**Drawn By:**	CD
	Survey Date:	Tuesday 23rd February 2016	**Project Name:**	MUSSELBURGH				
	Survey Times:	07:00 to 19:00	**Drawing Title:**	Site Layout and Arm Labelling				

Site No. 1
Location Milton Road East Pedestrian Crossing (Arm B)
Date Tuesday 23rd February 2016

Time	MOVEMENT 1		Veh. Total	MOVEMENT 2		Veh. Total
	PEDESTRIAN	CYCLIST		PEDESTRIAN	CYCLIST	
07:00	0	0	0	0	0	0
07:15	0	1	1	0	0	0
07:30	0	0	0	0	0	0
07:45	1	0	1	1	0	1
Hour	1	1	2	1	0	1
08:00	2	1	3	0	0	0
08:15	0	0	0	3	0	3
08:30	0	0	0	2	0	2
08:45	0	0	0	0	0	0
Hour	2	1	3	5	0	5
09:00	0	0	0	0	0	0
09:15	0	0	0	0	0	0
09:30	0	0	0	0	0	0
09:45	1	0	1	0	0	0
Hour	1	0	1	0	0	0
10:00	0	0	0	0	0	0
10:15	0	0	0	0	0	0
10:30	1	0	1	0	0	0
10:45	1	0	1	0	0	0
Hour	2	0	2	0	0	0
11:00	0	1	1	4	0	4
11:15	0	0	0	0	0	0
11:30	1	0	1	4	0	4
11:45	3	0	3	4	0	4
Hour	4	1	5	12	0	12
12:00	0	0	0	1	0	1
12:15	0	0	0	1	0	1
12:30	0	0	0	1	0	1
12:45	3	0	3	3	0	3
Hour	3	0	3	6	0	6
13:00	0	0	0	0	0	0
13:15	1	0	1	0	0	0
13:30	1	0	1	0	0	0
13:45	0	0	0	2	0	2
Hour	2	0	2	2	0	2
14:00	1	0	1	0	0	0
14:15	0	0	0	0	0	0
14:30	0	1	1	0	0	0
14:45	0	0	0	0	0	0
Hour	1	1	2	0	0	0
15:00	0	0	0	1	0	1
15:15	0	0	0	0	0	0
15:30	2	0	2	0	0	0
15:45	0	0	0	0	0	0
Hour	2	0	2	1	0	1
16:00	6	0	6	4	1	5
16:15	3	0	3	5	0	5
16:30	0	0	0	0	0	0
16:45	1	0	1	0	0	0
Hour	10	0	10	9	1	10
17:00	0	0	0	0	0	0
17:15	1	0	1	0	0	0
17:30	0	0	0	0	0	0
17:45	0	0	0	1	0	1
Hour	1	0	1	1	0	1
18:00	0	0	0	2	0	2
18:15	0	0	0	0	0	0
18:30	1	0	1	0	0	0
18:45	1	0	1	1	0	1
Hour	2	0	2	3	0	3
Total	31	4	35	40	1	41

APPENDIX D

SUMMARY RESULTS

AUTOMATIC TRAFFIC COUNTS

Site No.	Location.	Direction.	#REF!	Start Date.	End Date.	Total Vehicles.	5 Day Ave.	7 Day Ave.	No. > Speed Limit.	%. > Speed Limit.	No. > ACPO Limit.	%. > ACPO Limit.	No. > DfT Limit.	%. > DfT Limit.	Mean Speed	85%ile Speed
1	B6415 - approx 50 metres west of A199	East	30	Tuesday, 23 February 2016	Monday, 29 February 2016	32125	4747	4589	6619	20.6	1292	4.0	70	0.2	26.1	30.9
		West	30	Tuesday, 23 February 2016	Monday, 29 February 2016	31704	4727	4529	8932	28.2	1307	4.1	45	0.1	27.8	31.5
		East West	30	Tuesday, 23 February 2016	Monday, 29 February 2016	63829	9475	9118	15551	24.4	2599	4.1	115	0.2	27.0	31.3
2	A199 - approx 50 metres east of B6415	East	30	Tuesday, 23 February 2016	Monday, 29 February 2016	50357	7519	7194	3544	7.0	435	0.9	35	0.1	24.6	28.0
		West	30	Tuesday, 23 February 2016	Monday, 29 February 2016	53407	8044	7630	5595	10.5	835	1.6	48	0.1	21.4	28.6
		East West	30	Tuesday, 23 February 2016	Monday, 29 February 2016	103764	15563	14823	9139	8.8	1270	1.2	83	0.1	22.9	28.4
3	Milton Road East - approx 100 metres west of A199	East	40	Tuesday, 23 February 2016	Monday, 29 February 2016	25049	3744	3578	684	2.7	87	0.3	8	0.0	30.5	35.3
		West	40	Tuesday, 23 February 2016	Monday, 29 February 2016	26126	3965	3732	631	2.4	95	0.4	12	0.0	30.2	34.7
		East West	40	Tuesday, 23 February 2016	Monday, 29 February 2016	51175	7710	7311	1315	2.6	182	0.4	20	0.0	30.4	34.9

APPENDIX E

SURVEY RESULTS

AUTOMATIC TRAFFIC COUNTS

Site No.	Location.	Direction.	Speed Limit - PSL (mph)	Start Date.	End Date.	Total Vehicles.	5 Day Ave.	7 Day Ave.	No. > Speed Limit.	%. > Speed Limit.	No. > ACPO Limit.	%. > ACPO Limit.	No. > DfT Limit.	%. > DfT Limit.	Mean Speed	85%ile Speed
1	B6415 - approx 50 metres west of A199	East	30	Tuesday, 23 February 2016	Monday, 29 February 2016	32125	4747	4589	6619	20.6	1292	4.0	70	0.2	26.1	30.9
		West	30	Tuesday, 23 February 2016	Monday, 29 February 2016	31704	4727	4529	8932	28.2	1307	4.1	45	0.1	27.8	31.5
		East West	30	Tuesday, 23 February 2016	Monday, 29 February 2016	63829	9475	9118	15551	24.4	2599	4.1	115	0.2	27.0	31.3

Site 1
Location B6415 - approx 50 metres west of A199
Direction East

Tuesday, 23 February 2016

6022 / Musselburgh
February 2016
Automatic Traffic Count

Time	Total	Classification												>PSL	>PSL%	>SL1	>SL1%	>SL2	>SL2%	Mean	Vpp
		1	2	3	4	5	6	7	8	9	10	11	12	30	30	35	35	45	45		85
		MCL	SV	SVT	TB2	TB3	T4	ART3	ART4	ART5	ART6	BD	DRT			ACPO	ACPO	DfT	DfT		
0000	22	1	17	0	4	0	0	0	0	0	0	0	0	15	68.2	4	18.2	0	0	30.4	35.1
0100	6	0	4	0	2	0	0	0	0	0	0	0	0	5	83.3	1	16.7	0	0	33.3	-
0200	8	0	7	0	1	0	0	0	0	0	0	0	0	5	62.5	3	37.5	0	0	34.3	-
0300	8	0	6	0	2	0	0	0	0	0	0	0	0	5	62.5	4	50	1	12.5	35.3	-
0400	13	0	9	0	4	0	0	0	0	0	0	0	0	7	53.8	4	30.8	0	0	30	36.7
0500	25	0	10	0	15	0	0	0	0	0	0	0	0	12	48	9	36	1	4	31.3	39.6
0600	70	0	48	0	20	1	0	0	1	0	0	0	0	38	54.3	11	15.7	0	0	30.5	35.8
0700	166	5	128	0	31	1	1	0	0	0	0	0	0	81	48.8	22	13.3	0	0	29.5	34
0800	266	9	229	0	25	0	1	2	0	0	0	0	0	72	27.1	9	3.4	0	0	27.8	32
0900	246	11	196	1	33	0	1	3	0	1	0	0	0	31	12.6	5	2	1	0.4	24.6	29.5
1000	233	5	193	1	32	1	0	0	0	0	1	0	0	7	3	1	0.4	0	0	22.7	26.2
1100	**274**	**10**	**233**	**1**	**29**	**1**	**0**	**0**	**0**	**0**	**0**	**0**	**0**	**9**	**3.3**	**1**	**0.4**	**0**	**0**	**21.8**	**25.1**
1200	297	8	266	3	15	1	2	0	0	1	1	0	0	4	1.3	0	0	0	0	20.7	23.9
1300	321	6	288	1	21	2	2	0	1	0	0	0	0	4	1.2	0	0	0	0	21.5	25.7
1400	344	9	299	2	33	0	1	0	0	0	0	0	0	43	12.5	7	2	0	0	25.7	29.8
1500	338	4	302	2	30	0	0	0	0	0	0	0	0	46	13.6	2	0.6	0	0	24.4	29.3
1600	482	11	435	2	32	0	1	0	0	1	0	0	0	59	12.2	4	0.8	0	0	24.1	29.5
1700	**539**	**36**	**463**	**8**	**28**	**1**	**3**	**0**	**0**	**0**	**0**	**0**	**0**	**42**	**7.8**	**2**	**0.4**	**0**	**0**	**23.5**	**28.2**
1800	442	19	393	2	24	0	1	0	3	0	0	0	0	27	6.1	7	1.6	0	0	23.8	28.4
1900	252	2	240	0	10	0	0	0	0	0	0	0	0	35	13.9	6	2.4	0	0	26	29.8
2000	185	10	165	0	10	0	0	0	0	0	0	0	0	42	22.7	8	4.3	0	0	27	30.9
2100	148	6	136	0	5	1	0	0	0	0	0	0	0	42	28.4	9	6.1	1	0.7	27.7	31.8
2200	89	2	78	0	9	0	0	0	0	0	0	0	0	32	36	15	16.9	1	1.1	29.4	35.6
2300	42	3	31	0	8	0	0	0	0	0	0	0	0	15	35.7	7	16.7	1	2.4	28.7	34.9
07-19	**3948**	**133**	**3425**	**23**	**333**	**7**	**13**	**5**	**4**	**3**	**2**	**0**	**0**	**425**	**10.8**	**60**	**1.5**	**1**	**0**	**24**	**29.1**
06-22	**4603**	**151**	**4014**	**23**	**378**	**9**	**13**	**5**	**5**	**3**	**2**	**0**	**0**	**582**	**12.6**	**94**	**2**	**2**	**0**	**24.4**	**29.5**
06-00	**4734**	**156**	**4123**	**23**	**395**	**9**	**13**	**5**	**5**	**3**	**2**	**0**	**0**	**629**	**13.3**	**116**	**2.5**	**4**	**0.1**	**24.5**	**29.5**
00-00	**4816**	**157**	**4176**	**23**	**423**	**9**	**13**	**5**	**5**	**3**	**2**	**0**	**0**	**678**	**14.1**	**141**	**2.9**	**6**	**0.1**	**24.7**	**29.8**

Site 1
Location B6415 - approx 50 metres west of A199
Direction East

Wednesday, 24 February 2016

6022 / Musselburgh
February 2016
Automatic Traffic Count

Time	Total	Classification												>PSL	>PSL%	>SL1	>SL1%	>SL2	>SL2%	Mean	Vpp
		1	2	3	4	5	6	7	8	9	10	11	12	30	30	35	35	45	45		85
		MCL	SV	SVT	TB2	TB3	T4	ART3	ART4	ART5	ART6	BD	DRT			ACPO	ACPO	DfT	DfT		
0000	31	1	28	0	2	0	0	0	0	0	0	0	0	13	41.9	3	9.7	0	0	28.7	32.9
0100	10	0	8	0	2	0	0	0	0	0	0	0	0	7	70	4	40	0	0	34.6	-
0200	4	0	3	0	1	0	0	0	0	0	0	0	0	3	75	0	0	0	0	29.8	-
0300	15	0	13	0	2	0	0	0	0	0	0	0	0	9	60	4	26.7	0	0	32.3	36.9
0400	24	0	16	0	8	0	0	0	0	0	0	0	0	19	79.2	12	50	9	37.5	41.5	55.7
0500	22	0	11	0	10	0	0	0	1	0	0	0	0	12	54.5	7	31.8	0	0	31.1	38.5
0600	67	0	44	0	22	1	0	0	0	0	0	0	0	36	53.7	11	16.4	0	0	30.7	34.9
0700	172	5	142	0	24	1	0	0	0	0	0	0	0	70	40.7	15	8.7	1	0.6	28.9	32.7
0800	246	10	207	0	26	1	2	0	0	0	0	0	0	66	26.8	10	4.1	0	0	27.3	31.3
0900	230	9	187	2	31	1	0	0	0	0	0	0	0	61	26.5	11	4.8	0	0	26.9	31.5
1000	258	7	210	0	40	0	1	0	0	0	0	0	0	41	15.9	2	0.8	0	0	25.7	30
1100	**276**	**5**	**237**	**1**	**30**	**2**	**0**	**0**	**0**	**0**	**0**	**1**	**0**	**44**	**15.9**	**4**	**1.4**	**0**	**0**	**26.2**	**30.2**
1200	295	2	266	0	27	0	0	0	0	0	0	0	0	62	21	10	3.4	0	0	26.2	30.9
1300	296	7	259	1	28	1	0	0	0	0	0	0	0	52	17.6	6	2	0	0	25.9	30.2
1400	319	9	266	3	40	0	0	0	0	0	1	0	0	44	13.8	3	0.9	0	0	25.2	29.5
1500	350	9	304	0	37	0	0	0	0	0	0	0	0	63	18	12	3.4	0	0	26.6	30.4
1600	455	8	407	3	34	0	1	0	1	0	0	0	1	64	14.1	2	0.4	0	0	25.1	29.8
1700	**510**	**34**	**440**	**4**	**31**	**0**	**1**	**0**	**0**	**0**	**0**	**0**	**0**	**57**	**11.2**	**8**	**1.6**	**0**	**0**	**23**	**29.1**
1800	389	15	346	4	22	0	2	0	0	0	0	0	0	42	10.8	9	2.3	0	0	24.7	29.1
1900	259	7	234	0	15	0	1	0	1	0	1	0	0	57	22	7	2.7	0	0	26.9	30.9
2000	187	4	176	0	5	0	1	0	1	0	0	0	0	66	35.3	6	3.2	0	0	28.1	32.2
2100	238	2	226	0	10	0	0	0	0	0	0	0	0	87	36.6	12	5	0	0	28.3	32
2200	152	3	141	0	8	0	0	0	0	0	0	0	0	50	32.9	12	7.9	1	0.7	28.3	32.9
2300	52	2	46	0	3	0	0	1	0	0	0	0	0	27	51.9	11	21.2	0	0	30.4	36.9
07-19	**3796**	**120**	**3271**	**18**	**370**	**6**	**7**	**0**	**1**	**0**	**1**	**1**	**1**	**666**	**17.5**	**92**	**2.4**	**1**	**0**	**25.6**	**30.2**
06-22	**4547**	**133**	**3951**	**18**	**422**	**7**	**9**	**0**	**3**	**0**	**2**	**1**	**1**	**912**	**20.1**	**128**	**2.8**	**1**	**0**	**26**	**30.6**
06-00	**4751**	**138**	**4138**	**18**	**433**	**7**	**9**	**1**	**3**	**0**	**2**	**1**	**1**	**989**	**20.8**	**151**	**3.2**	**2**	**0**	**26.1**	**30.9**
00-00	**4857**	**139**	**4217**	**18**	**458**	**7**	**9**	**1**	**4**	**0**	**2**	**1**	**1**	**1052**	**21.7**	**181**	**3.7**	**11**	**0.2**	**26.3**	**31.1**

Nationwide Data Collection
for
Sam Shortt Consulting

Site 1
Location B6415 - approx 50 metres west of A199
Direction East

6022 / Musselburgh
February 2016
Automatic Traffic Count

Thursday, 25 February 2016

Time	Total	Classification												>PSL	>PSL%	>SL1	>SL1%	>SL2	>SL2%	Mean	Vpp
		1	2	3	4	5	6	7	8	9	10	11	12	30	30	35	35	45	45		85
		MCL	SV	SVT	TB2	TB3	T4	ART3	ART4	ART5	ART6	BD	DRT			ACPO	ACPO	DfT	DfT		
0000	30	0	26	0	4	0	0	0	0	0	0	0	0	14	46.7	6	20	0	0	30.3	35.8
0100	11	0	8	0	3	0	0	0	0	0	0	0	0	6	54.5	2	18.2	0	0	31.4	34
0200	13	0	11	0	2	0	0	0	0	0	0	0	0	9	69.2	6	46.2	0	0	33.2	38.9
0300	11	1	8	0	2	0	0	0	0	0	0	0	0	9	81.8	6	54.5	1	9.1	35	37.4
0400	10	0	5	0	5	0	0	0	0	0	0	0	0	6	60	5	50	0	0	31.9	-
0500	26	0	14	0	12	0	0	0	0	0	0	0	0	16	61.5	8	30.8	1	3.8	32.5	41.8
0600	59	0	40	0	15	3	0	0	1	0	0	0	0	29	49.2	13	22	0	0	30.2	35.3
0700	161	3	126	2	29	0	0	1	0	0	0	0	0	54	33.5	9	5.6	0	0	27.9	32.7
0800	246	11	198	1	35	0	1	0	0	0	0	0	0	95	38.6	17	6.9	3	1.2	28.9	32.9
0900	245	7	204	1	30	0	1	2	0	0	0	0	0	52	21.2	9	3.7	0	0	26.2	31.3
1000	**264**	**6**	**227**	**1**	**23**	**2**	**4**	**0**	**1**	**0**	**0**	**0**	**0**	**42**	**15.9**	**4**	**1.5**	**0**	**0**	**25.2**	**30.2**
1100	244	5	210	1	27	0	1	0	0	0	0	0	0	78	32	14	5.7	2	0.8	28	32.4
1200	266	8	229	1	27	0	0	0	0	1	0	0	0	48	18	8	3	0	0	25.8	30.4
1300	294	6	255	1	30	2	0	0	0	0	0	0	0	66	22.4	8	2.7	0	0	26.3	30.6
1400	346	4	302	2	36	2	0	0	0	0	0	0	0	37	10.7	6	1.7	0	0	25.3	29.1
1500	294	3	258	2	31	0	0	0	0	0	0	0	0	64	21.8	12	4.1	0	0	27.1	30.9
1600	491	11	430	5	42	1	2	0	0	0	0	0	0	69	14.1	15	3.1	0	0	24.8	29.8
1700	**535**	**27**	**468**	**10**	**25**	**1**	**3**	**0**	**1**	**0**	**0**	**0**	**0**	**55**	**10.3**	**9**	**1.7**	**0**	**0**	**23.2**	**28.9**
1800	450	13	405	1	29	0	2	0	0	0	0	0	0	48	10.7	4	0.9	0	0	24.2	29.1
1900	270	10	240	0	17	0	2	0	0	0	1	0	0	63	23.3	12	4.4	1	0.4	26.7	31.1
2000	198	7	185	0	6	0	0	0	0	0	0	0	0	52	26.3	11	5.6	1	0.5	27.6	31.3
2100	166	1	156	1	8	0	0	0	0	0	0	0	0	59	35.5	11	6.6	1	0.6	28.7	32.7
2200	113	3	104	1	5	0	0	0	0	0	0	0	0	46	40.7	11	9.7	0	0	28.6	33.3
2300	49	1	42	0	6	0	0	0	0	0	0	0	0	23	46.9	4	8.2	1	2	29.2	33.3
07-19	**3836**	**104**	**3312**	**28**	**364**	**8**	**14**	**3**	**2**	**1**	**0**	**0**	**0**	**708**	**18.5**	**115**	**3**	**5**	**0.1**	**25.6**	**30.4**
06-22	**4529**	**122**	**3933**	**29**	**410**	**11**	**16**	**3**	**3**	**1**	**1**	**0**	**0**	**911**	**20.1**	**162**	**3.6**	**8**	**0.2**	**26**	**30.9**
06-00	**4691**	**126**	**4079**	**30**	**421**	**11**	**16**	**3**	**3**	**1**	**1**	**0**	**0**	**980**	**20.9**	**177**	**3.8**	**9**	**0.2**	**26.1**	**30.9**
00-00	**4792**	**127**	**4151**	**30**	**449**	**11**	**16**	**3**	**3**	**1**	**1**	**0**	**0**	**1040**	**21.7**	**210**	**4.4**	**11**	**0.2**	**26.2**	**31.1**

Site 1
Location B6415 - approx 50 metres west of A199
Direction East

Friday, 26 February 2016

6022 / Musselburgh
February 2016
Automatic Traffic Count

Time	Total	Classification												>PSL	>PSL%	>SL1	>SL1%	>SL2	>SL2%	Mean	Vpp
		1	2	3	4	5	6	7	8	9	10	11	12	30	30	35	35	45	45		85
		MCL	SV	SVT	TB2	TB3	T4	ART3	ART4	ART5	ART6	BD	DRT			ACPO	ACPO	DfT	DfT		
0000	35	0	32	0	3	0	0	0	0	0	0	0	0	21	60	10	28.6	2	5.7	32.4	37.6
0100	17	0	15	0	2	0	0	0	0	0	0	0	0	12	70.6	7	41.2	0	0	33.6	38.5
0200	5	0	4	0	1	0	0	0	0	0	0	0	0	4	80	1	20	0	0	33	-
0300	9	0	6	0	3	0	0	0	0	0	0	0	0	8	88.9	5	55.6	0	0	34.2	-
0400	11	0	7	0	4	0	0	0	0	0	0	0	0	8	72.7	3	27.3	0	0	32.8	36.5
0500	27	0	10	0	17	0	0	0	0	0	0	0	0	13	48.1	7	25.9	1	3.7	31	38
0600	58	0	41	0	16	1	0	0	0	0	0	0	0	27	46.6	10	17.2	0	0	30.2	35.1
0700	148	6	112	0	30	0	0	0	0	0	0	0	0	58	39.2	11	7.4	2	1.4	28.3	32.9
0800	227	10	192	2	23	0	0	0	0	0	0	0	0	45	19.8	6	2.6	0	0	26.5	30.4
0900	234	6	197	1	29	0	0	1	0	0	0	0	0	47	20.1	6	2.6	0	0	26.7	31.1
1000	246	1	209	0	34	1	0	0	0	1	0	0	0	43	17.5	2	0.8	0	0	26.5	30.2
1100	**265**	**3**	**238**	**3**	**21**	**0**	**0**	**0**	**0**	**0**	**0**	**0**	**0**	**63**	**23.8**	**8**	**3**	**0**	**0**	**26.4**	**31.1**
1200	342	12	296	1	33	0	0	0	0	0	0	0	0	46	13.5	9	2.6	0	0	25.4	29.8
1300	327	7	286	3	31	0	0	0	0	0	0	0	0	56	17.1	8	2.4	0	0	25.3	30.4
1400	374	8	328	4	34	0	0	0	0	0	0	0	0	45	12	3	0.8	0	0	25.2	29.3
1500	412	7	374	4	25	0	0	0	2	0	0	0	0	75	18.2	11	2.7	0	0	24.8	30.2
1600	456	8	424	0	20	0	3	0	0	0	1	0	0	72	15.8	10	2.2	0	0	25.7	30.2
1700	**491**	**23**	**437**	**7**	**23**	**0**	**0**	**0**	**1**	**0**	**0**	**0**	**0**	**60**	**12.2**	**6**	**1.2**	**0**	**0**	**25.4**	**29.5**
1800	338	14	298	1	24	0	1	0	0	0	0	0	0	53	15.7	6	1.8	0	0	25.5	30
1900	237	2	222	0	12	0	0	0	1	0	0	0	0	69	29.1	9	3.8	0	0	27.9	31.8
2000	159	2	146	0	10	0	1	0	0	0	0	0	0	41	25.8	8	5	0	0	27.9	30.9
2100	127	1	117	0	9	0	0	0	0	0	0	0	0	40	31.5	13	10.2	3	2.4	29.2	32.9
2200	114	4	103	0	7	0	0	0	0	0	0	0	0	36	31.6	5	4.4	1	0.9	28.4	31.8
2300	88	0	81	0	7	0	0	0	0	0	0	0	0	29	33	7	8	0	0	29.2	31.8
07-19	**3860**	**105**	**3391**	**26**	**327**	**1**	**4**	**1**	**3**	**1**	**1**	**0**	**0**	**663**	**17.2**	**86**	**2.2**	**2**	**0.1**	**25.8**	**30.2**
06-22	**4441**	**110**	**3917**	**26**	**374**	**2**	**5**	**1**	**4**	**1**	**1**	**0**	**0**	**840**	**18.9**	**126**	**2.8**	**5**	**0.1**	**26.1**	**30.6**
06-00	**4643**	**114**	**4101**	**26**	**388**	**2**	**5**	**1**	**4**	**1**	**1**	**0**	**0**	**905**	**19.5**	**138**	**3**	**6**	**0.1**	**26.2**	**30.6**
00-00	**4747**	**114**	**4175**	**26**	**418**	**2**	**5**	**1**	**4**	**1**	**1**	**0**	**0**	**971**	**20.5**	**171**	**3.6**	**9**	**0.2**	**26.4**	**30.9**

Site 1
Location B6415 - approx 50 metres west of A199
Direction East

6022 / Musselburgh
February 2016
Automatic Traffic Count

Saturday, 27 February 2016

Time	Total	Classification												>PSL	>PSL%	>SL1	>SL1%	>SL2	>SL2%	Mean	Vpp
		1	2	3	4	5	6	7	8	9	10	11	12	30	30	35	35	45	45		85
		MCL	SV	SVT	TB2	TB3	T4	ART3	ART4	ART5	ART6	BD	DRT			ACPO	ACPO	DfT	DfT		
0000	64	1	57	0	6	0	0	0	0	0	0	0	0	26	40.6	7	10.9	0	0	28.7	33.3
0100	39	0	32	0	7	0	0	0	0	0	0	0	0	24	61.5	8	20.5	0	0	31.6	35.3
0200	11	0	8	0	3	0	0	0	0	0	0	0	0	7	63.6	1	9.1	1	9.1	31.2	32
0300	25	1	20	0	4	0	0	0	0	0	0	0	0	20	80	9	36	1	4	34.1	37.6
0400	21	0	12	0	9	0	0	0	0	0	0	0	0	9	42.9	4	19	0	0	30.8	37.6
0500	19	0	10	0	9	0	0	0	0	0	0	0	0	10	52.6	4	21.1	0	0	29.1	35.8
0600	38	1	25	0	11	1	0	0	0	0	0	0	0	23	60.5	8	21.1	0	0	30.8	35.6
0700	39	2	24	0	13	0	0	0	0	0	0	0	0	19	48.7	9	23.1	0	0	29.8	36.2
0800	127	9	101	0	15	0	1	0	0	0	1	0	0	36	28.3	10	7.9	1	0.8	27.8	32.7
0900	196	9	171	0	16	0	0	0	0	0	0	0	0	50	25.5	9	4.6	1	0.5	27.3	31.8
1000	295	15	253	1	22	0	2	0	0	1	1	0	0	54	18.3	7	2.4	0	0	25.9	30.4
1100	**307**	**17**	**276**	**1**	**13**	**0**	**0**	**0**	**0**	**0**	**0**	**0**	**0**	**33**	**10.7**	**6**	**2**	**0**	**0**	**24.9**	**29.1**
1200	365	14	329	2	19	0	1	0	0	0	0	0	0	70	19.2	10	2.7	0	0	26.3	30.2
1300	370	5	345	0	19	0	1	0	0	0	0	0	0	78	21.1	8	2.2	1	0.3	26.8	30.6
1400	**378**	**10**	**351**	**1**	**16**	**0**	**0**	**0**	**0**	**0**	**0**	**0**	**0**	**79**	**20.9**	**10**	**2.6**	**0**	**0**	**26**	**30.9**
1500	375	10	341	0	22	0	2	0	0	0	0	0	0	49	13.1	3	0.8	0	0	25.6	29.5
1600	365	6	341	1	17	0	0	0	0	0	0	0	0	50	13.7	7	1.9	0	0	26.3	29.8
1700	321	2	299	0	19	0	1	0	0	0	0	0	0	61	19	8	2.5	0	0	26.8	30.4
1800	244	3	225	0	16	0	0	0	0	0	0	0	0	59	24.2	14	5.7	0	0	26.9	31.1
1900	189	3	173	0	12	0	0	0	1	0	0	0	0	51	27	11	5.8	0	0	27.3	32
2000	124	1	114	0	9	0	0	0	0	0	0	0	0	41	33.1	10	8.1	1	0.8	28.9	32.7
2100	106	3	95	0	8	0	0	0	0	0	0	0	0	44	41.5	13	12.3	0	0	29.2	34
2200	84	0	73	0	11	0	0	0	0	0	0	0	0	36	42.9	8	9.5	0	0	29	32.2
2300	69	1	59	0	9	0	0	0	0	0	0	0	0	26	37.7	7	10.1	0	0	28.9	32.7
07-19	**3382**	**102**	**3056**	**6**	**207**	**0**	**8**	**0**	**0**	**1**	**2**	**0**	**0**	**638**	**18.9**	**101**	**3**	**3**	**0.1**	**26.3**	**30.4**
06-22	**3839**	**110**	**3463**	**6**	**247**	**1**	**8**	**0**	**1**	**1**	**2**	**0**	**0**	**797**	**20.8**	**143**	**3.7**	**4**	**0.1**	**26.6**	**30.9**
06-00	**3992**	**111**	**3595**	**6**	**267**	**1**	**8**	**0**	**1**	**1**	**2**	**0**	**0**	**859**	**21.5**	**158**	**4**	**4**	**0.1**	**26.7**	**31.1**
00-00	**4171**	**113**	**3734**	**6**	**305**	**1**	**8**	**0**	**1**	**1**	**2**	**0**	**0**	**955**	**22.9**	**191**	**4.6**	**6**	**0.1**	**26.8**	**31.3**

Nationwide Data Collection
for
Sam Shortt Consulting

Site 1
Location B6415 - approx 50 metres west of A199
Direction East

Sunday, 28 February 2016

6022 / Musselburgh
February 2016
Automatic Traffic Count

Time	Total	Classification												>PSL	>PSL%	>SL1	>SL1%	>SL2	>SL2%	Mean	Vpp
		1	2	3	4	5	6	7	8	9	10	11	12	30	30	35	35	45	45		85
		MCL	SV	SVT	TB2	TB3	T4	ART3	ART4	ART5	ART6	BD	DRT			ACPO	ACPO	DfT	DfT		
0000	62	0	53	0	9	0	0	0	0	0	0	0	0	40	64.5	15	24.2	1	1.6	31.4	36.2
0100	44	0	32	0	12	0	0	0	0	0	0	0	0	32	72.7	15	34.1	0	0	33.1	36.7
0200	31	0	22	0	9	0	0	0	0	0	0	0	0	20	64.5	6	19.4	1	3.2	32	35.1
0300	27	1	21	0	5	0	0	0	0	0	0	0	0	22	81.5	14	51.9	3	11.1	35.8	41.2
0400	28	0	21	0	6	0	0	0	0	1	0	0	0	20	71.4	13	46.4	0	0	34.2	39.8
0500	17	0	12	0	5	0	0	0	0	0	0	0	0	14	82.4	11	64.7	3	17.6	36.3	39.4
0600	19	0	13	0	6	0	0	0	0	0	0	0	0	12	63.2	6	31.6	1	5.3	31.4	39.1
0700	36	2	27	0	6	1	0	0	0	0	0	0	0	23	63.9	7	19.4	0	0	30.8	35.8
0800	73	7	57	0	8	0	1	0	0	0	0	0	0	32	43.8	14	19.2	0	0	29.1	35.3
0900	142	17	112	1	8	1	2	0	0	0	0	1	0	60	42.3	14	9.9	1	0.7	28	33.8
1000	238	19	202	1	14	0	2	0	0	0	0	0	0	70	29.4	9	3.8	0	0	26.9	31.5
1100	**298**	**27**	**254**	**3**	**10**	**0**	**3**	**0**	**0**	**0**	**0**	**0**	**1**	**61**	**20.5**	**3**	**1**	**0**	**0**	**25.5**	**30.4**
1200	445	18	409	3	13	0	2	0	0	0	0	0	0	86	19.3	10	2.2	2	0.4	26.1	30.4
1300	387	20	352	3	9	0	2	0	0	0	0	0	1	53	13.7	5	1.3	0	0	25.5	29.5
1400	446	18	414	2	10	0	1	0	0	0	1	0	0	42	9.4	7	1.6	0	0	24.2	28.9
1500	**459**	**12**	**428**	**3**	**16**	**0**	**0**	**0**	**0**	**0**	**0**	**0**	**0**	**59**	**12.9**	**4**	**0.9**	**1**	**0.2**	**25.6**	**29.3**
1600	388	9	366	2	10	0	0	0	0	0	1	0	0	67	17.3	12	3.1	0	0	26.1	30.4
1700	330	6	310	0	13	0	0	0	1	0	0	0	0	50	15.2	9	2.7	1	0.3	25.4	30
1800	235	4	217	2	11	0	1	0	0	0	0	0	0	54	23	6	2.6	0	0	26.7	31.5
1900	159	0	150	1	8	0	0	0	0	0	0	0	0	53	33.3	9	5.7	1	0.6	28.7	32.9
2000	134	2	123	1	8	0	0	0	0	0	0	0	0	36	26.9	7	5.2	1	0.7	28.1	31.8
2100	110	1	98	0	11	0	0	0	0	0	0	0	0	44	40	7	6.4	2	1.8	29.1	32.9
2200	64	0	59	0	5	0	0	0	0	0	0	0	0	37	57.8	10	15.6	1	1.6	31.1	34.7
2300	46	0	42	0	4	0	0	0	0	0	0	0	0	32	69.6	14	30.4	2	4.3	32.4	37.1
07-19	**3477**	**159**	**3148**	**20**	**128**	**2**	**14**	**0**	**1**	**0**	**2**	**1**	**2**	**657**	**18.9**	**100**	**2.9**	**5**	**0.1**	**25.9**	**30.4**
06-22	**3899**	**162**	**3532**	**22**	**161**	**2**	**14**	**0**	**1**	**0**	**2**	**1**	**2**	**802**	**20.6**	**129**	**3.3**	**10**	**0.3**	**26.2**	**30.9**
06-00	**4009**	**162**	**3633**	**22**	**170**	**2**	**14**	**0**	**1**	**0**	**2**	**1**	**2**	**871**	**21.7**	**153**	**3.8**	**13**	**0.3**	**26.3**	**31.1**
00-00	**4218**	**163**	**3794**	**22**	**216**	**2**	**14**	**0**	**1**	**1**	**2**	**1**	**2**	**1019**	**24.2**	**227**	**5.4**	**21**	**0.5**	**26.7**	**31.5**

Site 1
Location B6415 - approx 50 metres west of A199
Direction East

Monday, 29 February 2016

6022 / Musselburgh
February 2016
Automatic Traffic Count

Time	Total	Classification												>PSL	>PSL%	>SL1	>SL1%	>SL2	>SL2%	Mean	Vpp
		1	2	3	4	5	6	7	8	9	10	11	12	30	30	35	35	45	45		85
		MCL	SV	SVT	TB2	TB3	T4	ART3	ART4	ART5	ART6	BD	DRT			ACPO	ACPO	DfT	DfT		
0000	23	0	19	0	4	0	0	0	0	0	0	0	0	16	69.6	6	26.1	0	0	32.2	36.7
0100	11	0	9	0	2	0	0	0	0	0	0	0	0	5	45.5	2	18.2	0	0	31.5	32.9
0200	7	1	5	0	1	0	0	0	0	0	0	0	0	2	28.6	1	14.3	0	0	26	-
0300	6	0	5	0	1	0	0	0	0	0	0	0	0	3	50	1	16.7	0	0	30.4	-
0400	10	0	4	0	6	0	0	0	0	0	0	0	0	6	60	3	30	0	0	32	-
0500	22	0	9	0	13	0	0	0	0	0	0	0	0	13	59.1	9	40.9	0	0	32.3	40
0600	59	0	35	0	23	1	0	0	0	0	0	0	0	34	57.6	14	23.7	0	0	30.7	35.8
0700	145	5	114	2	24	0	0	0	0	0	0	0	0	57	39.3	14	9.7	0	0	28.5	33.6
0800	233	9	194	3	25	0	1	0	0	0	1	0	0	52	22.3	9	3.9	0	0	26.7	30.6
0900	215	5	174	0	33	1	1	1	0	0	0	0	0	52	24.2	7	3.3	1	0.5	26.9	31.8
1000	232	8	183	2	34	3	1	1	0	0	0	0	0	46	19.8	7	3	0	0	26.2	30.9
1100	**279**	**9**	**232**	**1**	**35**	**0**	**2**	**0**	**0**	**0**	**0**	**0**	**0**	**44**	**15.8**	**9**	**3.2**	**1**	**0.4**	**26.7**	**30.2**
1200	263	7	227	2	24	0	1	0	0	1	1	0	0	36	13.7	2	0.8	0	0	25	29.8
1300	297	9	256	1	28	1	1	1	0	0	0	0	0	54	18.2	8	2.7	0	0	25.3	30.4
1400	305	5	278	0	22	0	0	0	0	0	0	0	0	51	16.7	4	1.3	0	0	25.1	30
1500	356	5	321	3	26	0	1	0	0	0	0	0	0	51	14.3	3	0.8	0	0	25.7	29.5
1600	498	12	447	3	32	0	2	0	0	0	2	0	0	78	15.7	11	2.2	0	0	24.9	30
1700	**531**	**35**	**457**	**1**	**31**	**1**	**5**	**0**	**0**	**1**	**0**	**0**	**0**	**60**	**11.3**	**5**	**0.9**	**0**	**0**	**24.4**	**29.1**
1800	391	11	349	0	27	1	2	1	0	0	0	0	0	51	13	6	1.5	1	0.3	24.6	29.5
1900	222	4	205	0	12	0	0	0	0	0	1	0	0	46	20.7	12	5.4	0	0	26.8	31.3
2000	177	2	169	0	6	0	0	0	0	0	0	0	0	39	22	4	2.3	0	0	27.3	31.1
2100	135	1	126	0	8	0	0	0	0	0	0	0	0	48	35.6	11	8.1	1	0.7	29.5	32.9
2200	72	3	59	0	9	0	1	0	0	0	0	0	0	37	51.4	11	15.3	1	1.4	30.1	34.7
2300	35	2	27	0	6	0	0	0	0	0	0	0	0	23	65.7	12	34.3	1	2.9	31.2	37.4
07-19	**3745**	**120**	**3232**	**18**	**341**	**7**	**17**	**4**	**0**	**2**	**4**	**0**	**0**	**632**	**16.9**	**85**	**2.3**	**3**	**0.1**	**25.5**	**30.2**
06-22	**4338**	**127**	**3767**	**18**	**390**	**8**	**17**	**4**	**0**	**2**	**5**	**0**	**0**	**799**	**18.4**	**126**	**2.9**	**4**	**0.1**	**25.8**	**30.4**
06-00	**4445**	**132**	**3853**	**18**	**405**	**8**	**18**	**4**	**0**	**2**	**5**	**0**	**0**	**859**	**19.3**	**149**	**3.4**	**6**	**0.1**	**26**	**30.6**
00-00	**4524**	**133**	**3904**	**18**	**432**	**8**	**18**	**4**	**0**	**2**	**5**	**0**	**0**	**904**	**20**	**171**	**3.8**	**6**	**0.1**	**26**	**30.9**

Site 1
Location B6415 - approx 50 metres west of A199
Direction East

6022 / Musselburgh
February 2016
Automatic Traffic Count

Virtual Day (7)

Time	Total	Classification												>PSL	>PSL%	>SL1	>SL1%	>SL2	>SL2%	Mean	Vpp
		1	2	3	4	5	6	7	8	9	10	11	12	30	30	35	35	45	45		85
		MCL	SV	SVT	TB2	TB3	T4	ART3	ART4	ART5	ART6	BD	DRT			ACPO	ACPO	DfT	DfT		
0000	38	0	33	0	5	0	0	0	0	0	0	0	0	21	54.3	7	19.1	0	1.1	30.4	35.6
0100	20	0	15	0	4	0	0	0	0	0	0	0	0	13	65.9	6	28.3	0	0	32.6	36.7
0200	11	0	9	0	3	0	0	0	0	0	0	0	0	7	63.3	3	22.8	0	2.5	31.7	36.2
0300	14	0	11	0	3	0	0	0	0	0	0	0	0	11	75.2	6	42.6	1	5.9	34.3	40.5
0400	17	0	11	0	6	0	0	0	0	0	0	0	0	11	64.1	6	37.6	1	7.7	34.1	39.8
0500	23	0	11	0	12	0	0	0	0	0	0	0	0	13	57	8	34.8	1	3.8	31.8	39.1
0600	53	0	35	0	16	1	0	0	0	0	0	0	0	28	53.8	10	19.7	0	0.3	30.6	35.8
0700	124	4	96	1	22	0	0	0	0	0	0	0	0	52	41.8	12	10	0	0.3	28.8	33.6
0800	203	9	168	1	22	0	1	0	0	0	0	0	0	57	28.1	11	5.3	1	0.3	27.6	31.8
0900	215	9	177	1	26	0	1	1	0	0	0	0	0	50	23.4	9	4	1	0.3	26.5	31.3
1000	252	9	211	1	28	1	1	0	0	0	0	0	0	43	17.2	5	1.8	0	0	25.6	30.2
1100	**278**	**11**	**240**	**2**	**24**	**0**	**1**	**0**	**0**	**0**	**0**	**0**	**0**	**47**	**17.1**	**6**	**2.3**	**0**	**0.2**	**25.6**	**30.4**
1200	325	10	289	2	23	0	1	0	0	0	0	0	0	50	15.5	7	2.2	0	0.1	25.2	30
1300	327	9	292	1	24	1	1	0	0	0	0	0	0	52	15.8	6	1.9	0	0	25.3	30
1400	359	9	320	2	27	0	0	0	0	0	0	0	0	49	13.6	6	1.6	0	0	25.2	29.5
1500	369	7	333	2	27	0	0	0	0	0	0	0	0	58	15.8	7	1.8	0	0	25.6	30
1600	448	9	407	2	27	0	1	0	0	0	1	0	0	66	14.6	9	1.9	0	0	25.2	29.8
1700	**465**	**23**	**411**	**4**	**24**	**0**	**2**	**0**	**0**	**0**	**0**	**0**	**0**	**55**	**11.8**	**7**	**1.4**	**0**	**0**	**24.3**	**29.3**
1800	356	11	319	1	22	0	1	0	0	0	0	0	0	48	13.4	7	2.1	0	0	24.9	29.5
1900	227	4	209	0	12	0	0	0	0	0	0	0	0	53	23.6	9	4.2	0	0.1	27.1	31.3
2000	166	4	154	0	8	0	0	0	0	0	0	0	0	45	27.2	8	4.6	0	0.3	27.8	31.5
2100	147	2	136	0	8	0	0	0	0	0	0	0	0	52	35.3	11	7.4	1	0.8	28.7	32.7
2200	98	2	88	0	8	0	0	0	0	0	0	0	0	39	39.8	10	10.5	1	0.7	29	33.6
2300	54	1	47	0	6	0	0	0	0	0	0	0	0	25	45.9	9	16.3	1	1.3	29.8	35.1
07-19	**3721**	**120**	**3262**	**20**	**296**	**4**	**11**	**2**	**2**	**1**	**2**	**0**	**0**	**627**	**16.9**	**91**	**2.5**	**3**	**0.1**	**25.5**	**30.2**
06-22	**4314**	**131**	**3797**	**20**	**340**	**6**	**12**	**2**	**2**	**1**	**2**	**0**	**0**	**806**	**18.7**	**130**	**3**	**5**	**0.1**	**25.8**	**30.6**
06-00	**4466**	**134**	**3932**	**20**	**354**	**6**	**12**	**2**	**2**	**1**	**2**	**0**	**0**	**870**	**19.5**	**149**	**3.3**	**6**	**0.1**	**26**	**30.6**
00-00	**4589**	**135**	**4022**	**20**	**386**	**6**	**12**	**2**	**3**	**1**	**2**	**0**	**0**	**946**	**20.6**	**185**	**4**	**10**	**0.2**	**26.1**	**30.9**

Site 1
Location B6415 - approx 50 metres west of A199
Direction East

6022 / Musselburgh
February 2016
Automatic Traffic Count

Virtual Week (1)

Time	Total	Classification												>PSL	>PSL%	>SL1	>SL1%	>SL2	>SL2%	Mean	Vpp
		1 MCL	2 SV	3 SVT	4 TB2	5 TB3	6 T4	7 ART3	8 ART4	9 ART5	10 ART6	11 BD	12 DRT	30	30	35 ACPO	35 ACPO	45 DfT	45 DfT		85
Mon	4524	133	3904	18	432	8	18	4	0	2	5	0	0	904	20	171	3.8	6	0.1	26	30.9
Tue	4816	157	4176	23	423	9	13	5	5	3	2	0	0	678	14.1	141	2.9	6	0.1	24.7	29.8
Wed	4857	139	4217	18	458	7	9	1	4	0	2	1	1	1052	21.7	181	3.7	11	0.2	26.3	31.1
Thu	4792	127	4151	30	449	11	16	3	3	1	1	0	0	1040	21.7	210	4.4	11	0.2	26.2	31.1
Fri	4747	114	4175	26	418	2	5	1	4	1	1	0	0	971	20.5	171	3.6	9	0.2	26.4	30.9
| Sat	4171	113	3734	6	305	1	8	0	1	1	2	0	0	955	22.9	191	4.6	6	0.1	26.8	31.3
| Sun	4218	163	3794	22	216	2	14	0	1	1	2	1	2	1019	24.2	227	5.4	21	0.5	26.7	31.5
5 Day Ave.	**4747**	**134**	**4125**	**23**	**436**	**7**	**12**	**3**	**3**	**1**	**2**	**0**	**0**	**929**	**19.6**	**175**	**3.7**	**9**	**0.2**	**25.9**	**30.8**
7 Day Ave.	**4589**	**135**	**4022**	**20**	**386**	**6**	**12**	**2**	**3**	**1**	**2**	**0**	**0**	**946**	**20.6**	**185**	**4.0**	**10**	**0.2**	**26.1**	**30.9**
--	**32125**	**946**	**28151**	**143**	**2701**	**40**	**83**	**14**	**18**	**9**	**15**	**2**	**3**	**6619**	**20.6**	**1292**	**4.0**	**70**	**0.2**	**26.1**	**30.9**

Summary Graphs

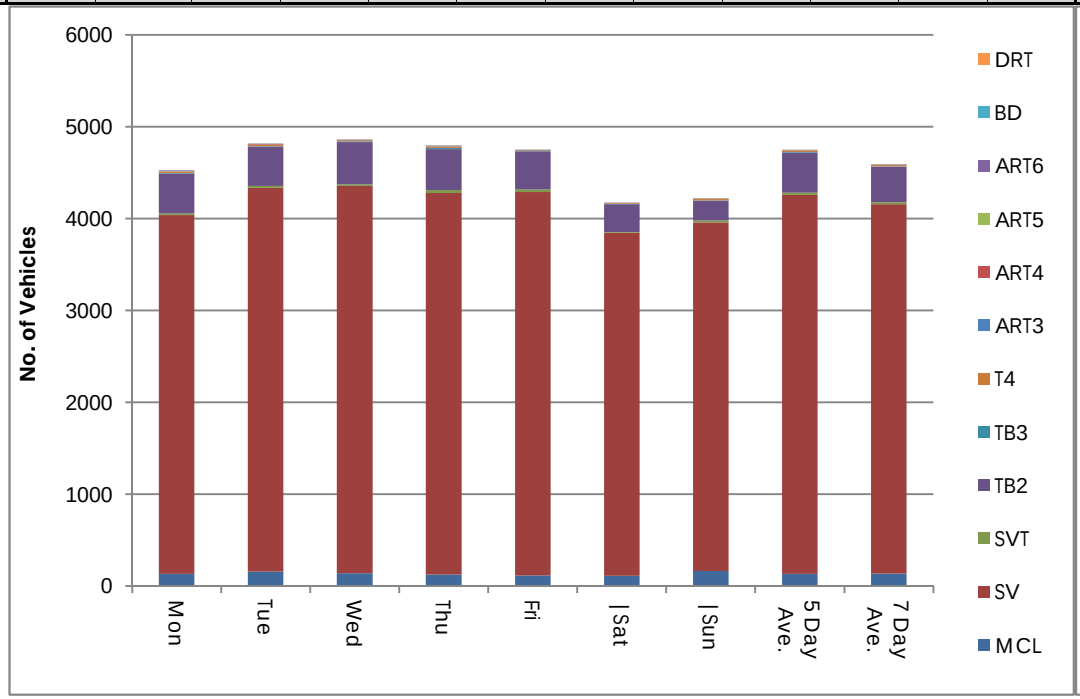

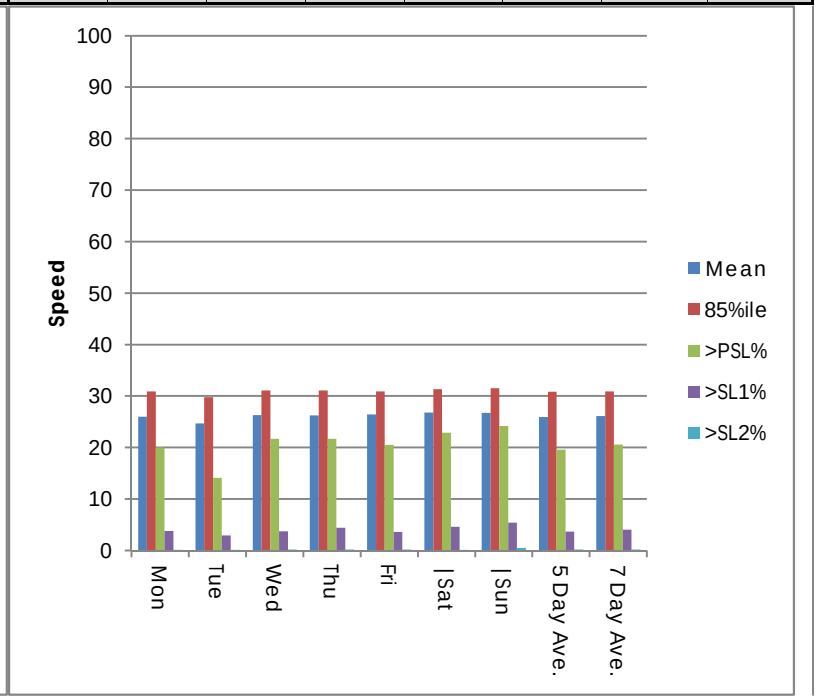

Nationwide Data Collection
for
Sam Shortt Consulting

Site 1
Location B6415 - approx 50 metres west of A199
Direction East

Tuesday, 23 February 2016

6022 / Musselburgh
February 2016
Automatic Traffic Count

Time	Total	Speed Bins (mph)																											
		0 - 5	5 - 10	10 - 15	15 - 20	20 - 25	25 - 30	30 - 35	35 - 40	40 - 45	45 - 50	50 - 55	55 - 60	60 - 65	65 - 70	70 - 75	75 - 80	80 - 85	85 - 90	90 - 95	95 - 100	100 - 105	105 - 110	110 - 115	115 - 120	120 - 125	125 - 130	130 - 135	135 - 140
0000	22	0	0	0	1	2	4	11	4	0	0	0	0	0	0	0	0	0	0	0	0	0	0	0	0	0	0	0	0
0100	6	0	0	0	0	0	1	4	1	0	0	0	0	0	0	0	0	0	0	0	0	0	0	0	0	0	0	0	0
0200	8	0	0	0	0	0	3	2	1	2	0	0	0	0	0	0	0	0	0	0	0	0	0	0	0	0	0	0	0
0300	8	0	0	0	0	0	3	1	1	2	1	0	0	0	0	0	0	0	0	0	0	0	0	0	0	0	0	0	0
0400	13	0	0	1	0	2	3	3	4	0	0	0	0	0	0	0	0	0	0	0	0	0	0	0	0	0	0	0	0
0500	25	0	0	0	1	5	7	3	6	2	1	0	0	0	0	0	0	0	0	0	0	0	0	0	0	0	0	0	0
0600	70	0	1	0	0	6	25	27	8	3	0	0	0	0	0	0	0	0	0	0	0	0	0	0	0	0	0	0	0
0700	166	0	0	3	7	19	56	59	20	2	0	0	0	0	0	0	0	0	0	0	0	0	0	0	0	0	0	0	0
0800	266	0	0	7	5	34	148	63	7	2	0	0	0	0	0	0	0	0	0	0	0	0	0	0	0	0	0	0	0
0900	246	0	1	11	34	74	95	26	3	1	1	0	0	0	0	0	0	0	0	0	0	0	0	0	0	0	0	0	0
1000	233	0	0	5	49	121	51	6	0	1	0	0	0	0	0	0	0	0	0	0	0	0	0	0	0	0	0	0	0
1100	**274**	**0**	**1**	**8**	**75**	**146**	**35**	**8**	**0**	**1**	**0**	**0**	**0**	**0**	**0**	**0**	**0**	**0**	**0**	**0**	**0**	**0**	**0**	**0**	**0**	**0**	**0**	**0**	**0**
1200	297	0	0	25	87	153	28	4	0	0	0	0	0	0	0	0	0	0	0	0	0	0	0	0	0	0	0	0	0
1300	321	0	2	31	66	153	65	4	0	0	0	0	0	0	0	0	0	0	0	0	0	0	0	0	0	0	0	0	0
1400	344	0	1	4	26	107	163	36	6	1	0	0	0	0	0	0	0	0	0	0	0	0	0	0	0	0	0	0	0
1500	338	1	3	13	47	103	125	44	2	0	0	0	0	0	0	0	0	0	0	0	0	0	0	0	0	0	0	0	0
1600	482	0	18	21	67	136	181	55	3	1	0	0	0	0	0	0	0	0	0	0	0	0	0	0	0	0	0	0	0
1700	**539**	**0**	**0**	**20**	**117**	**180**	**180**	**40**	**2**	**0**	**0**	**0**	**0**	**0**	**0**	**0**	**0**	**0**	**0**	**0**	**0**	**0**	**0**	**0**	**0**	**0**	**0**	**0**	**0**
1800	442	0	1	18	66	173	157	20	6	1	0	0	0	0	0	0	0	0	0	0	0	0	0	0	0	0	0	0	0
1900	252	1	2	0	19	68	127	29	5	1	0	0	0	0	0	0	0	0	0	0	0	0	0	0	0	0	0	0	0
2000	185	0	0	4	7	44	88	34	6	2	0	0	0	0	0	0	0	0	0	0	0	0	0	0	0	0	0	0	0
2100	148	0	0	6	5	21	74	33	8	0	0	1	0	0	0	0	0	0	0	0	0	0	0	0	0	0	0	0	0
2200	89	0	0	0	3	13	41	17	12	2	0	1	0	0	0	0	0	0	0	0	0	0	0	0	0	0	0	0	0
2300	42	0	0	1	3	7	16	8	5	1	0	1	0	0	0	0	0	0	0	0	0	0	0	0	0	0	0	0	0
07-19	**3948**	**1**	**27**	**166**	**646**	**1399**	**1284**	**365**	**49**	**10**	**1**	**0**	**0**	**0**	**0**	**0**	**0**	**0**	**0**	**0**	**0**	**0**	**0**	**0**	**0**	**0**	**0**	**0**	**0**
06-22	**4603**	**2**	**30**	**176**	**677**	**1538**	**1598**	**488**	**76**	**16**	**1**	**1**	**0**	**0**	**0**	**0**	**0**	**0**	**0**	**0**	**0**	**0**	**0**	**0**	**0**	**0**	**0**	**0**	**0**
06-00	**4734**	**2**	**30**	**177**	**683**	**1558**	**1655**	**513**	**93**	**19**	**1**	**3**	**0**	**0**	**0**	**0**	**0**	**0**	**0**	**0**	**0**	**0**	**0**	**0**	**0**	**0**	**0**	**0**	**0**
00-00	**4816**	**2**	**30**	**178**	**685**	**1567**	**1676**	**537**	**110**	**25**	**3**	**3**	**0**	**0**	**0**	**0**	**0**	**0**	**0**	**0**	**0**	**0**	**0**	**0**	**0**	**0**	**0**	**0**	**0**

Nationwide Data Collection
for
Sam Shortt Consulting

Site 1
Location B6415 - approx 50 metres west of A199
Direction East

Wednesday, 24 February 2016

6022 / Musselburgh
February 2016
Automatic Traffic Count

Time	Total	Speed Bins (mph)																											
		0 - 5	5 - 10	10 - 15	15 - 20	20 - 25	25 - 30	30 - 35	35 - 40	40 - 45	45 - 50	50 - 55	55 - 60	60 - 65	65 - 70	70 - 75	75 - 80	80 - 85	85 - 90	90 - 95	95 - 100	100 - 105	105 - 110	110 - 115	115 - 120	120 - 125	125 - 130	130 - 135	135 - 140
0000	31	0	0	1	1	3	13	10	3	0	0	0	0	0	0	0	0	0	0	0	0	0	0	0	0	0	0	0	0
0100	10	0	0	0	0	0	3	3	2	2	0	0	0	0	0	0	0	0	0	0	0	0	0	0	0	0	0	0	0
0200	4	0	0	0	0	1	0	3	0	0	0	0	0	0	0	0	0	0	0	0	0	0	0	0	0	0	0	0	0
0300	15	0	0	0	0	1	5	5	3	1	0	0	0	0	0	0	0	0	0	0	0	0	0	0	0	0	0	0	0
0400	24	0	0	0	0	1	4	7	3	0	0	4	2	2	1	0	0	0	0	0	0	0	0	0	0	0	0	0	0
0500	22	0	0	0	2	1	7	5	5	2	0	0	0	0	0	0	0	0	0	0	0	0	0	0	0	0	0	0	0
0600	67	0	0	0	0	12	19	25	7	4	0	0	0	0	0	0	0	0	0	0	0	0	0	0	0	0	0	0	0
0700	172	0	0	2	3	29	68	55	13	1	0	1	0	0	0	0	0	0	0	0	0	0	0	0	0	0	0	0	0
0800	246	0	0	6	14	45	115	56	7	3	0	0	0	0	0	0	0	0	0	0	0	0	0	0	0	0	0	0	0
0900	230	0	1	6	14	51	97	50	10	1	0	0	0	0	0	0	0	0	0	0	0	0	0	0	0	0	0	0	0
1000	258	0	0	3	37	55	122	39	2	0	0	0	0	0	0	0	0	0	0	0	0	0	0	0	0	0	0	0	0
1100	**276**	**0**	**1**	**3**	**17**	**70**	**141**	**40**	**4**	**0**	**0**	**0**	**0**	**0**	**0**	**0**	**0**	**0**	**0**	**0**	**0**	**0**	**0**	**0**	**0**	**0**	**0**	**0**	**0**
1200	295	0	4	4	16	87	122	52	8	2	0	0	0	0	0	0	0	0	0	0	0	0	0	0	0	0	0	0	0
1300	296	0	0	9	16	86	133	46	6	0	0	0	0	0	0	0	0	0	0	0	0	0	0	0	0	0	0	0	0
1400	319	0	2	6	38	91	138	41	3	0	0	0	0	0	0	0	0	0	0	0	0	0	0	0	0	0	0	0	0
1500	350	0	0	3	20	89	175	51	11	1	0	0	0	0	0	0	0	0	0	0	0	0	0	0	0	0	0	0	0
1600	455	0	2	10	51	148	180	62	2	0	0	0	0	0	0	0	0	0	0	0	0	0	0	0	0	0	0	0	0
1700	**510**	**0**	**13**	**40**	**104**	**147**	**149**	**49**	**7**	**1**	**0**	**0**	**0**	**0**	**0**	**0**	**0**	**0**	**0**	**0**	**0**	**0**	**0**	**0**	**0**	**0**	**0**	**0**	**0**
1800	389	0	2	9	53	129	154	33	7	2	0	0	0	0	0	0	0	0	0	0	0	0	0	0	0	0	0	0	0
1900	259	0	0	2	15	64	121	50	7	0	0	0	0	0	0	0	0	0	0	0	0	0	0	0	0	0	0	0	0
2000	187	0	0	5	7	29	80	60	5	1	0	0	0	0	0	0	0	0	0	0	0	0	0	0	0	0	0	0	0
2100	238	0	1	5	5	35	105	75	10	2	0	0	0	0	0	0	0	0	0	0	0	0	0	0	0	0	0	0	0
2200	152	0	0	1	5	30	66	38	9	2	0	1	0	0	0	0	0	0	0	0	0	0	0	0	0	0	0	0	0
2300	52	0	0	1	1	6	17	16	9	2	0	0	0	0	0	0	0	0	0	0	0	0	0	0	0	0	0	0	0
07-19	**3796**	**0**	**25**	**101**	**383**	**1027**	**1594**	**574**	**80**	**11**	**0**	**1**	**0**	**0**	**0**	**0**	**0**	**0**	**0**	**0**	**0**	**0**	**0**	**0**	**0**	**0**	**0**	**0**	**0**
06-22	**4547**	**0**	**26**	**113**	**410**	**1167**	**1919**	**784**	**109**	**18**	**0**	**1**	**0**	**0**	**0**	**0**	**0**	**0**	**0**	**0**	**0**	**0**	**0**	**0**	**0**	**0**	**0**	**0**	**0**
06-00	**4751**	**0**	**26**	**115**	**416**	**1203**	**2002**	**838**	**127**	**22**	**0**	**2**	**0**	**0**	**0**	**0**	**0**	**0**	**0**	**0**	**0**	**0**	**0**	**0**	**0**	**0**	**0**	**0**	**0**
00-00	**4857**	**0**	**26**	**116**	**419**	**1210**	**2034**	**871**	**143**	**27**	**0**	**6**	**2**	**2**	**1**	**0**	**0**	**0**	**0**	**0**	**0**	**0**	**0**	**0**	**0**	**0**	**0**	**0**	**0**

Nationwide Data Collection
for
Sam Shortt Consulting

Site 1
Location B6415 - approx 50 metres west of A199
Direction East

6022 / Musselburgh
February 2016
Automatic Traffic Count

Thursday, 25 February 2016

Time	Total	Speed Bins (mph)																											
		0 - 5	5 - 10	10 - 15	15 - 20	20 - 25	25 - 30	30 - 35	35 - 40	40 - 45	45 - 50	50 - 55	55 - 60	60 - 65	65 - 70	70 - 75	75 - 80	80 - 85	85 - 90	90 - 95	95 - 100	100 - 105	105 - 110	110 - 115	115 - 120	120 - 125	125 - 130	130 - 135	135 - 140
0000	30	0	0	0	0	3	13	8	6	0	0	0	0	0	0	0	0	0	0	0	0	0	0	0	0	0	0	0	0
0100	11	0	0	0	0	0	5	4	1	1	0	0	0	0	0	0	0	0	0	0	0	0	0	0	0	0	0	0	0
0200	13	0	0	0	0	2	2	3	4	2	0	0	0	0	0	0	0	0	0	0	0	0	0	0	0	0	0	0	0
0300	11	0	0	0	0	0	2	3	4	1	1	0	0	0	0	0	0	0	0	0	0	0	0	0	0	0	0	0	0
0400	10	0	0	0	0	2	2	1	4	1	0	0	0	0	0	0	0	0	0	0	0	0	0	0	0	0	0	0	0
0500	26	0	0	0	0	3	7	8	3	4	0	1	0	0	0	0	0	0	0	0	0	0	0	0	0	0	0	0	0
0600	59	0	0	0	1	6	23	16	11	2	0	0	0	0	0	0	0	0	0	0	0	0	0	0	0	0	0	0	0
0700	161	0	0	1	13	25	68	45	9	0	0	0	0	0	0	0	0	0	0	0	0	0	0	0	0	0	0	0	0
0800	246	0	0	7	4	24	116	78	11	3	1	2	0	0	0	0	0	0	0	0	0	0	0	0	0	0	0	0	0
0900	245	0	0	9	29	47	108	43	8	1	0	0	0	0	0	0	0	0	0	0	0	0	0	0	0	0	0	0	0
1000	**264**	**0**	**1**	**13**	**25**	**81**	**102**	**38**	**2**	**2**	**0**	**0**	**0**	**0**	**0**	**0**	**0**	**0**	**0**	**0**	**0**	**0**	**0**	**0**	**0**	**0**	**0**	**0**	**0**
1100	244	0	0	3	9	43	111	64	10	2	2	0	0	0	0	0	0	0	0	0	0	0	0	0	0	0	0	0	0
1200	266	0	0	8	22	79	109	40	8	0	0	0	0	0	0	0	0	0	0	0	0	0	0	0	0	0	0	0	0
1300	294	0	0	8	17	76	127	58	8	0	0	0	0	0	0	0	0	0	0	0	0	0	0	0	0	0	0	0	0
1400	346	0	0	12	28	110	159	31	5	1	0	0	0	0	0	0	0	0	0	0	0	0	0	0	0	0	0	0	0
1500	294	0	1	0	11	65	153	52	12	0	0	0	0	0	0	0	0	0	0	0	0	0	0	0	0	0	0	0	0
1600	491	0	5	21	59	139	198	54	13	2	0	0	0	0	0	0	0	0	0	0	0	0	0	0	0	0	0	0	0
1700	**535**	**0**	**13**	**33**	**102**	**163**	**169**	**46**	**9**	**0**	**0**	**0**	**0**	**0**	**0**	**0**	**0**	**0**	**0**	**0**	**0**	**0**	**0**	**0**	**0**	**0**	**0**	**0**	**0**
1800	450	0	0	22	75	137	168	44	4	0	0	0	0	0	0	0	0	0	0	0	0	0	0	0	0	0	0	0	0
1900	270	0	0	6	21	66	114	51	9	2	1	0	0	0	0	0	0	0	0	0	0	0	0	0	0	0	0	0	0
2000	198	0	1	4	7	24	110	41	9	1	1	0	0	0	0	0	0	0	0	0	0	0	0	0	0	0	0	0	0
2100	166	0	0	0	3	29	75	48	10	0	1	0	0	0	0	0	0	0	0	0	0	0	0	0	0	0	0	0	0
2200	113	0	1	1	2	21	42	35	10	1	0	0	0	0	0	0	0	0	0	0	0	0	0	0	0	0	0	0	0
2300	49	0	0	1	2	5	18	19	3	0	1	0	0	0	0	0	0	0	0	0	0	0	0	0	0	0	0	0	0
07-19	**3836**	**0**	**20**	**137**	**394**	**989**	**1588**	**593**	**99**	**11**	**3**	**2**	**0**	**0**	**0**	**0**	**0**	**0**	**0**	**0**	**0**	**0**	**0**	**0**	**0**	**0**	**0**	**0**	**0**
06-22	**4529**	**0**	**21**	**147**	**426**	**1114**	**1910**	**749**	**138**	**16**	**6**	**2**	**0**	**0**	**0**	**0**	**0**	**0**	**0**	**0**	**0**	**0**	**0**	**0**	**0**	**0**	**0**	**0**	**0**
06-00	**4691**	**0**	**22**	**149**	**430**	**1140**	**1970**	**803**	**151**	**17**	**7**	**2**	**0**	**0**	**0**	**0**	**0**	**0**	**0**	**0**	**0**	**0**	**0**	**0**	**0**	**0**	**0**	**0**	**0**
00-00	**4792**	**0**	**22**	**149**	**430**	**1150**	**2001**	**830**	**173**	**26**	**8**	**3**	**0**	**0**	**0**	**0**	**0**	**0**	**0**	**0**	**0**	**0**	**0**	**0**	**0**	**0**	**0**	**0**	**0**

Nationwide Data Collection
for
Sam Shortt Consulting

Site 1
Location B6415 - approx 50 metres west of A199
Direction East

Friday, 26 February 2016

6022 / Musselburgh
February 2016
Automatic Traffic Count

Time	Total	Speed Bins (mph)																											
		0 - 5	5 - 10	10 - 15	15 - 20	20 - 25	25 - 30	30 - 35	35 - 40	40 - 45	45 - 50	50 - 55	55 - 60	60 - 65	65 - 70	70 - 75	75 - 80	80 - 85	85 - 90	90 - 95	95 - 100	100 - 105	105 - 110	110 - 115	115 - 120	120 - 125	125 - 130	130 - 135	135 - 140
0000	35	0	0	0	0	1	13	11	7	1	2	0	0	0	0	0	0	0	0	0	0	0	0	0	0	0	0	0	0
0100	17	0	0	0	0	1	4	5	5	2	0	0	0	0	0	0	0	0	0	0	0	0	0	0	0	0	0	0	0
0200	5	0	0	0	0	0	1	3	1	0	0	0	0	0	0	0	0	0	0	0	0	0	0	0	0	0	0	0	0
0300	9	0	0	0	0	0	1	3	5	0	0	0	0	0	0	0	0	0	0	0	0	0	0	0	0	0	0	0	0
0400	11	0	0	0	0	1	2	5	2	1	0	0	0	0	0	0	0	0	0	0	0	0	0	0	0	0	0	0	0
0500	27	0	0	0	0	5	9	6	5	1	1	0	0	0	0	0	0	0	0	0	0	0	0	0	0	0	0	0	0
0600	58	0	0	0	1	10	20	17	7	3	0	0	0	0	0	0	0	0	0	0	0	0	0	0	0	0	0	0	0
0700	148	0	0	3	10	23	54	47	8	1	2	0	0	0	0	0	0	0	0	0	0	0	0	0	0	0	0	0	0
0800	227	0	0	9	12	46	115	39	4	2	0	0	0	0	0	0	0	0	0	0	0	0	0	0	0	0	0	0	0
0900	234	0	0	9	13	42	123	41	6	0	0	0	0	0	0	0	0	0	0	0	0	0	0	0	0	0	0	0	0
1000	246	0	0	1	10	72	120	41	2	0	0	0	0	0	0	0	0	0	0	0	0	0	0	0	0	0	0	0	0
1100	**265**	**0**	**0**	**6**	**15**	**81**	**100**	**55**	**7**	**1**	**0**	**0**	**0**	**0**	**0**	**0**	**0**	**0**	**0**	**0**	**0**	**0**	**0**	**0**	**0**	**0**	**0**	**0**	**0**
1200	342	0	1	9	37	99	150	37	9	0	0	0	0	0	0	0	0	0	0	0	0	0	0	0	0	0	0	0	0
1300	327	0	1	11	34	88	137	48	8	0	0	0	0	0	0	0	0	0	0	0	0	0	0	0	0	0	0	0	0
1400	374	0	0	16	27	128	158	42	3	0	0	0	0	0	0	0	0	0	0	0	0	0	0	0	0	0	0	0	0
1500	412	0	1	25	52	114	145	64	11	0	0	0	0	0	0	0	0	0	0	0	0	0	0	0	0	0	0	0	0
1600	456	0	0	11	47	113	213	62	9	1	0	0	0	0	0	0	0	0	0	0	0	0	0	0	0	0	0	0	0
1700	**491**	**0**	**0**	**9**	**46**	**151**	**225**	**54**	**5**	**1**	**0**	**0**	**0**	**0**	**0**	**0**	**0**	**0**	**0**	**0**	**0**	**0**	**0**	**0**	**0**	**0**	**0**	**0**	**0**
1800	338	0	0	8	28	111	138	47	5	1	0	0	0	0	0	0	0	0	0	0	0	0	0	0	0	0	0	0	0
1900	237	0	0	2	4	49	113	60	7	2	0	0	0	0	0	0	0	0	0	0	0	0	0	0	0	0	0	0	0
2000	159	0	0	1	5	27	85	33	8	0	0	0	0	0	0	0	0	0	0	0	0	0	0	0	0	0	0	0	0
2100	127	0	0	2	0	21	64	27	7	3	2	0	1	0	0	0	0	0	0	0	0	0	0	0	0	0	0	0	0
2200	114	1	0	0	4	9	64	31	4	0	1	0	0	0	0	0	0	0	0	0	0	0	0	0	0	0	0	0	0
2300	88	0	0	0	1	7	51	22	6	1	0	0	0	0	0	0	0	0	0	0	0	0	0	0	0	0	0	0	0
07-19	**3860**	**0**	**3**	**117**	**331**	**1068**	**1678**	**577**	**77**	**7**	**2**	**0**	**0**	**0**	**0**	**0**	**0**	**0**	**0**	**0**	**0**	**0**	**0**	**0**	**0**	**0**	**0**	**0**	**0**
06-22	**4441**	**0**	**3**	**122**	**341**	**1175**	**1960**	**714**	**106**	**15**	**4**	**0**	**1**	**0**	**0**	**0**	**0**	**0**	**0**	**0**	**0**	**0**	**0**	**0**	**0**	**0**	**0**	**0**	**0**
06-00	**4643**	**1**	**3**	**122**	**346**	**1191**	**2075**	**767**	**116**	**16**	**5**	**0**	**1**	**0**	**0**	**0**	**0**	**0**	**0**	**0**	**0**	**0**	**0**	**0**	**0**	**0**	**0**	**0**	**0**
00-00	**4747**	**1**	**3**	**122**	**346**	**1199**	**2105**	**800**	**141**	**21**	**8**	**0**	**1**	**0**	**0**	**0**	**0**	**0**	**0**	**0**	**0**	**0**	**0**	**0**	**0**	**0**	**0**	**0**	**0**

Nationwide Data Collection
for
Sam Shortt Consulting

Site 1
Location B6415 - approx 50 metres west of A199
Direction East

6022 / Musselburgh
February 2016
Automatic Traffic Count

Saturday, 27 February 2016

Time	Total	Speed Bins (mph)																											
		0 - 5	5 - 10	10 - 15	15 - 20	20 - 25	25 - 30	30 - 35	35 - 40	40 - 45	45 - 50	50 - 55	55 - 60	60 - 65	65 - 70	70 - 75	75 - 80	80 - 85	85 - 90	90 - 95	95 - 100	100 - 105	105 - 110	110 - 115	115 - 120	120 - 125	125 - 130	130 - 135	135 - 140
0000	64	0	0	0	2	10	26	19	6	1	0	0	0	0	0	0	0	0	0	0	0	0	0	0	0	0	0	0	0
0100	39	0	0	0	0	3	12	16	6	2	0	0	0	0	0	0	0	0	0	0	0	0	0	0	0	0	0	0	0
0200	11	0	0	0	0	1	3	6	0	0	1	0	0	0	0	0	0	0	0	0	0	0	0	0	0	0	0	0	0
0300	25	0	0	0	0	1	4	11	5	3	1	0	0	0	0	0	0	0	0	0	0	0	0	0	0	0	0	0	0
0400	21	0	0	0	0	2	10	5	3	1	0	0	0	0	0	0	0	0	0	0	0	0	0	0	0	0	0	0	0
0500	19	0	0	0	2	4	3	6	4	0	0	0	0	0	0	0	0	0	0	0	0	0	0	0	0	0	0	0	0
0600	38	0	0	0	2	3	10	15	7	1	0	0	0	0	0	0	0	0	0	0	0	0	0	0	0	0	0	0	0
0700	39	0	0	0	1	8	11	10	7	2	0	0	0	0	0	0	0	0	0	0	0	0	0	0	0	0	0	0	0
0800	127	0	0	5	10	8	68	26	7	2	1	0	0	0	0	0	0	0	0	0	0	0	0	0	0	0	0	0	0
0900	196	0	0	5	10	36	95	41	8	0	1	0	0	0	0	0	0	0	0	0	0	0	0	0	0	0	0	0	0
1000	295	0	1	10	34	52	144	47	7	0	0	0	0	0	0	0	0	0	0	0	0	0	0	0	0	0	0	0	0
1100	**307**	**0**	**0**	**16**	**30**	**94**	**134**	**27**	**4**	**2**	**0**	**0**	**0**	**0**	**0**	**0**	**0**	**0**	**0**	**0**	**0**	**0**	**0**	**0**	**0**	**0**	**0**	**0**	**0**
1200	365	0	1	6	25	102	161	60	9	1	0	0	0	0	0	0	0	0	0	0	0	0	0	0	0	0	0	0	0
1300	370	0	0	3	19	89	181	70	6	1	0	1	0	0	0	0	0	0	0	0	0	0	0	0	0	0	0	0	0
1400	**378**	**0**	**3**	**14**	**27**	**100**	**155**	**69**	**10**	**0**	**0**	**0**	**0**	**0**	**0**	**0**	**0**	**0**	**0**	**0**	**0**	**0**	**0**	**0**	**0**	**0**	**0**	**0**	**0**
1500	375	0	1	15	23	97	190	46	3	0	0	0	0	0	0	0	0	0	0	0	0	0	0	0	0	0	0	0	0
1600	365	0	2	4	12	106	191	43	6	1	0	0	0	0	0	0	0	0	0	0	0	0	0	0	0	0	0	0	0
1700	321	0	0	3	9	98	150	53	6	2	0	0	0	0	0	0	0	0	0	0	0	0	0	0	0	0	0	0	0
1800	244	0	0	3	18	62	102	45	13	1	0	0	0	0	0	0	0	0	0	0	0	0	0	0	0	0	0	0	0
1900	189	0	0	11	3	33	91	40	8	3	0	0	0	0	0	0	0	0	0	0	0	0	0	0	0	0	0	0	0
2000	124	0	0	0	1	22	60	31	7	2	1	0	0	0	0	0	0	0	0	0	0	0	0	0	0	0	0	0	0
2100	106	0	1	0	3	18	40	31	11	2	0	0	0	0	0	0	0	0	0	0	0	0	0	0	0	0	0	0	0
2200	84	0	0	0	2	10	36	28	6	2	0	0	0	0	0	0	0	0	0	0	0	0	0	0	0	0	0	0	0
2300	69	0	1	0	0	10	32	19	5	2	0	0	0	0	0	0	0	0	0	0	0	0	0	0	0	0	0	0	0
07-19	**3382**	**0**	**8**	**84**	**218**	**852**	**1582**	**537**	**86**	**12**	**2**	**1**	**0**	**0**	**0**	**0**	**0**	**0**	**0**	**0**	**0**	**0**	**0**	**0**	**0**	**0**	**0**	**0**	**0**
06-22	**3839**	**0**	**9**	**95**	**227**	**928**	**1783**	**654**	**119**	**20**	**3**	**1**	**0**	**0**	**0**	**0**	**0**	**0**	**0**	**0**	**0**	**0**	**0**	**0**	**0**	**0**	**0**	**0**	**0**
06-00	**3992**	**0**	**10**	**95**	**229**	**948**	**1851**	**701**	**130**	**24**	**3**	**1**	**0**	**0**	**0**	**0**	**0**	**0**	**0**	**0**	**0**	**0**	**0**	**0**	**0**	**0**	**0**	**0**	**0**
00-00	**4171**	**0**	**10**	**95**	**233**	**969**	**1909**	**764**	**154**	**31**	**5**	**1**	**0**	**0**	**0**	**0**	**0**	**0**	**0**	**0**	**0**	**0**	**0**	**0**	**0**	**0**	**0**	**0**	**0**

Nationwide Data Collection
for
Sam Shortt Consulting

Site 1
Location B6415 - approx 50 metres west of A199
Direction East

6022 / Musselburgh
February 2016
Automatic Traffic Count

Sunday, 28 February 2016

Time	Total	Speed Bins (mph)																											
		0 - 5	5 - 10	10 - 15	15 - 20	20 - 25	25 - 30	30 - 35	35 - 40	40 - 45	45 - 50	50 - 55	55 - 60	60 - 65	65 - 70	70 - 75	75 - 80	80 - 85	85 - 90	90 - 95	95 - 100	100 - 105	105 - 110	110 - 115	115 - 120	120 - 125	125 - 130	130 - 135	135 - 140
0000	62	0	0	1	0	1	20	25	13	1	1	0	0	0	0	0	0	0	0	0	0	0	0	0	0	0	0	0	0
0100	44	0	0	0	0	1	11	17	12	3	0	0	0	0	0	0	0	0	0	0	0	0	0	0	0	0	0	0	0
0200	31	0	0	0	0	3	8	14	4	1	1	0	0	0	0	0	0	0	0	0	0	0	0	0	0	0	0	0	0
0300	27	0	0	0	1	1	3	8	7	4	3	0	0	0	0	0	0	0	0	0	0	0	0	0	0	0	0	0	0
0400	28	0	0	0	0	1	7	7	9	4	0	0	0	0	0	0	0	0	0	0	0	0	0	0	0	0	0	0	0
0500	17	0	0	0	0	0	3	3	8	0	3	0	0	0	0	0	0	0	0	0	0	0	0	0	0	0	0	0	0
0600	19	0	0	0	0	5	2	6	4	1	1	0	0	0	0	0	0	0	0	0	0	0	0	0	0	0	0	0	0
0700	36	0	0	1	0	2	10	16	6	1	0	0	0	0	0	0	0	0	0	0	0	0	0	0	0	0	0	0	0
0800	73	0	0	4	5	7	25	18	10	4	0	0	0	0	0	0	0	0	0	0	0	0	0	0	0	0	0	0	0
0900	142	0	1	8	10	18	45	46	9	4	1	0	0	0	0	0	0	0	0	0	0	0	0	0	0	0	0	0	0
1000	238	0	1	5	29	33	100	61	8	1	0	0	0	0	0	0	0	0	0	0	0	0	0	0	0	0	0	0	0
1100	**298**	**0**	**0**	**22**	**33**	**52**	**130**	**58**	**3**	**0**	**0**	**0**	**0**	**0**	**0**	**0**	**0**	**0**	**0**	**0**	**0**	**0**	**0**	**0**	**0**	**0**	**0**	**0**	**0**
1200	445	0	1	14	37	97	210	76	8	0	2	0	0	0	0	0	0	0	0	0	0	0	0	0	0	0	0	0	0
1300	387	0	4	21	18	103	188	48	5	0	0	0	0	0	0	0	0	0	0	0	0	0	0	0	0	0	0	0	0
1400	446	0	6	18	61	149	170	35	7	0	0	0	0	0	0	0	0	0	0	0	0	0	0	0	0	0	0	0	0
1500	**459**	**0**	**0**	**6**	**39**	**147**	**208**	**55**	**2**	**1**	**1**	**0**	**0**	**0**	**0**	**0**	**0**	**0**	**0**	**0**	**0**	**0**	**0**	**0**	**0**	**0**	**0**	**0**	**0**
1600	388	0	2	9	30	91	189	55	12	0	0	0	0	0	0	0	0	0	0	0	0	0	0	0	0	0	0	0	0
1700	330	0	10	9	31	67	163	41	7	1	1	0	0	0	0	0	0	0	0	0	0	0	0	0	0	0	0	0	0
1800	235	0	1	5	15	48	112	48	6	0	0	0	0	0	0	0	0	0	0	0	0	0	0	0	0	0	0	0	0
1900	159	0	0	0	5	24	77	44	6	2	0	0	1	0	0	0	0	0	0	0	0	0	0	0	0	0	0	0	0
2000	134	0	0	2	4	22	70	29	4	2	1	0	0	0	0	0	0	0	0	0	0	0	0	0	0	0	0	0	0
2100	110	0	0	1	1	17	47	37	5	0	2	0	0	0	0	0	0	0	0	0	0	0	0	0	0	0	0	0	0
2200	64	0	0	0	0	6	21	27	7	2	1	0	0	0	0	0	0	0	0	0	0	0	0	0	0	0	0	0	0
2300	46	0	0	0	0	3	11	18	11	1	2	0	0	0	0	0	0	0	0	0	0	0	0	0	0	0	0	0	0
07-19	**3477**	**0**	**26**	**122**	**308**	**814**	**1550**	**557**	**83**	**12**	**5**	**0**	**0**	**0**	**0**	**0**	**0**	**0**	**0**	**0**	**0**	**0**	**0**	**0**	**0**	**0**	**0**	**0**	**0**
06-22	**3899**	**0**	**26**	**125**	**318**	**882**	**1746**	**673**	**102**	**17**	**9**	**0**	**1**	**0**	**0**	**0**	**0**	**0**	**0**	**0**	**0**	**0**	**0**	**0**	**0**	**0**	**0**	**0**	**0**
06-00	**4009**	**0**	**26**	**125**	**318**	**891**	**1778**	**718**	**120**	**20**	**12**	**0**	**1**	**0**	**0**	**0**	**0**	**0**	**0**	**0**	**0**	**0**	**0**	**0**	**0**	**0**	**0**	**0**	**0**
00-00	**4218**	**0**	**26**	**126**	**319**	**898**	**1830**	**792**	**173**	**33**	**20**	**0**	**1**	**0**	**0**	**0**	**0**	**0**	**0**	**0**	**0**	**0**	**0**	**0**	**0**	**0**	**0**	**0**	**0**

Nationwide Data Collection
for
Sam Shortt Consulting

Site 1
Location B6415 - approx 50 metres west of A199
Direction East

Monday, 29 February 2016

6022 / Musselburgh
February 2016
Automatic Traffic Count

Time	Total	Speed Bins (mph)																											
		0 - 5	5 - 10	10 - 15	15 - 20	20 - 25	25 - 30	30 - 35	35 - 40	40 - 45	45 - 50	50 - 55	55 - 60	60 - 65	65 - 70	70 - 75	75 - 80	80 - 85	85 - 90	90 - 95	95 - 100	100 - 105	105 - 110	110 - 115	115 - 120	120 - 125	125 - 130	130 - 135	135 - 140
0000	23	0	0	0	0	2	5	10	6	0	0	0	0	0	0	0	0	0	0	0	0	0	0	0	0	0	0	0	0
0100	11	0	0	0	0	0	6	3	1	1	0	0	0	0	0	0	0	0	0	0	0	0	0	0	0	0	0	0	0
0200	7	0	0	1	0	2	2	1	1	0	0	0	0	0	0	0	0	0	0	0	0	0	0	0	0	0	0	0	0
0300	6	0	0	0	0	1	2	2	1	0	0	0	0	0	0	0	0	0	0	0	0	0	0	0	0	0	0	0	0
0400	10	0	0	0	0	3	1	3	1	2	0	0	0	0	0	0	0	0	0	0	0	0	0	0	0	0	0	0	0
0500	22	0	0	0	0	4	5	4	5	4	0	0	0	0	0	0	0	0	0	0	0	0	0	0	0	0	0	0	0
0600	59	0	0	0	0	10	15	20	12	2	0	0	0	0	0	0	0	0	0	0	0	0	0	0	0	0	0	0	0
0700	145	0	0	5	4	16	63	43	13	1	0	0	0	0	0	0	0	0	0	0	0	0	0	0	0	0	0	0	0
0800	233	0	0	9	6	55	111	43	9	0	0	0	0	0	0	0	0	0	0	0	0	0	0	0	0	0	0	0	0
0900	215	0	0	3	16	49	95	45	6	0	1	0	0	0	0	0	0	0	0	0	0	0	0	0	0	0	0	0	0
1000	232	0	1	5	20	48	112	39	7	0	0	0	0	0	0	0	0	0	0	0	0	0	0	0	0	0	0	0	0
1100	**279**	**0**	**0**	**7**	**9**	**62**	**157**	**35**	**7**	**1**	**1**	**0**	**0**	**0**	**0**	**0**	**0**	**0**	**0**	**0**	**0**	**0**	**0**	**0**	**0**	**0**	**0**	**0**	**0**
1200	263	0	2	6	28	81	110	34	2	0	0	0	0	0	0	0	0	0	0	0	0	0	0	0	0	0	0	0	0
1300	297	0	2	11	32	88	110	46	8	0	0	0	0	0	0	0	0	0	0	0	0	0	0	0	0	0	0	0	0
1400	305	0	4	17	24	85	124	47	2	2	0	0	0	0	0	0	0	0	0	0	0	0	0	0	0	0	0	0	0
1500	356	0	1	9	19	115	161	48	2	1	0	0	0	0	0	0	0	0	0	0	0	0	0	0	0	0	0	0	0
1600	498	0	2	40	58	113	207	67	10	1	0	0	0	0	0	0	0	0	0	0	0	0	0	0	0	0	0	0	0
1700	**531**	**0**	**3**	**33**	**69**	**145**	**221**	**55**	**4**	**1**	**0**	**0**	**0**	**0**	**0**	**0**	**0**	**0**	**0**	**0**	**0**	**0**	**0**	**0**	**0**	**0**	**0**	**0**	**0**
1800	391	0	0	18	54	120	148	45	3	2	0	1	0	0	0	0	0	0	0	0	0	0	0	0	0	0	0	0	0
1900	222	0	1	2	10	69	94	34	11	1	0	0	0	0	0	0	0	0	0	0	0	0	0	0	0	0	0	0	0
2000	177	0	0	0	9	33	96	35	4	0	0	0	0	0	0	0	0	0	0	0	0	0	0	0	0	0	0	0	0
2100	135	0	0	1	0	13	73	37	7	3	1	0	0	0	0	0	0	0	0	0	0	0	0	0	0	0	0	0	0
2200	72	0	0	2	3	5	25	26	6	4	1	0	0	0	0	0	0	0	0	0	0	0	0	0	0	0	0	0	0
2300	35	0	0	1	2	2	7	11	11	0	1	0	0	0	0	0	0	0	0	0	0	0	0	0	0	0	0	0	0
07-19	**3745**	**0**	**15**	**163**	**339**	**977**	**1619**	**547**	**73**	**9**	**2**	**1**	**0**	**0**	**0**	**0**	**0**	**0**	**0**	**0**	**0**	**0**	**0**	**0**	**0**	**0**	**0**	**0**	**0**
06-22	**4338**	**0**	**16**	**166**	**358**	**1102**	**1897**	**673**	**107**	**15**	**3**	**1**	**0**	**0**	**0**	**0**	**0**	**0**	**0**	**0**	**0**	**0**	**0**	**0**	**0**	**0**	**0**	**0**	**0**
06-00	**4445**	**0**	**16**	**169**	**363**	**1109**	**1929**	**710**	**124**	**19**	**5**	**1**	**0**	**0**	**0**	**0**	**0**	**0**	**0**	**0**	**0**	**0**	**0**	**0**	**0**	**0**	**0**	**0**	**0**
00-00	**4524**	**0**	**16**	**170**	**363**	**1121**	**1950**	**733**	**139**	**26**	**5**	**1**	**0**	**0**	**0**	**0**	**0**	**0**	**0**	**0**	**0**	**0**	**0**	**0**	**0**	**0**	**0**	**0**	**0**

Nationwide Data Collection
for
Sam Shortt Consulting

Site 1
Location B6415 - approx 50 metres west of A199
Direction East

6022 / Musselburgh
February 2016
Automatic Traffic Count

Virtual Day (7)

Time	Total	Speed Bins (mph)																											
		0 - 5	5 - 10	10 - 15	15 - 20	20 - 25	25 - 30	30 - 35	35 - 40	40 - 45	45 - 50	50 - 55	55 - 60	60 - 65	65 - 70	70 - 75	75 - 80	80 - 85	85 - 90	90 - 95	95 - 100	100 - 105	105 - 110	110 - 115	115 - 120	120 - 125	125 - 130	130 - 135	135 - 140
0000	38	0	0	0	1	3	13	13	6	0	0	0	0	0	0	0	0	0	0	0	0	0	0	0	0	0	0	0	0
0100	20	0	0	0	0	1	6	7	4	2	0	0	0	0	0	0	0	0	0	0	0	0	0	0	0	0	0	0	0
0200	11	0	0	0	0	1	3	5	2	1	0	0	0	0	0	0	0	0	0	0	0	0	0	0	0	0	0	0	0
0300	14	0	0	0	0	1	3	5	4	2	1	0	0	0	0	0	0	0	0	0	0	0	0	0	0	0	0	0	0
0400	17	0	0	0	0	2	4	4	4	1	0	1	0	0	0	0	0	0	0	0	0	0	0	0	0	0	0	0	0
0500	23	0	0	0	1	3	6	5	5	2	1	0	0	0	0	0	0	0	0	0	0	0	0	0	0	0	0	0	0
0600	53	0	0	0	1	7	16	18	8	2	0	0	0	0	0	0	0	0	0	0	0	0	0	0	0	0	0	0	0
0700	124	0	0	2	5	17	47	39	11	1	0	0	0	0	0	0	0	0	0	0	0	0	0	0	0	0	0	0	0
0800	203	0	0	7	8	31	100	46	8	2	0	0	0	0	0	0	0	0	0	0	0	0	0	0	0	0	0	0	0
0900	215	0	0	7	18	45	94	42	7	1	1	0	0	0	0	0	0	0	0	0	0	0	0	0	0	0	0	0	0
1000	252	0	1	6	29	66	107	39	4	1	0	0	0	0	0	0	0	0	0	0	0	0	0	0	0	0	0	0	0
1100	**278**	**0**	**0**	**9**	**27**	**78**	**115**	**41**	**5**	**1**	**0**	**0**	**0**	**0**	**0**	**0**	**0**	**0**	**0**	**0**	**0**	**0**	**0**	**0**	**0**	**0**	**0**	**0**	**0**
1200	325	0	1	10	36	100	127	43	6	0	0	0	0	0	0	0	0	0	0	0	0	0	0	0	0	0	0	0	0
1300	327	0	1	13	29	98	134	46	6	0	0	0	0	0	0	0	0	0	0	0	0	0	0	0	0	0	0	0	0
1400	359	0	2	12	33	110	152	43	5	1	0	0	0	0	0	0	0	0	0	0	0	0	0	0	0	0	0	0	0
1500	369	0	1	10	30	104	165	51	6	0	0	0	0	0	0	0	0	0	0	0	0	0	0	0	0	0	0	0	0
1600	448	0	4	17	46	121	194	57	8	1	0	0	0	0	0	0	0	0	0	0	0	0	0	0	0	0	0	0	0
1700	**465**	**0**	**6**	**21**	**68**	**136**	**180**	**48**	**6**	**1**	**0**	**0**	**0**	**0**	**0**	**0**	**0**	**0**	**0**	**0**	**0**	**0**	**0**	**0**	**0**	**0**	**0**	**0**	**0**
1800	356	0	1	12	44	111	140	40	6	1	0	0	0	0	0	0	0	0	0	0	0	0	0	0	0	0	0	0	0
1900	227	0	0	3	11	53	105	44	8	2	0	0	0	0	0	0	0	0	0	0	0	0	0	0	0	0	0	0	0
2000	166	0	0	2	6	29	84	38	6	1	0	0	0	0	0	0	0	0	0	0	0	0	0	0	0	0	0	0	0
2100	147	0	0	2	2	22	68	41	8	1	1	0	0	0	0	0	0	0	0	0	0	0	0	0	0	0	0	0	0
2200	98	0	0	1	3	13	42	29	8	2	0	0	0	0	0	0	0	0	0	0	0	0	0	0	0	0	0	0	0
2300	54	0	0	1	1	6	22	16	7	1	1	0	0	0	0	0	0	0	0	0	0	0	0	0	0	0	0	0	0
07-19	**3721**	**0**	**18**	**127**	**374**	**1018**	**1556**	**536**	**78**	**10**	**2**	**1**	**0**	**0**	**0**	**0**	**0**	**0**	**0**	**0**	**0**	**0**	**0**	**0**	**0**	**0**	**0**	**0**	**0**
06-22	**4314**	**0**	**19**	**135**	**394**	**1129**	**1830**	**676**	**108**	**17**	**4**	**1**	**0**	**0**	**0**	**0**	**0**	**0**	**0**	**0**	**0**	**0**	**0**	**0**	**0**	**0**	**0**	**0**	**0**
06-00	**4466**	**0**	**19**	**136**	**398**	**1149**	**1894**	**721**	**123**	**20**	**5**	**1**	**0**	**0**	**0**	**0**	**0**	**0**	**0**	**0**	**0**	**0**	**0**	**0**	**0**	**0**	**0**	**0**	**0**
00-00	**4589**	**0**	**19**	**137**	**399**	**1159**	**1929**	**761**	**148**	**27**	**7**	**2**	**1**	**0**	**0**	**0**	**0**	**0**	**0**	**0**	**0**	**0**	**0**	**0**	**0**	**0**	**0**	**0**	**0**

Site 1
Location B6415 - approx 50 metres west of A199
Direction East

6022 / Musselburgh
February 2016
Automatic Traffic Count

Virtual Week (1)

Time	Total	Speed Bins (mph)																											
		0 - 5	5 - 10	10 - 15	15 - 20	20 - 25	25 - 30	30 - 35	35 - 40	40 - 45	45 - 50	50 - 55	55 - 60	60 - 65	65 - 70	70 - 75	75 - 80	80 - 85	85 - 90	90 - 95	95 - 100	100 - 105	105 - 110	110 - 115	115 - 120	120 - 125	125 - 130	130 - 135	135 - 140
Mon	4524	0	16	170	363	1121	1950	733	139	26	5	1	0	0	0	0	0	0	0	0	0	0	0	0	0	0	0	0	0
Tue	4816	2	30	178	685	1567	1676	537	110	25	3	3	0	0	0	0	0	0	0	0	0	0	0	0	0	0	0	0	0
Wed	4857	0	26	116	419	1210	2034	871	143	27	0	6	2	2	1	0	0	0	0	0	0	0	0	0	0	0	0	0	0
Thu	4792	0	22	149	430	1150	2001	830	173	26	8	3	0	0	0	0	0	0	0	0	0	0	0	0	0	0	0	0	0
Fri	4747	1	3	122	346	1199	2105	800	141	21	8	0	1	0	0	0	0	0	0	0	0	0	0	0	0	0	0	0	0
| Sat	4171	0	10	95	233	969	1909	764	154	31	5	1	0	0	0	0	0	0	0	0	0	0	0	0	0	0	0	0	0
| Sun	4218	0	26	126	319	898	1830	792	173	33	20	0	1	0	0	0	0	0	0	0	0	0	0	0	0	0	0	0	0
5 Day Ave.	**4747**	**1**	**19**	**147**	**449**	**1249**	**1953**	**754**	**141**	**25**	**5**	**3**	**1**	**0**	**0**	**0**	**0**	**0**	**0**	**0**	**0**	**0**	**0**	**0**	**0**	**0**	**0**	**0**
7 Day Ave.	**4589**	**0**	**19**	**137**	**399**	**1159**	**1929**	**761**	**148**	**27**	**7**	**2**	**1**	**0**	**0**	**0**	**0**	**0**	**0**	**0**	**0**	**0**	**0**	**0**	**0**	**0**	**0**	**0**
--	**32125**	**3**	**133**	**956**	**2795**	**8114**	**13505**	**5327**	**1033**	**189**	**49**	**14**	**4**	**2**	**1**	**0**	**0**	**0**	**0**	**0**	**0**	**0**	**0**	**0**	**0**	**0**	**0**	**0**

Summary Graphs

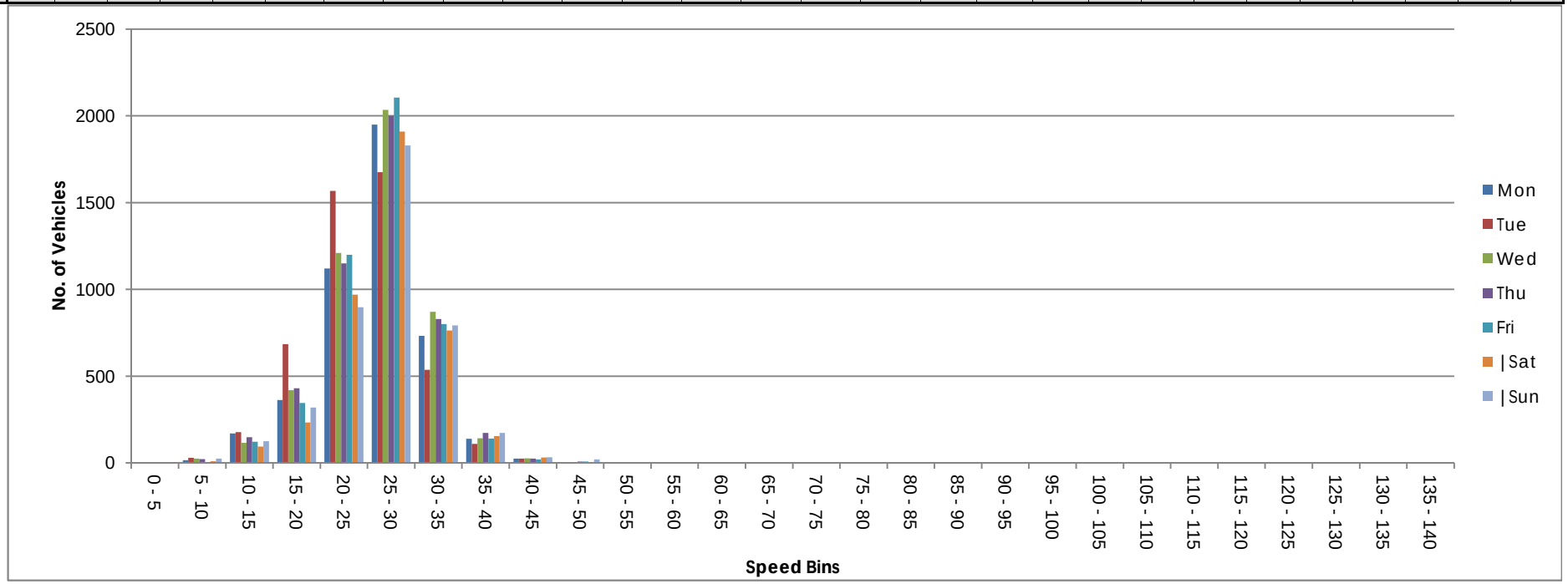

Nationwide Data Collection
for
Sam Shortt Consulting

Site 1
Location B6415 - approx 50 metres west of A199
Direction West

Tuesday, 23 February 2016

6022 / Musselburgh
February 2016
Automatic Traffic Count

Time	Total	Classification												>PSL	>PSL%	>SL1	>SL1%	>SL2	>SL2%	Mean	Vpp
		1	2	3	4	5	6	7	8	9	10	11	12	30	30	35	35	45	45		85
		MCL	SV	SVT	TB2	TB3	T4	ART3	ART4	ART5	ART6	BD	DRT			ACPO	ACPO	DfT	DfT		
0000	17	0	9	0	8	0	0	0	0	0	0	0	0	4	23.5	0	0	0	0	28	30.4
0100	8	0	6	0	2	0	0	0	0	0	0	0	0	6	75	3	37.5	0	0	33.2	-
0200	9	0	8	0	1	0	0	0	0	0	0	0	0	6	66.7	1	11.1	0	0	30.4	-
0300	10	0	8	0	2	0	0	0	0	0	0	0	0	8	80	3	30	0	0	33	-
0400	15	0	13	0	2	0	0	0	0	0	0	0	0	10	66.7	3	20	0	0	31.8	36.9
0500	58	3	47	0	6	1	0	0	1	0	0	0	0	28	48.3	11	19	0	0	30.5	35.1
0600	185	2	163	0	20	0	0	0	0	0	0	0	0	80	43.2	20	10.8	0	0	29.3	33.3
0700	**621**	**12**	**540**	**4**	**62**	**1**	**2**	**0**	**0**	**0**	**0**	**0**	**0**	**169**	**27.2**	**13**	**2.1**	**0**	**0**	**28.1**	**31.5**
0800	462	4	424	1	30	3	0	0	0	0	0	0	0	126	27.3	17	3.7	0	0	28	31.5
0900	310	2	264	0	41	1	0	1	1	0	0	0	0	68	21.9	5	1.6	0	0	26.3	30.9
1000	272	9	232	2	28	1	0	0	0	0	0	0	0	12	4.4	0	0	0	0	22.5	26.8
1100	253	4	221	0	25	1	2	0	0	0	0	0	0	5	2	0	0	0	0	22.3	26.2
1200	292	5	263	0	22	0	2	0	0	0	0	0	0	7	2.4	1	0.3	0	0	22.2	25.7
1300	307	2	275	0	29	0	1	0	0	0	0	0	0	10	3.3	0	0	0	0	23.2	26.6
1400	267	3	233	0	30	1	0	0	0	0	0	0	0	51	19.1	6	2.2	1	0.4	26.6	30.6
1500	282	1	260	0	19	1	1	0	0	0	0	0	0	46	16.3	3	1.1	1	0.4	27	30
1600	280	2	259	0	18	0	0	1	0	0	0	0	0	50	17.9	7	2.5	0	0	27.5	30.4
1700	**324**	**4**	**305**	**1**	**13**	**0**	**0**	**0**	**1**	**0**	**0**	**0**	**0**	**65**	**20.1**	**7**	**2.2**	**0**	**0**	**27.2**	**30.4**
1800	269	3	247	0	19	0	0	0	0	0	0	0	0	57	21.2	5	1.9	1	0.4	26.8	30.9
1900	211	1	192	0	18	0	0	0	0	0	0	0	0	63	29.9	10	4.7	1	0.5	28.2	31.8
2000	132	0	123	1	8	0	0	0	0	0	0	0	0	27	20.5	3	2.3	0	0	28.1	30.4
2100	98	4	87	0	7	0	0	0	0	0	0	0	0	30	30.6	6	6.1	0	0	28	32.4
2200	52	2	46	0	4	0	0	0	0	0	0	0	0	23	44.2	3	5.8	0	0	29.5	33.8
2300	36	0	29	0	7	0	0	0	0	0	0	0	0	13	36.1	3	8.3	0	0	28.7	33.3
07-19	**3939**	**51**	**3523**	**8**	**336**	**9**	**8**	**2**	**2**	**0**	**0**	**0**	**0**	**666**	**16.9**	**64**	**1.6**	**3**	**0.1**	**26**	**30.2**
06-22	**4565**	**58**	**4088**	**9**	**389**	**9**	**8**	**2**	**2**	**0**	**0**	**0**	**0**	**866**	**19**	**103**	**2.3**	**4**	**0.1**	**26.3**	**30.4**
06-00	**4653**	**60**	**4163**	**9**	**400**	**9**	**8**	**2**	**2**	**0**	**0**	**0**	**0**	**902**	**19.4**	**109**	**2.3**	**4**	**0.1**	**26.4**	**30.6**
00-00	**4770**	**63**	**4254**	**9**	**421**	**10**	**8**	**2**	**3**	**0**	**0**	**0**	**0**	**964**	**20.2**	**130**	**2.7**	**4**	**0.1**	**26.5**	**30.6**

Nationwide Data Collection
for
Sam Shortt Consulting

Site 1
Location B6415 - approx 50 metres west of A199
Direction West

Wednesday, 24 February 2016

6022 / Musselburgh
February 2016
Automatic Traffic Count

Time	Total	Classification												>PSL	>PSL%	>SL1	>SL1%	>SL2	>SL2%	Mean	Vpp
		1	2	3	4	5	6	7	8	9	10	11	12	30	30	35	35	45	45		85
		MCL	SV	SVT	TB2	TB3	T4	ART3	ART4	ART5	ART6	BD	DRT			ACPO	ACPO	DfT	DfT		
0000	19	0	12	0	7	0	0	0	0	0	0	0	0	9	47.4	3	15.8	0	0	29.1	33.1
0100	8	0	6	0	2	0	0	0	0	0	0	0	0	4	50	1	12.5	0	0	29.2	-
0200	8	0	6	0	2	0	0	0	0	0	0	0	0	2	25	2	25	0	0	29.1	-
0300	17	0	13	0	4	0	0	0	0	0	0	0	0	10	58.8	3	17.6	0	0	32.1	34.2
0400	32	0	27	0	5	0	0	0	0	0	0	0	0	21	65.6	6	18.8	2	6.3	32.8	36.9
0500	64	4	50	0	10	0	0	0	0	0	0	0	0	39	60.9	8	12.5	0	0	30.3	34.4
0600	184	5	162	0	16	1	0	0	0	0	0	0	0	94	51.1	19	10.3	1	0.5	30.2	33.8
0700	**593**	**14**	**519**	**3**	**57**	**0**	**0**	**0**	**0**	**0**	**0**	**0**	**0**	**157**	**26.5**	**20**	**3.4**	**0**	**0**	**28**	**31.3**
0800	459	5	410	1	39	1	3	0	0	0	0	0	0	136	29.6	11	2.4	0	0	27.6	31.5
0900	290	4	242	0	42	1	1	0	0	0	0	0	0	77	26.6	14	4.8	1	0.3	27.7	31.5
1000	255	1	225	0	26	1	1	0	0	0	1	0	0	71	27.8	7	2.7	0	0	27.9	31.5
1100	263	4	232	1	25	0	0	1	0	0	0	0	0	70	26.6	8	3	0	0	28.2	31.3
1200	291	3	258	0	29	1	0	0	0	0	0	0	0	55	18.9	7	2.4	0	0	26.6	30.6
1300	263	3	232	0	25	1	2	0	0	0	0	0	0	56	21.3	8	3	1	0.4	27.3	30.6
1400	298	3	263	0	29	0	3	0	0	0	0	0	0	79	26.5	5	1.7	0	0	27.4	30.9
1500	265	0	238	2	24	0	0	1	0	0	0	0	0	55	20.8	7	2.6	0	0	27.4	30.9
1600	**304**	**2**	**279**	**0**	**22**	**0**	**1**	**0**	**0**	**0**	**0**	**0**	**0**	**72**	**23.7**	**11**	**3.6**	**0**	**0**	**27.6**	**31.1**
1700	284	4	257	1	19	0	1	1	1	0	0	0	0	79	27.8	8	2.8	0	0	27.3	31.3
1800	293	5	264	1	22	0	0	0	0	1	0	0	0	46	15.7	5	1.7	0	0	26	30
1900	253	1	235	0	17	0	0	0	0	0	0	0	0	64	25.3	6	2.4	1	0.4	27.6	31.3
2000	149	2	139	0	7	0	0	0	1	0	0	0	0	53	35.6	10	6.7	0	0	29	32.9
2100	113	1	102	0	10	0	0	0	0	0	0	0	0	37	32.7	7	6.2	0	0	29.1	32.7
2200	72	0	67	0	5	0	0	0	0	0	0	0	0	30	41.7	7	9.7	2	2.8	30	33.3
2300	42	0	36	0	6	0	0	0	0	0	0	0	0	16	38.1	6	14.3	0	0	29.2	34.7
07-19	**3858**	**48**	**3419**	**9**	**359**	**5**	**12**	**3**	**1**	**1**	**1**	**0**	**0**	**953**	**24.7**	**111**	**2.9**	**2**	**0.1**	**27.5**	**31.1**
06-22	**4557**	**57**	**4057**	**9**	**409**	**6**	**12**	**3**	**2**	**1**	**1**	**0**	**0**	**1201**	**26.4**	**153**	**3.4**	**4**	**0.1**	**27.7**	**31.3**
06-00	**4671**	**57**	**4160**	**9**	**420**	**6**	**12**	**3**	**2**	**1**	**1**	**0**	**0**	**1247**	**26.7**	**166**	**3.6**	**6**	**0.1**	**27.7**	**31.3**
00-00	**4819**	**61**	**4274**	**9**	**450**	**6**	**12**	**3**	**2**	**1**	**1**	**0**	**0**	**1332**	**27.6**	**189**	**3.9**	**8**	**0.2**	**27.8**	**31.5**

Site 1
Location B6415 - approx 50 metres west of A199
Direction West

Thursday, 25 February 2016

6022 / Musselburgh
February 2016
Automatic Traffic Count

Time	Total	Classification												>PSL	>PSL%	>SL1	>SL1%	>SL2	>SL2%	Mean	Vpp
		1	2	3	4	5	6	7	8	9	10	11	12	30	30	35	35	45	45		85
		MCL	SV	SVT	TB2	TB3	T4	ART3	ART4	ART5	ART6	BD	DRT			ACPO	ACPO	DfT	DfT		
0000	26	0	19	0	6	1	0	0	0	0	0	0	0	10	38.5	4	15.4	0	0	29.4	32
0100	9	0	6	0	3	0	0	0	0	0	0	0	0	5	55.6	1	11.1	0	0	30.8	-
0200	12	0	9	0	3	0	0	0	0	0	0	0	0	8	66.7	2	16.7	0	0	32.8	34.9
0300	12	0	7	0	5	0	0	0	0	0	0	0	0	7	58.3	2	16.7	0	0	29.3	34.7
0400	15	0	13	0	2	0	0	0	0	0	0	0	0	12	80	3	20	0	0	32.7	35.1
0500	61	3	46	0	10	0	1	0	0	1	0	0	0	34	55.7	10	16.4	0	0	30.1	34.9
0600	198	4	177	0	16	1	0	0	0	0	0	0	0	85	42.9	14	7.1	0	0	29.8	33.3
0700	**573**	**14**	**503**	**2**	**53**	**0**	**1**	**0**	**0**	**0**	**0**	**0**	**0**	**154**	**26.9**	**22**	**3.8**	**0**	**0**	**27.8**	**31.3**
0800	422	5	370	1	45	1	0	0	0	0	0	0	0	119	28.2	14	3.3	0	0	27.9	31.1
0900	322	2	290	0	29	0	1	0	0	0	0	0	0	85	26.4	12	3.7	1	0.3	28	31.5
1000	261	3	225	1	27	1	3	0	0	0	1	0	0	50	19.2	3	1.1	1	0.4	27	30.2
1100	281	4	245	0	30	0	1	0	0	1	0	0	0	46	16.4	7	2.5	1	0.4	27	30
1200	277	3	246	1	25	1	1	0	0	0	0	0	0	71	25.6	4	1.4	0	0	27.3	31.3
1300	295	2	268	0	25	0	0	0	0	0	0	0	0	69	23.4	11	3.7	0	0	27.5	30.9
1400	291	4	262	0	24	0	0	1	0	0	0	0	0	48	16.5	4	1.4	0	0	26.8	30
1500	286	3	262	2	19	0	0	0	0	0	0	0	0	87	30.4	13	4.5	0	0	28	31.3
1600	**305**	**2**	**276**	**0**	**26**	**0**	**1**	**0**	**0**	**0**	**0**	**0**	**0**	**92**	**30.2**	**14**	**4.6**	**0**	**0**	**28.1**	**32.2**
1700	288	4	269	1	14	0	0	0	0	0	0	0	0	67	23.3	4	1.4	0	0	27.4	30.9
1800	244	1	229	1	13	0	0	0	0	0	0	0	0	61	25	9	3.7	0	0	27.8	31.1
1900	212	2	193	0	17	0	0	0	0	0	0	0	0	55	25.9	11	5.2	0	0	27.7	31.8
2000	139	0	129	0	10	0	0	0	0	0	0	0	0	47	33.8	6	4.3	0	0	28.6	32.2
2100	94	0	85	0	9	0	0	0	0	0	0	0	0	48	51.1	6	6.4	2	2.1	30.4	33.1
2200	75	0	70	0	5	0	0	0	0	0	0	0	0	22	29.3	4	5.3	1	1.3	28.2	32.7
2300	38	0	32	0	6	0	0	0	0	0	0	0	0	20	52.6	3	7.9	0	0	29.8	33.3
07-19	**3845**	**47**	**3445**	**9**	**330**	**3**	**8**	**1**	**0**	**1**	**1**	**0**	**0**	**949**	**24.7**	**117**	**3**	**3**	**0.1**	**27.6**	**31.1**
06-22	**4488**	**53**	**4029**	**9**	**382**	**4**	**8**	**1**	**0**	**1**	**1**	**0**	**0**	**1184**	**26.4**	**154**	**3.4**	**5**	**0.1**	**27.8**	**31.3**
06-00	**4601**	**53**	**4131**	**9**	**393**	**4**	**8**	**1**	**0**	**1**	**1**	**0**	**0**	**1226**	**26.6**	**161**	**3.5**	**6**	**0.1**	**27.8**	**31.3**
00-00	**4736**	**56**	**4231**	**9**	**422**	**5**	**9**	**1**	**0**	**2**	**1**	**0**	**0**	**1302**	**27.5**	**183**	**3.9**	**6**	**0.1**	**27.9**	**31.5**

Site 1
Location B6415 - approx 50 metres west of A199
Direction West

Friday, 26 February 2016

6022 / Musselburgh
February 2016
Automatic Traffic Count

Time	Total	Classification												>PSL	>PSL%	>SL1	>SL1%	>SL2	>SL2%	Mean	Vpp
		1	2	3	4	5	6	7	8	9	10	11	12	30	30	35	35	45	45		85
		MCL	SV	SVT	TB2	TB3	T4	ART3	ART4	ART5	ART6	BD	DRT			ACPO	ACPO	DfT	DfT		
0000	28	0	20	0	7	0	0	0	0	1	0	0	0	13	46.4	3	10.7	0	0	29	34.4
0100	10	0	6	0	4	0	0	0	0	0	0	0	0	8	80	3	30	0	0	32.4	-
0200	7	0	4	0	3	0	0	0	0	0	0	0	0	4	57.1	1	14.3	0	0	31.3	-
0300	9	0	7	0	2	0	0	0	0	0	0	0	0	5	55.6	2	22.2	0	0	31.7	-
0400	20	0	18	0	2	0	0	0	0	0	0	0	0	15	75	6	30	0	0	32.7	37.4
0500	57	2	44	0	11	0	0	0	0	0	0	0	0	39	68.4	9	15.8	1	1.8	31.4	34.7
0600	184	3	161	0	18	1	1	0	0	0	0	0	0	121	65.8	23	12.5	0	0	31.2	34.4
0700	**541**	**9**	**474**	**2**	**55**	**0**	**1**	**0**	**0**	**0**	**0**	**0**	**0**	**184**	**34**	**11**	**2**	**0**	**0**	**28.2**	**32**
0800	407	8	347	3	47	1	0	0	0	1	0	0	0	148	36.4	9	2.2	0	0	28.2	32.4
0900	304	3	265	0	35	0	0	1	0	0	0	0	0	88	28.9	12	3.9	0	0	28.1	31.5
1000	280	1	241	0	36	2	0	0	0	0	0	0	0	65	23.2	9	3.2	0	0	27.7	30.9
1100	301	5	247	1	44	1	2	1	0	0	0	0	0	69	22.9	10	3.3	1	0.3	27.4	30.6
1200	294	1	271	0	22	0	0	0	0	0	0	0	0	77	26.2	13	4.4	0	0	28.3	31.8
1300	**355**	**4**	**316**	**0**	**34**	**0**	**0**	**0**	**0**	**1**	**0**	**0**	**0**	**88**	**24.8**	**10**	**2.8**	**1**	**0.3**	**27.6**	**31.3**
1400	311	1	285	0	25	0	0	0	0	0	0	0	0	67	21.5	12	3.9	0	0	27.5	30.6
1500	296	2	272	0	21	0	1	0	0	0	0	0	0	104	35.1	15	5.1	1	0.3	28.4	32
1600	314	1	289	0	24	0	0	0	0	0	0	0	0	122	38.9	14	4.5	1	0.3	28.8	31.8
1700	299	5	275	0	19	0	0	0	0	0	0	0	0	93	31.1	14	4.7	0	0	27.8	31.5
1800	246	0	226	0	19	0	1	0	0	0	0	0	0	51	20.7	6	2.4	0	0	27	30.9
1900	198	1	180	0	17	0	0	0	0	0	0	0	0	43	21.7	4	2	1	0.5	27.5	30.6
2000	126	1	113	0	12	0	0	0	0	0	0	0	0	38	30.2	5	4	0	0	28.6	31.3
2100	101	1	84	1	14	0	1	0	0	0	0	0	0	39	38.6	3	3	0	0	28.6	31.5
2200	77	0	71	0	6	0	0	0	0	0	0	0	0	27	35.1	10	13	1	1.3	29.7	33.1
2300	72	1	64	0	7	0	0	0	0	0	0	0	0	29	40.3	3	4.2	0	0	29.2	32.4
07-19	**3948**	**40**	**3508**	**6**	**381**	**4**	**5**	**2**	**0**	**2**	**0**	**0**	**0**	**1156**	**29.3**	**135**	**3.4**	**4**	**0.1**	**28**	**31.5**
06-22	**4557**	**46**	**4046**	**7**	**442**	**5**	**7**	**2**	**0**	**2**	**0**	**0**	**0**	**1397**	**30.7**	**170**	**3.7**	**5**	**0.1**	**28.1**	**31.8**
06-00	**4706**	**47**	**4181**	**7**	**455**	**5**	**7**	**2**	**0**	**2**	**0**	**0**	**0**	**1453**	**30.9**	**183**	**3.9**	**6**	**0.1**	**28.1**	**31.8**
00-00	**4837**	**49**	**4280**	**7**	**484**	**5**	**7**	**2**	**0**	**3**	**0**	**0**	**0**	**1537**	**31.8**	**207**	**4.3**	**7**	**0.1**	**28.2**	**32**

Site 1
Location B6415 - approx 50 metres west of A199
Direction West

Saturday, 27 February 2016

6022 / Musselburgh
February 2016
Automatic Traffic Count

Time	Total	Classification												>PSL	>PSL%	>SL1	>SL1%	>SL2	>SL2%	Mean	Vpp
		1	2	3	4	5	6	7	8	9	10	11	12	30	30	35	35	45	45		85
		MCL	SV	SVT	TB2	TB3	T4	ART3	ART4	ART5	ART6	BD	DRT			ACPO	ACPO	DfT	DfT		
0000	56	0	43	0	13	0	0	0	0	0	0	0	0	27	48.2	6	10.7	0	0	29.6	34.2
0100	36	0	27	0	8	0	0	0	1	0	0	0	0	16	44.4	5	13.9	0	0	30.6	34.4
0200	19	1	15	0	3	0	0	0	0	0	0	0	0	10	52.6	1	5.3	0	0	30.7	34
0300	21	0	16	0	5	0	0	0	0	0	0	0	0	13	61.9	2	9.5	0	0	31.7	34.2
0400	15	0	12	0	3	0	0	0	0	0	0	0	0	9	60	3	20	0	0	31.1	34.9
0500	40	1	31	0	8	0	0	0	0	0	0	0	0	26	65	7	17.5	1	2.5	32	36.9
0600	74	0	59	0	13	2	0	0	0	0	0	0	0	36	48.6	9	12.2	0	0	30.1	33.3
0700	136	1	123	0	11	0	0	0	0	1	0	0	0	73	53.7	14	10.3	0	0	30.3	33.6
0800	208	3	189	0	15	0	1	0	0	0	0	0	0	105	50.5	15	7.2	0	0	29.8	33.3
0900	264	3	242	0	18	1	0	0	0	0	0	0	0	75	28.4	7	2.7	0	0	27.9	31.8
1000	266	0	245	1	20	0	0	0	0	0	0	0	0	74	27.8	12	4.5	2	0.8	28.3	31.3
1100	**338**	**7**	**299**	**1**	**30**	**0**	**0**	**0**	**0**	**0**	**1**	**0**	**0**	**57**	**16.9**	**2**	**0.6**	**0**	**0**	**26.9**	**30.4**
1200	337	4	317	0	16	0	0	0	0	0	0	0	0	76	22.6	12	3.6	0	0	27.4	30.9
1300	325	4	306	2	13	0	0	0	0	0	0	0	0	78	24	10	3.1	0	0	27.8	31.5
1400	**356**	**7**	**327**	**0**	**21**	**0**	**1**	**0**	**0**	**0**	**0**	**0**	**0**	**74**	**20.8**	**8**	**2.2**	**0**	**0**	**27.1**	**30.9**
1500	281	6	259	1	15	0	0	0	0	0	0	0	0	63	22.4	5	1.8	0	0	27.5	30.9
1600	293	3	273	0	15	1	1	0	0	0	0	0	0	78	26.6	10	3.4	0	0	27.8	31.3
1700	280	3	263	0	14	0	0	0	0	0	0	0	0	71	25.4	10	3.6	0	0	27.7	31.5
1800	223	1	205	1	15	0	1	0	0	0	0	0	0	59	26.5	8	3.6	0	0	28.1	31.1
1900	181	1	163	1	15	0	1	0	0	0	0	0	0	52	28.7	9	5	0	0	28.1	31.3
2000	113	1	104	0	8	0	0	0	0	0	0	0	0	47	41.6	6	5.3	0	0	29.5	32.2
2100	89	0	81	0	8	0	0	0	0	0	0	0	0	37	41.6	5	5.6	1	1.1	29.2	32.7
2200	75	0	70	0	5	0	0	0	0	0	0	0	0	30	40	6	8	0	0	29	33.6
2300	72	0	60	0	12	0	0	0	0	0	0	0	0	32	44.4	7	9.7	0	0	29.9	33.3
07-19	**3307**	**42**	**3048**	**6**	**203**	**2**	**4**	**0**	**0**	**1**	**1**	**0**	**0**	**883**	**26.7**	**113**	**3.4**	**2**	**0.1**	**27.9**	**31.3**
06-22	**3764**	**44**	**3455**	**7**	**247**	**4**	**5**	**0**	**0**	**1**	**1**	**0**	**0**	**1055**	**28**	**142**	**3.8**	**3**	**0.1**	**28**	**31.5**
06-00	**3911**	**44**	**3585**	**7**	**264**	**4**	**5**	**0**	**0**	**1**	**1**	**0**	**0**	**1117**	**28.6**	**155**	**4**	**3**	**0.1**	**28.1**	**31.8**
00-00	**4098**	**46**	**3729**	**7**	**304**	**4**	**5**	**0**	**1**	**1**	**1**	**0**	**0**	**1218**	**29.7**	**179**	**4.4**	**4**	**0.1**	**28.2**	**32**

Nationwide Data Collection
for
Sam Shortt Consulting

Site 1
Location B6415 - approx 50 metres west of A199
Direction West

6022 / Musselburgh
February 2016
Automatic Traffic Count

Sunday, 28 February 2016

Time	Total	Classification												>PSL	>PSL%	>SL1	>SL1%	>SL2	>SL2%	Mean	Vpp
		1	2	3	4	5	6	7	8	9	10	11	12	30	30	35	35	45	45		85
		MCL	SV	SVT	TB2	TB3	T4	ART3	ART4	ART5	ART6	BD	DRT			ACPO	ACPO	DfT	DfT		
0000	65	1	51	0	13	0	0	0	0	0	0	0	0	38	58.5	9	13.8	0	0	30.9	33.6
0100	34	1	26	0	7	0	0	0	0	0	0	0	0	29	85.3	9	26.5	1	2.9	33.5	35.6
0200	34	1	24	0	9	0	0	0	0	0	0	0	0	16	47.1	5	14.7	0	0	30.2	34.7
0300	19	0	13	0	6	0	0	0	0	0	0	0	0	16	84.2	3	15.8	0	0	32.2	34.9
0400	23	0	19	0	4	0	0	0	0	0	0	0	0	14	60.9	3	13	0	0	31.3	34.9
0500	28	0	25	0	3	0	0	0	0	0	0	0	0	17	60.7	5	17.9	1	3.6	32.1	35.6
0600	35	0	30	0	5	0	0	0	0	0	0	0	0	25	71.4	13	37.1	1	2.9	32.9	37.8
0700	54	1	47	0	6	0	0	0	0	0	0	0	0	39	72.2	17	31.5	1	1.9	32.3	36.7
0800	70	3	59	0	8	0	0	0	0	0	0	0	0	42	60	15	21.4	0	0	31	36.7
0900	157	3	143	0	11	0	0	0	0	0	0	0	0	80	51	13	8.3	0	0	30	33.6
1000	284	5	272	0	7	0	0	0	0	0	0	0	0	118	41.5	11	3.9	0	0	28.6	32.4
1100	**319**	**9**	**302**	**0**	**7**	**0**	**1**	**0**	**0**	**0**	**0**	**0**	**0**	**99**	**31**	**10**	**3.1**	**0**	**0**	**27.9**	**31.3**
1200	354	6	334	0	14	0	0	0	0	0	0	0	0	87	24.6	11	3.1	0	0	27.7	31.1
1300	**413**	**9**	**392**	**0**	**10**	**0**	**1**	**0**	**1**	**0**	**0**	**0**	**0**	**87**	**21.1**	**12**	**2.9**	**3**	**0.7**	**27.7**	**30.6**
1400	389	5	372	1	10	0	1	0	0	0	0	0	0	46	11.8	4	1	0	0	26.4	29.5
1500	395	5	377	0	11	1	1	0	0	0	0	0	0	57	14.4	4	1	0	0	26.5	29.8
1600	363	7	341	1	14	0	0	0	0	0	0	0	0	59	16.3	5	1.4	0	0	26.7	30.2
1700	297	4	285	0	8	0	0	0	0	0	0	0	0	67	22.6	8	2.7	0	0	27.5	30.6
1800	210	3	201	0	6	0	0	0	0	0	0	0	0	67	31.9	7	3.3	0	0	28.1	31.8
1900	172	0	164	0	8	0	0	0	0	0	0	0	0	54	31.4	7	4.1	0	0	28.6	31.8
2000	110	0	98	0	9	0	3	0	0	0	0	0	0	31	28.2	9	8.2	1	0.9	27.8	31.3
2100	65	0	58	0	7	0	0	0	0	0	0	0	0	30	46.2	9	13.8	0	0	30.2	34.2
2200	39	0	34	0	5	0	0	0	0	0	0	0	0	21	53.8	4	10.3	0	0	30.4	34
2300	40	0	34	0	6	0	0	0	0	0	0	0	0	22	55	8	20	1	2.5	30.6	36.9
07-19	**3305**	**60**	**3125**	**2**	**112**	**1**	**4**	**0**	**1**	**0**	**0**	**0**	**0**	**848**	**25.7**	**117**	**3.5**	**4**	**0.1**	**27.7**	**31.3**
06-22	**3687**	**60**	**3475**	**2**	**141**	**1**	**7**	**0**	**1**	**0**	**0**	**0**	**0**	**988**	**26.8**	**155**	**4.2**	**6**	**0.2**	**27.8**	**31.5**
06-00	**3766**	**60**	**3543**	**2**	**152**	**1**	**7**	**0**	**1**	**0**	**0**	**0**	**0**	**1031**	**27.4**	**167**	**4.4**	**7**	**0.2**	**27.9**	**31.5**
00-00	**3969**	**63**	**3701**	**2**	**194**	**1**	**7**	**0**	**1**	**0**	**0**	**0**	**0**	**1161**	**29.3**	**201**	**5.1**	**9**	**0.2**	**28.1**	**31.8**

Nationwide Data Collection
for
Sam Shortt Consulting

Site 1
Location B6415 - approx 50 metres west of A199
Direction West

Monday, 29 February 2016

6022 / Musselburgh
February 2016
Automatic Traffic Count

Time	Total	Classification												>PSL	>PSL%	>SL1	>SL1%	>SL2	>SL2%	Mean	Vpp
		1	2	3	4	5	6	7	8	9	10	11	12	30	30	35	35	45	45		85
		MCL	SV	SVT	TB2	TB3	T4	ART3	ART4	ART5	ART6	BD	DRT			ACPO	ACPO	DfT	DfT		
0000	19	0	12	0	6	0	1	0	0	0	0	0	0	10	52.6	3	15.8	0	0	30	33.6
0100	10	0	6	0	4	0	0	0	0	0	0	0	0	7	70	0	0	0	0	31.3	-
0200	8	0	6	0	2	0	0	0	0	0	0	0	0	5	62.5	3	37.5	0	0	31.9	-
0300	12	0	7	0	5	0	0	0	0	0	0	0	0	9	75	0	0	0	0	31	32
0400	18	0	13	0	5	0	0	0	0	0	0	0	0	14	77.8	7	38.9	2	11.1	34	38.5
0500	61	2	52	0	7	0	0	0	0	0	0	0	0	41	67.2	20	32.8	1	1.6	32.6	38
0600	179	6	149	0	23	1	0	0	0	0	0	0	0	112	62.6	20	11.2	1	0.6	30.5	34.2
0700	**555**	**8**	**484**	**3**	**59**	**1**	**0**	**0**	**0**	**0**	**0**	**0**	**0**	**170**	**30.6**	**18**	**3.2**	**0**	**0**	**28.5**	**31.8**
0800	440	11	390	0	37	2	0	0	0	0	0	0	0	157	35.7	19	4.3	0	0	28.5	32.4
0900	299	5	259	0	30	2	1	0	2	0	0	0	0	97	32.4	14	4.7	0	0	28.4	32.7
1000	251	4	215	0	29	0	2	1	0	0	0	0	0	82	32.7	10	4	0	0	28.6	32
1100	283	5	241	1	34	1	1	0	0	0	0	0	0	67	23.7	9	3.2	0	0	26.9	30.9
1200	283	4	238	0	40	0	0	0	0	0	0	1	0	62	21.9	4	1.4	0	0	27.4	31.1
1300	255	5	226	0	24	0	0	0	0	0	0	0	0	65	25.5	11	4.3	0	0	27.5	31.5
1400	255	1	226	0	27	0	0	0	0	0	1	0	0	62	24.3	8	3.1	0	0	27.5	31.3
1500	265	1	241	0	22	0	0	1	0	0	0	0	0	61	23	9	3.4	1	0.4	27.5	30.9
1600	274	6	246	0	21	0	1	0	0	0	0	0	0	77	28.1	6	2.2	0	0	27.8	32.2
1700	**290**	**8**	**264**	**3**	**14**	**0**	**1**	**0**	**0**	**0**	**0**	**0**	**0**	**90**	**31**	**7**	**2.4**	**0**	**0**	**27.9**	**31.3**
1800	223	2	204	1	16	0	0	0	0	0	0	0	0	48	21.5	7	3.1	0	0	27.2	31.3
1900	193	1	177	0	15	0	0	0	0	0	0	0	0	50	25.9	7	3.6	0	0	27.9	31.3
2000	127	0	119	0	8	0	0	0	0	0	0	0	0	51	40.2	11	8.7	0	0	29.4	33.6
2100	89	0	76	1	11	0	0	0	0	1	0	0	0	34	38.2	8	9	0	0	29.5	34
2200	51	0	47	0	4	0	0	0	0	0	0	0	0	29	56.9	8	15.7	0	0	29.8	34.9
2300	35	0	28	0	7	0	0	0	0	0	0	0	0	18	51.4	9	25.7	2	5.7	31.5	35.8
07-19	**3673**	**60**	**3234**	**8**	**353**	**6**	**6**	**2**	**2**	**0**	**1**	**1**	**0**	**1038**	**28.3**	**122**	**3.3**	**1**	**0**	**27.9**	**31.8**
06-22	**4261**	**67**	**3755**	**9**	**410**	**7**	**6**	**2**	**2**	**1**	**1**	**1**	**0**	**1285**	**30.2**	**168**	**3.9**	**2**	**0**	**28.1**	**32**
06-00	**4347**	**67**	**3830**	**9**	**421**	**7**	**6**	**2**	**2**	**1**	**1**	**1**	**0**	**1332**	**30.6**	**185**	**4.3**	**4**	**0.1**	**28.1**	**32**
00-00	**4475**	**69**	**3926**	**9**	**450**	**7**	**7**	**2**	**2**	**1**	**1**	**1**	**0**	**1418**	**31.7**	**218**	**4.9**	**7**	**0.2**	**28.3**	**32.2**

Nationwide Data Collection
for
Sam Shortt Consulting

Site 1
Location B6415 - approx 50 metres west of A199
Direction West

6022 / Musselburgh
February 2016
Automatic Traffic Count

Virtual Day (7)

Time	Total	Classification												>PSL	>PSL%	>SL1	>SL1%	>SL2	>SL2%	Mean	Vpp
		1	2	3	4	5	6	7	8	9	10	11	12	30	30	35	35	45	45		85
		MCL	SV	SVT	TB2	TB3	T4	ART3	ART4	ART5	ART6	BD	DRT			ACPO	ACPO	DfT	DfT		
0000	33	0	24	0	9	0	0	0	0	0	0	0	0	16	48.3	4	12.2	0	0	29.8	33.6
0100	16	0	12	0	4	0	0	0	0	0	0	0	0	11	65.2	3	19.1	0	0.9	31.8	35.3
0200	14	0	10	0	3	0	0	0	0	0	0	0	0	7	52.6	2	15.5	0	0	30.8	34.9
0300	14	0	10	0	4	0	0	0	0	0	0	0	0	10	68	2	15	0	0	31.7	34.9
0400	20	0	16	0	3	0	0	0	0	0	0	0	0	14	68.8	4	22.5	1	2.9	32.4	36.7
0500	53	2	42	0	8	0	0	0	0	0	0	0	0	32	60.7	10	19	1	1.1	31.2	35.8
0600	148	3	129	0	16	1	0	0	0	0	0	0	0	79	53.2	17	11.4	0	0.3	30.3	34.2
0700	**439**	**8**	**384**	**2**	**43**	**0**	**1**	**0**	**0**	**0**	**0**	**0**	**0**	**135**	**30.8**	**16**	**3.7**	**0**	**0**	**28.3**	**31.8**
0800	353	6	313	1	32	1	1	0	0	0	0	0	0	119	33.8	14	4.1	0	0	28.3	32
0900	278	3	244	0	29	1	0	0	0	0	0	0	0	81	29.3	11	4	0	0.1	27.9	31.8
1000	267	3	236	1	25	1	1	0	0	0	0	0	0	67	25.3	7	2.8	0	0.2	27.2	31.1
1100	291	5	255	1	28	0	1	0	0	0	0	0	0	59	20.3	7	2.3	0	0.1	26.7	30.4
1200	304	4	275	0	24	0	0	0	0	0	0	0	0	62	20.4	7	2.4	0	0	26.7	30.6
1300	**316**	**4**	**288**	**0**	**23**	**0**	**1**	**0**	**0**	**0**	**0**	**0**	**0**	**65**	**20.5**	**9**	**2.8**	**1**	**0.2**	**27**	**30.6**
1400	310	3	281	0	24	0	1	0	0	0	0	0	0	61	19.7	7	2.2	0	0	27	30.4
1500	296	3	273	1	19	0	0	0	0	0	0	0	0	68	22.9	8	2.7	0	0.1	27.4	30.9
1600	305	3	280	0	20	0	1	0	0	0	0	0	0	79	25.8	10	3.1	0	0	27.7	31.3
1700	295	5	274	1	14	0	0	0	0	0	0	0	0	76	25.8	8	2.8	0	0	27.5	31.1
1800	244	2	225	1	16	0	0	0	0	0	0	0	0	56	22.8	7	2.8	0	0.1	27.2	31.1
1900	203	1	186	0	15	0	0	0	0	0	0	0	0	54	26.8	8	3.8	0	0.2	27.9	31.5
2000	128	1	118	0	9	0	0	0	0	0	0	0	0	42	32.8	7	5.6	0	0.1	28.7	32.2
2100	93	1	82	0	9	0	0	0	0	0	0	0	0	36	39.3	6	6.8	0	0.5	29.2	33.1
2200	63	0	58	0	5	0	0	0	0	0	0	0	0	26	41.3	6	9.5	1	0.9	29.4	33.6
2300	48	0	40	0	7	0	0	0	0	0	0	0	0	21	44.8	6	11.6	0	0.9	29.8	34
07-19	**3696**	**50**	**3329**	**7**	**296**	**4**	**7**	**1**	**1**	**1**	**1**	**0**	**0**	**928**	**25.1**	**111**	**3**	**3**	**0.1**	**27.5**	**31.3**
06-22	**4268**	**55**	**3844**	**7**	**346**	**5**	**8**	**1**	**1**	**1**	**1**	**0**	**0**	**1139**	**26.7**	**149**	**3.5**	**4**	**0.1**	**27.7**	**31.3**
06-00	**4379**	**55**	**3942**	**7**	**358**	**5**	**8**	**1**	**1**	**1**	**1**	**0**	**0**	**1187**	**27.1**	**161**	**3.7**	**5**	**0.1**	**27.7**	**31.5**
00-00	**4529**	**58**	**4056**	**7**	**389**	**5**	**8**	**1**	**1**	**1**	**1**	**0**	**0**	**1276**	**28.2**	**187**	**4.1**	**6**	**0.1**	**27.8**	**31.5**

Site 1
Location B6415 - approx 50 metres west of A199
Direction West

6022 / Musselburgh
February 2016
Automatic Traffic Count

Virtual Week (1)

Time	Total	Classification												>PSL	>PSL%	>SL1	>SL1%	>SL2	>SL2%	Mean	Vpp
		1 MCL	2 SV	3 SVT	4 TB2	5 TB3	6 T4	7 ART3	8 ART4	9 ART5	10 ART6	11 BD	12 DRT	30	30	35 ACPO	35 ACPO	45 DfT	45 DfT		85
Mon	4475	69	3926	9	450	7	7	2	2	1	1	1	0	1418	31.7	218	4.9	7	0.2	28.3	32.2
Tue	4770	63	4254	9	421	10	8	2	3	0	0	0	0	964	20.2	130	2.7	4	0.1	26.5	30.6
Wed	4819	61	4274	9	450	6	12	3	2	1	1	0	0	1332	27.6	189	3.9	8	0.2	27.8	31.5
Thu	4736	56	4231	9	422	5	9	1	0	2	1	0	0	1302	27.5	183	3.9	6	0.1	27.9	31.5
Fri	4837	49	4280	7	484	5	7	2	0	3	0	0	0	1537	31.8	207	4.3	7	0.1	28.2	32
| Sat	4098	46	3729	7	304	4	5	0	1	1	1	0	0	1218	29.7	179	4.4	4	0.1	28.2	32
| Sun	3969	63	3701	2	194	1	7	0	1	0	0	0	0	1161	29.3	201	5.1	9	0.2	28.1	31.8
5 Day Ave.	**4727**	**60**	**4193**	**9**	**445**	**7**	**9**	**2**	**1**	**1**	**1**	**0**	**0**	**1311**	**27.7**	**185**	**3.9**	**6**	**0.1**	**27.7**	**31.6**
7 Day Ave.	**4529**	**58**	**4056**	**7**	**389**	**5**	**8**	**1**	**1**	**1**	**1**	**0**	**0**	**1276**	**28.2**	**187**	**4.1**	**6**	**0.1**	**27.8**	**31.5**
--	**31704**	**407**	**28395**	**52**	**2725**	**38**	**55**	**10**	**9**	**8**	**4**	**1**	**0**	**8932**	**28.2**	**1307**	**4.1**	**45**	**0.1**	**27.8**	**31.5**

Summary Graphs

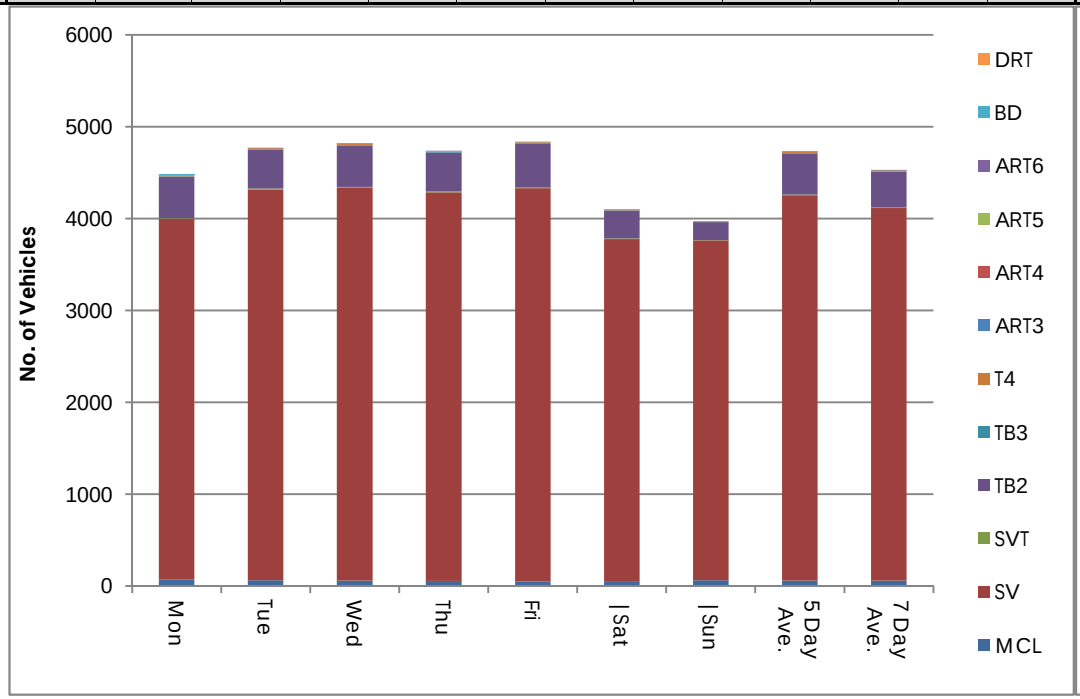

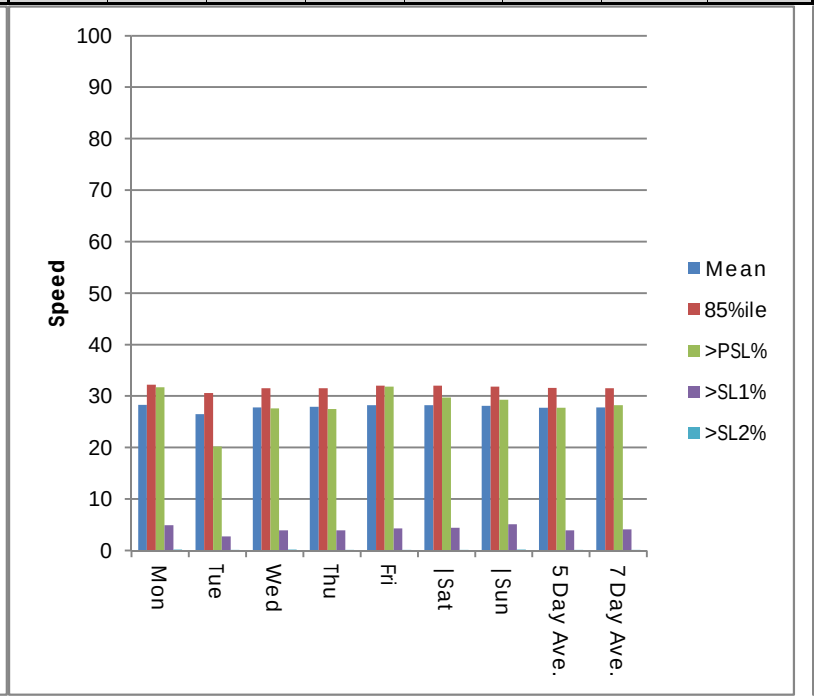

Nationwide Data Collection
for
Sam Shortt Consulting

Site 1
Location B6415 - approx 50 metres west of A199
Direction West

Tuesday, 23 February 2016

6022 / Musselburgh
February 2016
Automatic Traffic Count

Time	Total	Speed Bins (mph)																											
		0 - 5	5 - 10	10 - 15	15 - 20	20 - 25	25 - 30	30 - 35	35 - 40	40 - 45	45 - 50	50 - 55	55 - 60	60 - 65	65 - 70	70 - 75	75 - 80	80 - 85	85 - 90	90 - 95	95 - 100	100 - 105	105 - 110	110 - 115	115 - 120	120 - 125	125 - 130	130 - 135	135 - 140
0000	17	0	0	0	0	4	9	4	0	0	0	0	0	0	0	0	0	0	0	0	0	0	0	0	0	0	0	0	0
0100	8	0	0	0	0	0	2	3	3	0	0	0	0	0	0	0	0	0	0	0	0	0	0	0	0	0	0	0	0
0200	9	0	0	0	0	2	1	5	1	0	0	0	0	0	0	0	0	0	0	0	0	0	0	0	0	0	0	0	0
0300	10	0	0	0	0	0	2	5	3	0	0	0	0	0	0	0	0	0	0	0	0	0	0	0	0	0	0	0	0
0400	15	0	0	0	0	0	5	7	3	0	0	0	0	0	0	0	0	0	0	0	0	0	0	0	0	0	0	0	0
0500	58	0	0	1	0	4	25	17	9	2	0	0	0	0	0	0	0	0	0	0	0	0	0	0	0	0	0	0	0
0600	185	0	0	3	4	25	73	60	16	4	0	0	0	0	0	0	0	0	0	0	0	0	0	0	0	0	0	0	0
0700	**621**	**0**	**1**	**2**	**7**	**87**	**355**	**156**	**12**	**1**	**0**	**0**	**0**	**0**	**0**	**0**	**0**	**0**	**0**	**0**	**0**	**0**	**0**	**0**	**0**	**0**	**0**	**0**	**0**
0800	462	0	0	2	8	74	252	109	14	3	0	0	0	0	0	0	0	0	0	0	0	0	0	0	0	0	0	0	0
0900	310	0	0	11	29	60	142	63	5	0	0	0	0	0	0	0	0	0	0	0	0	0	0	0	0	0	0	0	0
1000	272	0	1	24	49	104	82	12	0	0	0	0	0	0	0	0	0	0	0	0	0	0	0	0	0	0	0	0	0
1100	253	0	1	13	55	113	66	5	0	0	0	0	0	0	0	0	0	0	0	0	0	0	0	0	0	0	0	0	0
1200	292	0	1	17	53	152	62	6	1	0	0	0	0	0	0	0	0	0	0	0	0	0	0	0	0	0	0	0	0
1300	307	0	0	3	59	145	90	10	0	0	0	0	0	0	0	0	0	0	0	0	0	0	0	0	0	0	0	0	0
1400	267	0	1	4	7	70	134	45	5	0	1	0	0	0	0	0	0	0	0	0	0	0	0	0	0	0	0	0	0
1500	282	0	0	0	9	73	154	43	2	0	1	0	0	0	0	0	0	0	0	0	0	0	0	0	0	0	0	0	0
1600	280	0	0	0	0	54	176	43	5	2	0	0	0	0	0	0	0	0	0	0	0	0	0	0	0	0	0	0	0
1700	**324**	**0**	**1**	**1**	**3**	**89**	**165**	**58**	**6**	**1**	**0**	**0**	**0**	**0**	**0**	**0**	**0**	**0**	**0**	**0**	**0**	**0**	**0**	**0**	**0**	**0**	**0**	**0**	**0**
1800	269	0	0	2	11	68	131	52	4	0	1	0	0	0	0	0	0	0	0	0	0	0	0	0	0	0	0	0	0
1900	211	0	0	3	2	31	112	53	7	2	1	0	0	0	0	0	0	0	0	0	0	0	0	0	0	0	0	0	0
2000	132	0	0	0	1	15	89	24	1	2	0	0	0	0	0	0	0	0	0	0	0	0	0	0	0	0	0	0	0
2100	98	0	1	2	0	23	42	24	6	0	0	0	0	0	0	0	0	0	0	0	0	0	0	0	0	0	0	0	0
2200	52	0	0	1	1	5	22	20	2	1	0	0	0	0	0	0	0	0	0	0	0	0	0	0	0	0	0	0	0
2300	36	0	0	0	1	7	15	10	3	0	0	0	0	0	0	0	0	0	0	0	0	0	0	0	0	0	0	0	0
07-19	**3939**	**0**	**6**	**79**	**290**	**1089**	**1809**	**602**	**54**	**7**	**3**	**0**	**0**	**0**	**0**	**0**	**0**	**0**	**0**	**0**	**0**	**0**	**0**	**0**	**0**	**0**	**0**	**0**	**0**
06-22	**4565**	**0**	**7**	**87**	**297**	**1183**	**2125**	**763**	**84**	**15**	**4**	**0**	**0**	**0**	**0**	**0**	**0**	**0**	**0**	**0**	**0**	**0**	**0**	**0**	**0**	**0**	**0**	**0**	**0**
06-00	**4653**	**0**	**7**	**88**	**299**	**1195**	**2162**	**793**	**89**	**16**	**4**	**0**	**0**	**0**	**0**	**0**	**0**	**0**	**0**	**0**	**0**	**0**	**0**	**0**	**0**	**0**	**0**	**0**	**0**
00-00	**4770**	**0**	**7**	**89**	**299**	**1205**	**2206**	**834**	**108**	**18**	**4**	**0**	**0**	**0**	**0**	**0**	**0**	**0**	**0**	**0**	**0**	**0**	**0**	**0**	**0**	**0**	**0**	**0**	**0**

Nationwide Data Collection
for
Sam Shortt Consulting

Site 1
Location B6415 - approx 50 metres west of A199
Direction West

Wednesday, 24 February 2016

6022 / Musselburgh
February 2016
Automatic Traffic Count

Time	Total	Speed Bins (mph)																											
		0 - 5	5 - 10	10 - 15	15 - 20	20 - 25	25 - 30	30 - 35	35 - 40	40 - 45	45 - 50	50 - 55	55 - 60	60 - 65	65 - 70	70 - 75	75 - 80	80 - 85	85 - 90	90 - 95	95 - 100	100 - 105	105 - 110	110 - 115	115 - 120	120 - 125	125 - 130	130 - 135	135 - 140
0000	19	0	0	1	0	3	6	6	2	1	0	0	0	0	0	0	0	0	0	0	0	0	0	0	0	0	0	0	0
0100	8	0	0	0	0	0	4	3	1	0	0	0	0	0	0	0	0	0	0	0	0	0	0	0	0	0	0	0	0
0200	8	0	0	0	0	2	4	0	2	0	0	0	0	0	0	0	0	0	0	0	0	0	0	0	0	0	0	0	0
0300	17	0	0	0	0	1	6	7	1	2	0	0	0	0	0	0	0	0	0	0	0	0	0	0	0	0	0	0	0
0400	32	0	0	0	0	1	10	15	2	2	1	1	0	0	0	0	0	0	0	0	0	0	0	0	0	0	0	0	0
0500	64	0	0	1	2	3	19	31	7	1	0	0	0	0	0	0	0	0	0	0	0	0	0	0	0	0	0	0	0
0600	184	0	0	1	2	10	77	75	16	2	1	0	0	0	0	0	0	0	0	0	0	0	0	0	0	0	0	0	0
0700	**593**	**0**	**1**	**3**	**9**	**101**	**322**	**137**	**16**	**4**	**0**	**0**	**0**	**0**	**0**	**0**	**0**	**0**	**0**	**0**	**0**	**0**	**0**	**0**	**0**	**0**	**0**	**0**	**0**
0800	459	0	1	2	29	56	235	125	11	0	0	0	0	0	0	0	0	0	0	0	0	0	0	0	0	0	0	0	0
0900	290	0	0	6	10	45	152	63	11	2	1	0	0	0	0	0	0	0	0	0	0	0	0	0	0	0	0	0	0
1000	255	0	0	1	3	50	130	64	7	0	0	0	0	0	0	0	0	0	0	0	0	0	0	0	0	0	0	0	0
1100	263	0	0	2	1	33	157	62	6	2	0	0	0	0	0	0	0	0	0	0	0	0	0	0	0	0	0	0	0
1200	291	0	1	3	12	74	146	48	7	0	0	0	0	0	0	0	0	0	0	0	0	0	0	0	0	0	0	0	0
1300	263	0	0	1	1	84	121	48	7	0	0	1	0	0	0	0	0	0	0	0	0	0	0	0	0	0	0	0	0
1400	298	0	2	2	5	56	154	74	5	0	0	0	0	0	0	0	0	0	0	0	0	0	0	0	0	0	0	0	0
1500	265	0	0	2	6	57	145	48	7	0	0	0	0	0	0	0	0	0	0	0	0	0	0	0	0	0	0	0	0
1600	**304**	**0**	**1**	**1**	**4**	**56**	**170**	**61**	**11**	**0**	**0**	**0**	**0**	**0**	**0**	**0**	**0**	**0**	**0**	**0**	**0**	**0**	**0**	**0**	**0**	**0**	**0**	**0**	**0**
1700	284	0	0	3	12	51	139	71	8	0	0	0	0	0	0	0	0	0	0	0	0	0	0	0	0	0	0	0	0
1800	293	1	1	5	20	76	144	41	5	0	0	0	0	0	0	0	0	0	0	0	0	0	0	0	0	0	0	0	0
1900	253	0	0	3	9	38	139	58	4	1	0	1	0	0	0	0	0	0	0	0	0	0	0	0	0	0	0	0	0
2000	149	0	0	2	1	15	78	43	8	2	0	0	0	0	0	0	0	0	0	0	0	0	0	0	0	0	0	0	0
2100	113	0	0	0	0	10	66	30	7	0	0	0	0	0	0	0	0	0	0	0	0	0	0	0	0	0	0	0	0
2200	72	0	0	0	0	6	36	23	4	1	0	1	1	0	0	0	0	0	0	0	0	0	0	0	0	0	0	0	0
2300	42	0	0	0	0	9	17	10	5	1	0	0	0	0	0	0	0	0	0	0	0	0	0	0	0	0	0	0	0
07-19	**3858**	**1**	**7**	**31**	**112**	**739**	**2015**	**842**	**101**	**8**	**1**	**1**	**0**	**0**	**0**	**0**	**0**	**0**	**0**	**0**	**0**	**0**	**0**	**0**	**0**	**0**	**0**	**0**	**0**
06-22	**4557**	**1**	**7**	**37**	**124**	**812**	**2375**	**1048**	**136**	**13**	**2**	**2**	**0**	**0**	**0**	**0**	**0**	**0**	**0**	**0**	**0**	**0**	**0**	**0**	**0**	**0**	**0**	**0**	**0**
06-00	**4671**	**1**	**7**	**37**	**124**	**827**	**2428**	**1081**	**145**	**15**	**2**	**3**	**1**	**0**	**0**	**0**	**0**	**0**	**0**	**0**	**0**	**0**	**0**	**0**	**0**	**0**	**0**	**0**	**0**
00-00	**4819**	**1**	**7**	**39**	**126**	**837**	**2477**	**1143**	**160**	**21**	**3**	**4**	**1**	**0**	**0**	**0**	**0**	**0**	**0**	**0**	**0**	**0**	**0**	**0**	**0**	**0**	**0**	**0**	**0**

Nationwide Data Collection
for
Sam Shortt Consulting

Site 1
Location B6415 - approx 50 metres west of A199
Direction West

Thursday, 25 February 2016

6022 / Musselburgh
February 2016
Automatic Traffic Count

Time	Total	Speed Bins (mph)																											
		0 - 5	5 - 10	10 - 15	15 - 20	20 - 25	25 - 30	30 - 35	35 - 40	40 - 45	45 - 50	50 - 55	55 - 60	60 - 65	65 - 70	70 - 75	75 - 80	80 - 85	85 - 90	90 - 95	95 - 100	100 - 105	105 - 110	110 - 115	115 - 120	120 - 125	125 - 130	130 - 135	135 - 140
0000	26	0	0	0	1	4	11	6	2	2	0	0	0	0	0	0	0	0	0	0	0	0	0	0	0	0	0	0	0
0100	9	0	0	0	0	0	4	4	1	0	0	0	0	0	0	0	0	0	0	0	0	0	0	0	0	0	0	0	0
0200	12	0	0	0	0	1	3	6	1	1	0	0	0	0	0	0	0	0	0	0	0	0	0	0	0	0	0	0	0
0300	12	0	0	0	0	3	2	5	2	0	0	0	0	0	0	0	0	0	0	0	0	0	0	0	0	0	0	0	0
0400	15	0	0	0	0	0	3	9	3	0	0	0	0	0	0	0	0	0	0	0	0	0	0	0	0	0	0	0	0
0500	61	0	0	2	0	8	17	24	10	0	0	0	0	0	0	0	0	0	0	0	0	0	0	0	0	0	0	0	0
0600	198	0	0	2	0	16	95	71	10	4	0	0	0	0	0	0	0	0	0	0	0	0	0	0	0	0	0	0	0
0700	**573**	**0**	**0**	**9**	**15**	**80**	**315**	**132**	**22**	**0**	**0**	**0**	**0**	**0**	**0**	**0**	**0**	**0**	**0**	**0**	**0**	**0**	**0**	**0**	**0**	**0**	**0**	**0**	**0**
0800	422	0	0	3	5	74	221	105	13	1	0	0	0	0	0	0	0	0	0	0	0	0	0	0	0	0	0	0	0
0900	322	0	0	4	8	44	181	73	9	2	1	0	0	0	0	0	0	0	0	0	0	0	0	0	0	0	0	0	0
1000	261	0	0	4	7	57	143	47	2	0	0	1	0	0	0	0	0	0	0	0	0	0	0	0	0	0	0	0	0
1100	281	0	0	4	5	71	155	39	5	1	1	0	0	0	0	0	0	0	0	0	0	0	0	0	0	0	0	0	0
1200	277	0	0	0	11	67	128	67	4	0	0	0	0	0	0	0	0	0	0	0	0	0	0	0	0	0	0	0	0
1300	295	0	0	2	2	67	155	58	9	2	0	0	0	0	0	0	0	0	0	0	0	0	0	0	0	0	0	0	0
1400	291	0	0	2	9	71	161	44	3	1	0	0	0	0	0	0	0	0	0	0	0	0	0	0	0	0	0	0	0
1500	286	0	0	3	9	44	143	74	11	2	0	0	0	0	0	0	0	0	0	0	0	0	0	0	0	0	0	0	0
1600	**305**	**1**	**0**	**1**	**6**	**53**	**152**	**78**	**13**	**1**	**0**	**0**	**0**	**0**	**0**	**0**	**0**	**0**	**0**	**0**	**0**	**0**	**0**	**0**	**0**	**0**	**0**	**0**	**0**
1700	288	0	0	0	8	65	148	63	3	1	0	0	0	0	0	0	0	0	0	0	0	0	0	0	0	0	0	0	0
1800	244	0	0	4	9	23	147	52	8	1	0	0	0	0	0	0	0	0	0	0	0	0	0	0	0	0	0	0	0
1900	212	0	0	2	3	44	108	44	9	2	0	0	0	0	0	0	0	0	0	0	0	0	0	0	0	0	0	0	0
2000	139	0	0	0	2	17	73	41	5	1	0	0	0	0	0	0	0	0	0	0	0	0	0	0	0	0	0	0	0
2100	94	0	0	0	1	4	41	42	4	0	0	2	0	0	0	0	0	0	0	0	0	0	0	0	0	0	0	0	0
2200	75	0	0	1	0	18	34	18	2	1	1	0	0	0	0	0	0	0	0	0	0	0	0	0	0	0	0	0	0
2300	38	0	0	0	0	5	13	17	2	1	0	0	0	0	0	0	0	0	0	0	0	0	0	0	0	0	0	0	0
07-19	**3845**	**1**	**0**	**36**	**94**	**716**	**2049**	**832**	**102**	**12**	**2**	**1**	**0**	**0**	**0**	**0**	**0**	**0**	**0**	**0**	**0**	**0**	**0**	**0**	**0**	**0**	**0**	**0**	**0**
06-22	**4488**	**1**	**0**	**40**	**100**	**797**	**2366**	**1030**	**130**	**19**	**2**	**3**	**0**	**0**	**0**	**0**	**0**	**0**	**0**	**0**	**0**	**0**	**0**	**0**	**0**	**0**	**0**	**0**	**0**
06-00	**4601**	**1**	**0**	**41**	**100**	**820**	**2413**	**1065**	**134**	**21**	**3**	**3**	**0**	**0**	**0**	**0**	**0**	**0**	**0**	**0**	**0**	**0**	**0**	**0**	**0**	**0**	**0**	**0**	**0**
00-00	**4736**	**1**	**0**	**43**	**101**	**836**	**2453**	**1119**	**153**	**24**	**3**	**3**	**0**	**0**	**0**	**0**	**0**	**0**	**0**	**0**	**0**	**0**	**0**	**0**	**0**	**0**	**0**	**0**	**0**

Nationwide Data Collection
for
Sam Shortt Consulting

Site 1
Location B6415 - approx 50 metres west of A199
Direction West

Friday, 26 February 2016

6022 / Musselburgh
February 2016
Automatic Traffic Count

Time	Total	Speed Bins (mph)																											
		0 - 5	5 - 10	10 - 15	15 - 20	20 - 25	25 - 30	30 - 35	35 - 40	40 - 45	45 - 50	50 - 55	55 - 60	60 - 65	65 - 70	70 - 75	75 - 80	80 - 85	85 - 90	90 - 95	95 - 100	100 - 105	105 - 110	110 - 115	115 - 120	120 - 125	125 - 130	130 - 135	135 - 140
0000	28	0	0	1	1	4	9	10	3	0	0	0	0	0	0	0	0	0	0	0	0	0	0	0	0	0	0	0	0
0100	10	0	0	0	0	0	2	5	3	0	0	0	0	0	0	0	0	0	0	0	0	0	0	0	0	0	0	0	0
0200	7	0	0	0	0	1	2	3	1	0	0	0	0	0	0	0	0	0	0	0	0	0	0	0	0	0	0	0	0
0300	9	0	0	0	0	0	4	3	2	0	0	0	0	0	0	0	0	0	0	0	0	0	0	0	0	0	0	0	0
0400	20	0	0	0	0	0	5	9	6	0	0	0	0	0	0	0	0	0	0	0	0	0	0	0	0	0	0	0	0
0500	57	0	0	0	0	7	11	30	6	2	1	0	0	0	0	0	0	0	0	0	0	0	0	0	0	0	0	0	0
0600	184	0	0	0	3	7	53	98	22	1	0	0	0	0	0	0	0	0	0	0	0	0	0	0	0	0	0	0	0
0700	**541**	**0**	**0**	**3**	**9**	**97**	**248**	**173**	**10**	**1**	**0**	**0**	**0**	**0**	**0**	**0**	**0**	**0**	**0**	**0**	**0**	**0**	**0**	**0**	**0**	**0**	**0**	**0**	**0**
0800	407	1	1	5	14	49	189	139	9	0	0	0	0	0	0	0	0	0	0	0	0	0	0	0	0	0	0	0	0
0900	304	0	0	4	5	43	164	76	12	0	0	0	0	0	0	0	0	0	0	0	0	0	0	0	0	0	0	0	0
1000	280	0	0	1	3	64	147	56	7	2	0	0	0	0	0	0	0	0	0	0	0	0	0	0	0	0	0	0	0
1100	301	0	1	0	10	62	159	59	9	0	1	0	0	0	0	0	0	0	0	0	0	0	0	0	0	0	0	0	0
1200	294	0	0	0	1	46	170	64	11	2	0	0	0	0	0	0	0	0	0	0	0	0	0	0	0	0	0	0	0
1300	**355**	**1**	**0**	**2**	**7**	**60**	**197**	**78**	**8**	**1**	**1**	**0**	**0**	**0**	**0**	**0**	**0**	**0**	**0**	**0**	**0**	**0**	**0**	**0**	**0**	**0**	**0**	**0**	**0**
1400	311	0	0	0	6	74	164	55	9	3	0	0	0	0	0	0	0	0	0	0	0	0	0	0	0	0	0	0	0
1500	296	0	0	3	8	36	145	89	14	0	1	0	0	0	0	0	0	0	0	0	0	0	0	0	0	0	0	0	0
1600	314	0	0	1	4	35	152	108	11	2	1	0	0	0	0	0	0	0	0	0	0	0	0	0	0	0	0	0	0
1700	299	0	1	2	14	48	141	79	11	3	0	0	0	0	0	0	0	0	0	0	0	0	0	0	0	0	0	0	0
1800	246	0	0	1	9	62	123	45	6	0	0	0	0	0	0	0	0	0	0	0	0	0	0	0	0	0	0	0	0
1900	198	0	0	1	2	38	114	39	2	1	1	0	0	0	0	0	0	0	0	0	0	0	0	0	0	0	0	0	0
2000	126	0	0	1	0	15	72	33	5	0	0	0	0	0	0	0	0	0	0	0	0	0	0	0	0	0	0	0	0
2100	101	0	0	2	1	9	50	36	3	0	0	0	0	0	0	0	0	0	0	0	0	0	0	0	0	0	0	0	0
2200	77	0	0	1	1	8	40	17	6	3	0	1	0	0	0	0	0	0	0	0	0	0	0	0	0	0	0	0	0
2300	72	0	0	1	0	5	37	26	3	0	0	0	0	0	0	0	0	0	0	0	0	0	0	0	0	0	0	0	0
07-19	**3948**	**2**	**3**	**22**	**90**	**676**	**1999**	**1021**	**117**	**14**	**4**	**0**	**0**	**0**	**0**	**0**	**0**	**0**	**0**	**0**	**0**	**0**	**0**	**0**	**0**	**0**	**0**	**0**	**0**
06-22	**4557**	**2**	**3**	**26**	**96**	**745**	**2288**	**1227**	**149**	**16**	**5**	**0**	**0**	**0**	**0**	**0**	**0**	**0**	**0**	**0**	**0**	**0**	**0**	**0**	**0**	**0**	**0**	**0**	**0**
06-00	**4706**	**2**	**3**	**28**	**97**	**758**	**2365**	**1270**	**158**	**19**	**5**	**1**	**0**	**0**	**0**	**0**	**0**	**0**	**0**	**0**	**0**	**0**	**0**	**0**	**0**	**0**	**0**	**0**	**0**
00-00	**4837**	**2**	**3**	**29**	**98**	**770**	**2398**	**1330**	**179**	**21**	**6**	**1**	**0**	**0**	**0**	**0**	**0**	**0**	**0**	**0**	**0**	**0**	**0**	**0**	**0**	**0**	**0**	**0**	**0**

Nationwide Data Collection
for
Sam Shortt Consulting

Site 1
Location B6415 - approx 50 metres west of A199
Direction West

Saturday, 27 February 2016

6022 / Musselburgh
February 2016
Automatic Traffic Count

Time	Total	Speed Bins (mph)																											
		0 - 5	5 - 10	10 - 15	15 - 20	20 - 25	25 - 30	30 - 35	35 - 40	40 - 45	45 - 50	50 - 55	55 - 60	60 - 65	65 - 70	70 - 75	75 - 80	80 - 85	85 - 90	90 - 95	95 - 100	100 - 105	105 - 110	110 - 115	115 - 120	120 - 125	125 - 130	130 - 135	135 - 140
0000	56	0	0	0	1	9	19	21	6	0	0	0	0	0	0	0	0	0	0	0	0	0	0	0	0	0	0	0	0
0100	36	0	0	0	0	1	19	11	3	2	0	0	0	0	0	0	0	0	0	0	0	0	0	0	0	0	0	0	0
0200	19	0	0	0	0	0	9	9	1	0	0	0	0	0	0	0	0	0	0	0	0	0	0	0	0	0	0	0	0
0300	21	0	0	0	0	1	7	11	2	0	0	0	0	0	0	0	0	0	0	0	0	0	0	0	0	0	0	0	0
0400	15	0	0	0	0	1	5	6	3	0	0	0	0	0	0	0	0	0	0	0	0	0	0	0	0	0	0	0	0
0500	40	0	0	0	1	1	12	19	5	1	0	1	0	0	0	0	0	0	0	0	0	0	0	0	0	0	0	0	0
0600	74	0	0	0	0	9	29	27	7	2	0	0	0	0	0	0	0	0	0	0	0	0	0	0	0	0	0	0	0
0700	136	0	0	0	2	4	57	59	11	3	0	0	0	0	0	0	0	0	0	0	0	0	0	0	0	0	0	0	0
0800	208	0	0	1	2	17	83	90	15	0	0	0	0	0	0	0	0	0	0	0	0	0	0	0	0	0	0	0	0
0900	264	0	1	5	5	44	134	68	7	0	0	0	0	0	0	0	0	0	0	0	0	0	0	0	0	0	0	0	0
1000	266	0	0	0	4	41	147	62	10	0	2	0	0	0	0	0	0	0	0	0	0	0	0	0	0	0	0	0	0
1100	**338**	**0**	**0**	**4**	**14**	**72**	**191**	**55**	**2**	**0**	**0**	**0**	**0**	**0**	**0**	**0**	**0**	**0**	**0**	**0**	**0**	**0**	**0**	**0**	**0**	**0**	**0**	**0**	**0**
1200	337	0	1	1	8	68	183	64	10	2	0	0	0	0	0	0	0	0	0	0	0	0	0	0	0	0	0	0	0
1300	325	0	0	2	2	68	175	68	10	0	0	0	0	0	0	0	0	0	0	0	0	0	0	0	0	0	0	0	0
1400	**356**	**0**	**0**	**4**	**10**	**72**	**196**	**66**	**8**	**0**	**0**	**0**	**0**	**0**	**0**	**0**	**0**	**0**	**0**	**0**	**0**	**0**	**0**	**0**	**0**	**0**	**0**	**0**	**0**
1500	281	0	0	2	3	63	150	58	5	0	0	0	0	0	0	0	0	0	0	0	0	0	0	0	0	0	0	0	0
1600	293	0	2	2	2	57	152	68	10	0	0	0	0	0	0	0	0	0	0	0	0	0	0	0	0	0	0	0	0
1700	280	0	0	1	3	68	137	61	9	1	0	0	0	0	0	0	0	0	0	0	0	0	0	0	0	0	0	0	0
1800	223	0	0	0	3	37	124	51	7	1	0	0	0	0	0	0	0	0	0	0	0	0	0	0	0	0	0	0	0
1900	181	0	0	0	1	39	89	43	8	1	0	0	0	0	0	0	0	0	0	0	0	0	0	0	0	0	0	0	0
2000	113	0	0	0	0	13	53	41	5	1	0	0	0	0	0	0	0	0	0	0	0	0	0	0	0	0	0	0	0
2100	89	0	0	0	4	6	42	32	4	0	0	1	0	0	0	0	0	0	0	0	0	0	0	0	0	0	0	0	0
2200	75	0	0	1	2	10	32	24	5	1	0	0	0	0	0	0	0	0	0	0	0	0	0	0	0	0	0	0	0
2300	72	0	0	0	0	7	33	25	3	4	0	0	0	0	0	0	0	0	0	0	0	0	0	0	0	0	0	0	0
07-19	**3307**	**0**	**4**	**22**	**58**	**611**	**1729**	**770**	**104**	**7**	**2**	**0**	**0**	**0**	**0**	**0**	**0**	**0**	**0**	**0**	**0**	**0**	**0**	**0**	**0**	**0**	**0**	**0**	**0**
06-22	**3764**	**0**	**4**	**22**	**63**	**678**	**1942**	**913**	**128**	**11**	**2**	**1**	**0**	**0**	**0**	**0**	**0**	**0**	**0**	**0**	**0**	**0**	**0**	**0**	**0**	**0**	**0**	**0**	**0**
06-00	**3911**	**0**	**4**	**23**	**65**	**695**	**2007**	**962**	**136**	**16**	**2**	**1**	**0**	**0**	**0**	**0**	**0**	**0**	**0**	**0**	**0**	**0**	**0**	**0**	**0**	**0**	**0**	**0**	**0**
00-00	**4098**	**0**	**4**	**23**	**67**	**708**	**2078**	**1039**	**156**	**19**	**2**	**2**	**0**	**0**	**0**	**0**	**0**	**0**	**0**	**0**	**0**	**0**	**0**	**0**	**0**	**0**	**0**	**0**	**0**

Site 1
Location B6415 - approx 50 metres west of A199
Direction West

Sunday, 28 February 2016

6022 / Musselburgh
February 2016
Automatic Traffic Count

Time	Total	Speed Bins (mph)																											
		0 - 5	5 - 10	10 - 15	15 - 20	20 - 25	25 - 30	30 - 35	35 - 40	40 - 45	45 - 50	50 - 55	55 - 60	60 - 65	65 - 70	70 - 75	75 - 80	80 - 85	85 - 90	90 - 95	95 - 100	100 - 105	105 - 110	110 - 115	115 - 120	120 - 125	125 - 130	130 - 135	135 - 140
0000	65	0	0	0	0	3	24	29	9	0	0	0	0	0	0	0	0	0	0	0	0	0	0	0	0	0	0	0	0
0100	34	0	0	0	0	1	4	20	8	0	0	0	0	1	0	0	0	0	0	0	0	0	0	0	0	0	0	0	0
0200	34	0	0	1	0	1	16	11	5	0	0	0	0	0	0	0	0	0	0	0	0	0	0	0	0	0	0	0	0
0300	19	0	0	0	0	0	3	13	3	0	0	0	0	0	0	0	0	0	0	0	0	0	0	0	0	0	0	0	0
0400	23	0	0	0	0	2	7	11	3	0	0	0	0	0	0	0	0	0	0	0	0	0	0	0	0	0	0	0	0
0500	28	0	0	0	0	0	11	12	3	1	1	0	0	0	0	0	0	0	0	0	0	0	0	0	0	0	0	0	0
0600	35	0	0	0	0	2	8	12	11	1	1	0	0	0	0	0	0	0	0	0	0	0	0	0	0	0	0	0	0
0700	54	0	1	1	0	0	13	22	14	2	1	0	0	0	0	0	0	0	0	0	0	0	0	0	0	0	0	0	0
0800	70	0	0	1	2	2	23	27	12	3	0	0	0	0	0	0	0	0	0	0	0	0	0	0	0	0	0	0	0
0900	157	0	0	1	2	7	67	67	12	1	0	0	0	0	0	0	0	0	0	0	0	0	0	0	0	0	0	0	0
1000	284	0	0	4	10	35	117	107	11	0	0	0	0	0	0	0	0	0	0	0	0	0	0	0	0	0	0	0	0
1100	**319**	**0**	**0**	**2**	**8**	**54**	**156**	**89**	**9**	**1**	**0**	**0**	**0**	**0**	**0**	**0**	**0**	**0**	**0**	**0**	**0**	**0**	**0**	**0**	**0**	**0**	**0**	**0**	**0**
1200	354	1	1	3	2	52	208	76	10	1	0	0	0	0	0	0	0	0	0	0	0	0	0	0	0	0	0	0	0
1300	**413**	**0**	**0**	**10**	**4**	**67**	**245**	**75**	**6**	**3**	**1**	**0**	**0**	**0**	**0**	**0**	**0**	**0**	**2**	**0**	**0**	**0**	**0**	**0**	**0**	**0**	**0**	**0**	**0**
1400	389	0	1	3	13	98	228	42	4	0	0	0	0	0	0	0	0	0	0	0	0	0	0	0	0	0	0	0	0
1500	395	0	2	4	6	114	212	53	3	1	0	0	0	0	0	0	0	0	0	0	0	0	0	0	0	0	0	0	0
1600	363	0	1	4	13	83	203	54	5	0	0	0	0	0	0	0	0	0	0	0	0	0	0	0	0	0	0	0	0
1700	297	0	1	3	4	62	160	59	6	2	0	0	0	0	0	0	0	0	0	0	0	0	0	0	0	0	0	0	0
1800	210	0	0	1	7	35	100	60	7	0	0	0	0	0	0	0	0	0	0	0	0	0	0	0	0	0	0	0	0
1900	172	0	1	1	1	13	102	47	6	1	0	0	0	0	0	0	0	0	0	0	0	0	0	0	0	0	0	0	0
2000	110	0	0	1	2	31	45	22	7	1	1	0	0	0	0	0	0	0	0	0	0	0	0	0	0	0	0	0	0
2100	65	0	0	0	1	3	31	21	9	0	0	0	0	0	0	0	0	0	0	0	0	0	0	0	0	0	0	0	0
2200	39	0	0	0	0	4	14	17	2	2	0	0	0	0	0	0	0	0	0	0	0	0	0	0	0	0	0	0	0
2300	40	0	0	0	2	3	13	14	7	0	1	0	0	0	0	0	0	0	0	0	0	0	0	0	0	0	0	0	0
07-19	**3305**	**1**	**7**	**37**	**71**	**609**	**1732**	**731**	**99**	**14**	**2**	**0**	**0**	**0**	**0**	**0**	**0**	**0**	**2**	**0**	**0**	**0**	**0**	**0**	**0**	**0**	**0**	**0**	**0**
06-22	**3687**	**1**	**8**	**39**	**75**	**658**	**1918**	**833**	**132**	**17**	**4**	**0**	**0**	**0**	**0**	**0**	**0**	**0**	**2**	**0**	**0**	**0**	**0**	**0**	**0**	**0**	**0**	**0**	**0**
06-00	**3766**	**1**	**8**	**39**	**77**	**665**	**1945**	**864**	**141**	**19**	**5**	**0**	**0**	**0**	**0**	**0**	**0**	**0**	**2**	**0**	**0**	**0**	**0**	**0**	**0**	**0**	**0**	**0**	**0**
00-00	**3969**	**1**	**8**	**40**	**77**	**672**	**2010**	**960**	**172**	**20**	**6**	**0**	**0**	**1**	**0**	**0**	**0**	**0**	**2**	**0**	**0**	**0**	**0**	**0**	**0**	**0**	**0**	**0**	**0**

Nationwide Data Collection
for
Sam Shortt Consulting

Site 1
Location B6415 - approx 50 metres west of A199
Direction West

Monday, 29 February 2016

6022 / Musselburgh
February 2016
Automatic Traffic Count

Time	Total	Speed Bins (mph)																											
		0 - 5	5 - 10	10 - 15	15 - 20	20 - 25	25 - 30	30 - 35	35 - 40	40 - 45	45 - 50	50 - 55	55 - 60	60 - 65	65 - 70	70 - 75	75 - 80	80 - 85	85 - 90	90 - 95	95 - 100	100 - 105	105 - 110	110 - 115	115 - 120	120 - 125	125 - 130	130 - 135	135 - 140
0000	19	0	0	0	1	2	6	7	3	0	0	0	0	0	0	0	0	0	0	0	0	0	0	0	0	0	0	0	0
0100	10	0	0	0	0	0	3	7	0	0	0	0	0	0	0	0	0	0	0	0	0	0	0	0	0	0	0	0	0
0200	8	0	0	0	0	1	2	2	3	0	0	0	0	0	0	0	0	0	0	0	0	0	0	0	0	0	0	0	0
0300	12	0	0	0	0	0	3	9	0	0	0	0	0	0	0	0	0	0	0	0	0	0	0	0	0	0	0	0	0
0400	18	0	0	0	0	1	3	7	4	1	2	0	0	0	0	0	0	0	0	0	0	0	0	0	0	0	0	0	0
0500	61	0	0	0	2	3	15	21	16	3	1	0	0	0	0	0	0	0	0	0	0	0	0	0	0	0	0	0	0
0600	179	0	0	3	2	14	48	92	16	3	1	0	0	0	0	0	0	0	0	0	0	0	0	0	0	0	0	0	0
0700	**555**	**0**	**0**	**2**	**9**	**59**	**315**	**152**	**16**	**2**	**0**	**0**	**0**	**0**	**0**	**0**	**0**	**0**	**0**	**0**	**0**	**0**	**0**	**0**	**0**	**0**	**0**	**0**	**0**
0800	440	0	1	9	9	35	229	138	18	1	0	0	0	0	0	0	0	0	0	0	0	0	0	0	0	0	0	0	0
0900	299	0	1	1	8	31	161	83	12	2	0	0	0	0	0	0	0	0	0	0	0	0	0	0	0	0	0	0	0
1000	251	1	1	2	0	29	136	72	9	1	0	0	0	0	0	0	0	0	0	0	0	0	0	0	0	0	0	0	0
1100	283	0	2	5	17	57	135	58	8	1	0	0	0	0	0	0	0	0	0	0	0	0	0	0	0	0	0	0	0
1200	283	0	1	4	5	50	161	58	3	1	0	0	0	0	0	0	0	0	0	0	0	0	0	0	0	0	0	0	0
1300	255	0	0	4	3	63	120	54	10	1	0	0	0	0	0	0	0	0	0	0	0	0	0	0	0	0	0	0	0
1400	255	0	3	0	3	52	135	54	8	0	0	0	0	0	0	0	0	0	0	0	0	0	0	0	0	0	0	0	0
1500	265	0	0	5	8	43	148	52	5	3	1	0	0	0	0	0	0	0	0	0	0	0	0	0	0	0	0	0	0
1600	274	0	1	6	6	46	138	71	3	3	0	0	0	0	0	0	0	0	0	0	0	0	0	0	0	0	0	0	0
1700	**290**	**0**	**0**	**10**	**5**	**23**	**162**	**83**	**7**	**0**	**0**	**0**	**0**	**0**	**0**	**0**	**0**	**0**	**0**	**0**	**0**	**0**	**0**	**0**	**0**	**0**	**0**	**0**	**0**
1800	223	0	0	0	9	49	117	41	7	0	0	0	0	0	0	0	0	0	0	0	0	0	0	0	0	0	0	0	0
1900	193	0	0	2	1	39	101	43	5	2	0	0	0	0	0	0	0	0	0	0	0	0	0	0	0	0	0	0	0
2000	127	0	0	0	1	12	63	40	9	2	0	0	0	0	0	0	0	0	0	0	0	0	0	0	0	0	0	0	0
2100	89	0	0	1	1	5	48	26	5	3	0	0	0	0	0	0	0	0	0	0	0	0	0	0	0	0	0	0	0
2200	51	0	2	0	0	4	16	21	6	2	0	0	0	0	0	0	0	0	0	0	0	0	0	0	0	0	0	0	0
2300	35	0	0	0	1	4	12	9	5	2	2	0	0	0	0	0	0	0	0	0	0	0	0	0	0	0	0	0	0
07-19	**3673**	**1**	**10**	**48**	**82**	**537**	**1957**	**916**	**106**	**15**	**1**	**0**	**0**	**0**	**0**	**0**	**0**	**0**	**0**	**0**	**0**	**0**	**0**	**0**	**0**	**0**	**0**	**0**	**0**
06-22	**4261**	**1**	**10**	**54**	**87**	**607**	**2217**	**1117**	**141**	**25**	**2**	**0**	**0**	**0**	**0**	**0**	**0**	**0**	**0**	**0**	**0**	**0**	**0**	**0**	**0**	**0**	**0**	**0**	**0**
06-00	**4347**	**1**	**12**	**54**	**88**	**615**	**2245**	**1147**	**152**	**29**	**4**	**0**	**0**	**0**	**0**	**0**	**0**	**0**	**0**	**0**	**0**	**0**	**0**	**0**	**0**	**0**	**0**	**0**	**0**
00-00	**4475**	**1**	**12**	**54**	**91**	**622**	**2277**	**1200**	**178**	**33**	**7**	**0**	**0**	**0**	**0**	**0**	**0**	**0**	**0**	**0**	**0**	**0**	**0**	**0**	**0**	**0**	**0**	**0**	**0**

Nationwide Data Collection
for
Sam Shortt Consulting

Site 1
Location B6415 - approx 50 metres west of A199
Direction West

6022 / Musselburgh
February 2016
Automatic Traffic Count

Virtual Day (7)

Time	Total	Speed Bins (mph)																											
		0 - 5	5 - 10	10 - 15	15 - 20	20 - 25	25 - 30	30 - 35	35 - 40	40 - 45	45 - 50	50 - 55	55 - 60	60 - 65	65 - 70	70 - 75	75 - 80	80 - 85	85 - 90	90 - 95	95 - 100	100 - 105	105 - 110	110 - 115	115 - 120	120 - 125	125 - 130	130 - 135	135 - 140
0000	33	0	0	0	1	4	12	12	4	0	0	0	0	0	0	0	0	0	0	0	0	0	0	0	0	0	0	0	0
0100	16	0	0	0	0	0	5	8	3	0	0	0	0	0	0	0	0	0	0	0	0	0	0	0	0	0	0	0	0
0200	14	0	0	0	0	1	5	5	2	0	0	0	0	0	0	0	0	0	0	0	0	0	0	0	0	0	0	0	0
0300	14	0	0	0	0	1	4	8	2	0	0	0	0	0	0	0	0	0	0	0	0	0	0	0	0	0	0	0	0
0400	20	0	0	0	0	1	5	9	3	0	0	0	0	0	0	0	0	0	0	0	0	0	0	0	0	0	0	0	0
0500	53	0	0	1	1	4	16	22	8	1	0	0	0	0	0	0	0	0	0	0	0	0	0	0	0	0	0	0	0
0600	148	0	0	1	2	12	55	62	14	2	0	0	0	0	0	0	0	0	0	0	0	0	0	0	0	0	0	0	0
0700	**439**	**0**	**0**	**3**	**7**	**61**	**232**	**119**	**14**	**2**	**0**	**0**	**0**	**0**	**0**	**0**	**0**	**0**	**0**	**0**	**0**	**0**	**0**	**0**	**0**	**0**	**0**	**0**	**0**
0800	353	0	0	3	10	44	176	105	13	1	0	0	0	0	0	0	0	0	0	0	0	0	0	0	0	0	0	0	0
0900	278	0	0	5	10	39	143	70	10	1	0	0	0	0	0	0	0	0	0	0	0	0	0	0	0	0	0	0	0
1000	267	0	0	5	11	54	129	60	7	0	0	0	0	0	0	0	0	0	0	0	0	0	0	0	0	0	0	0	0
1100	291	0	1	4	16	66	146	52	6	1	0	0	0	0	0	0	0	0	0	0	0	0	0	0	0	0	0	0	0
1200	304	0	1	4	13	73	151	55	7	1	0	0	0	0	0	0	0	0	0	0	0	0	0	0	0	0	0	0	0
1300	**316**	**0**	**0**	**3**	**11**	**79**	**158**	**56**	**7**	**1**	**0**	**0**	**0**	**0**	**0**	**0**	**0**	**0**	**0**	**0**	**0**	**0**	**0**	**0**	**0**	**0**	**0**	**0**	**0**
1400	310	0	1	2	8	70	167	54	6	1	0	0	0	0	0	0	0	0	0	0	0	0	0	0	0	0	0	0	0
1500	296	0	0	3	7	61	157	60	7	1	0	0	0	0	0	0	0	0	0	0	0	0	0	0	0	0	0	0	0
1600	305	0	1	2	5	55	163	69	8	1	0	0	0	0	0	0	0	0	0	0	0	0	0	0	0	0	0	0	0
1700	295	0	0	3	7	58	150	68	7	1	0	0	0	0	0	0	0	0	0	0	0	0	0	0	0	0	0	0	0
1800	244	0	0	2	10	50	127	49	6	0	0	0	0	0	0	0	0	0	0	0	0	0	0	0	0	0	0	0	0
1900	203	0	0	2	3	35	109	47	6	1	0	0	0	0	0	0	0	0	0	0	0	0	0	0	0	0	0	0	0
2000	128	0	0	1	1	17	68	35	6	1	0	0	0	0	0	0	0	0	0	0	0	0	0	0	0	0	0	0	0
2100	93	0	0	1	1	9	46	30	5	0	0	0	0	0	0	0	0	0	0	0	0	0	0	0	0	0	0	0	0
2200	63	0	0	1	1	8	28	20	4	2	0	0	0	0	0	0	0	0	0	0	0	0	0	0	0	0	0	0	0
2300	48	0	0	0	1	6	20	16	4	1	0	0	0	0	0	0	0	0	0	0	0	0	0	0	0	0	0	0	0
07-19	**3696**	**1**	**5**	**39**	**114**	**711**	**1899**	**816**	**98**	**11**	**2**	**0**	**0**	**0**	**0**	**0**	**0**	**0**	**0**	**0**	**0**	**0**	**0**	**0**	**0**	**0**	**0**	**0**	**0**
06-22	**4268**	**1**	**6**	**44**	**120**	**783**	**2176**	**990**	**129**	**17**	**3**	**1**	**0**	**0**	**0**	**0**	**0**	**0**	**0**	**0**	**0**	**0**	**0**	**0**	**0**	**0**	**0**	**0**	**0**
06-00	**4379**	**1**	**6**	**44**	**121**	**796**	**2224**	**1026**	**136**	**19**	**4**	**1**	**0**	**0**	**0**	**0**	**0**	**0**	**0**	**0**	**0**	**0**	**0**	**0**	**0**	**0**	**0**	**0**	**0**
00-00	**4529**	**1**	**6**	**45**	**123**	**807**	**2271**	**1089**	**158**	**22**	**4**	**1**	**0**	**0**	**0**	**0**	**0**	**0**	**0**	**0**	**0**	**0**	**0**	**0**	**0**	**0**	**0**	**0**	**0**

Nationwide Data Collection
for
Sam Shortt Consulting

Site 1
Location B6415 - approx 50 metres west of A199
Direction West

6022 / Musselburgh
February 2016
Automatic Traffic Count

Virtual Week (1)

Time	Total	Speed Bins (mph)																											
		0 - 5	5 - 10	10 - 15	15 - 20	20 - 25	25 - 30	30 - 35	35 - 40	40 - 45	45 - 50	50 - 55	55 - 60	60 - 65	65 - 70	70 - 75	75 - 80	80 - 85	85 - 90	90 - 95	95 - 100	100 - 105	105 - 110	110 - 115	115 - 120	120 - 125	125 - 130	130 - 135	135 - 140
Mon	4475	1	12	54	91	622	2277	1200	178	33	7	0	0	0	0	0	0	0	0	0	0	0	0	0	0	0	0	0	0
Tue	4770	0	7	89	299	1205	2206	834	108	18	4	0	0	0	0	0	0	0	0	0	0	0	0	0	0	0	0	0	0
Wed	4819	1	7	39	126	837	2477	1143	160	21	3	4	1	0	0	0	0	0	0	0	0	0	0	0	0	0	0	0	0
Thu	4736	1	0	43	101	836	2453	1119	153	24	3	3	0	0	0	0	0	0	0	0	0	0	0	0	0	0	0	0	0
Fri	4837	2	3	29	98	770	2398	1330	179	21	6	1	0	0	0	0	0	0	0	0	0	0	0	0	0	0	0	0	0
|Sat	4098	0	4	23	67	708	2078	1039	156	19	2	2	0	0	0	0	0	0	0	0	0	0	0	0	0	0	0	0	0
|Sun	3969	1	8	40	77	672	2010	960	172	20	6	0	0	1	0	0	0	0	2	0	0	0	0	0	0	0	0	0	0
5 Day Ave.	**4727**	**1**	**6**	**51**	**143**	**854**	**2362**	**1125**	**156**	**23**	**5**	**2**	**0**	**0**	**0**	**0**	**0**	**0**	**0**	**0**	**0**	**0**	**0**	**0**	**0**	**0**	**0**	**0**	**0**
7 Day Ave.	**4529**	**1**	**6**	**45**	**123**	**807**	**2271**	**1089**	**158**	**22**	**4**	**1**	**0**	**0**	**0**	**0**	**0**	**0**	**0**	**0**	**0**	**0**	**0**	**0**	**0**	**0**	**0**	**0**	**0**
--	**31704**	**6**	**41**	**317**	**859**	**5650**	**15899**	**7625**	**1106**	**156**	**31**	**10**	**1**	**1**	**0**	**0**	**0**	**0**	**2**	**0**	**0**	**0**	**0**	**0**	**0**	**0**	**0**	**0**	**0**

Summary Graphs

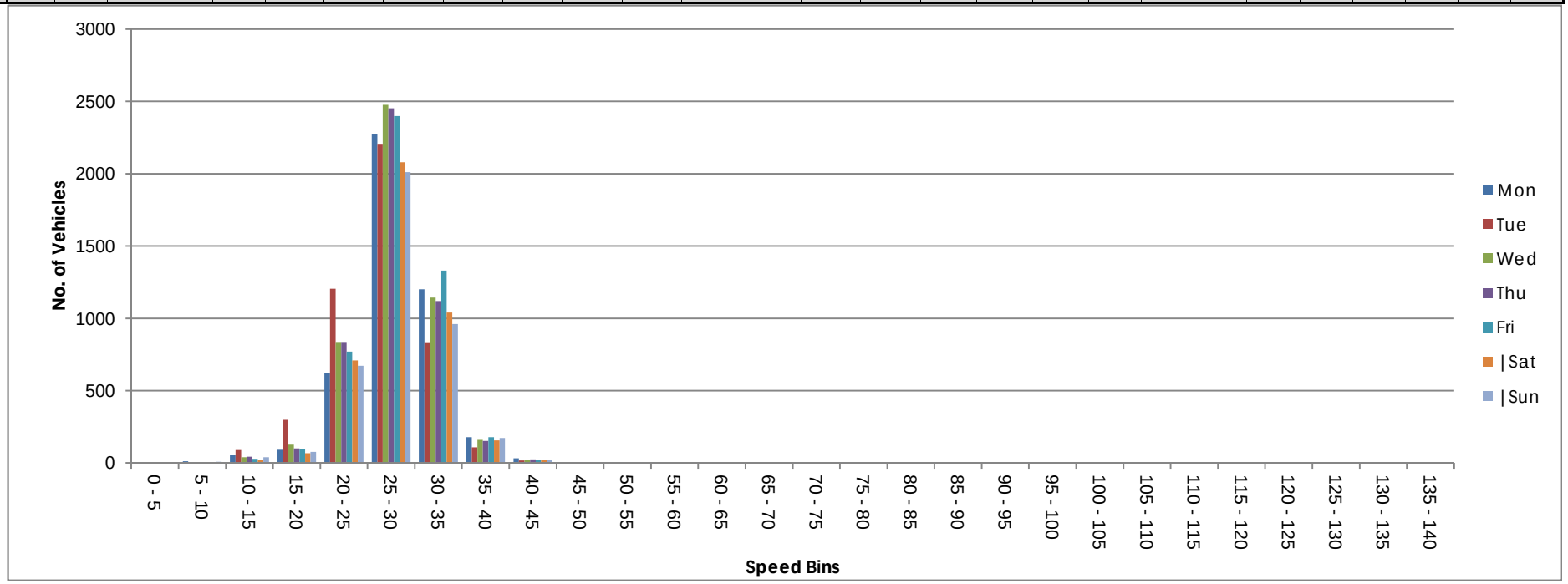

Nationwide Data Collection
for
Sam Shortt Consulting

Site 1
Location B6415 - approx 50 metres west of A199
Direction East West

6022 / Musselburgh 1
February 2016 B6415 - approx 50 metres west of A199
Automatic Traffic Count East West

Tuesday, 23 February 2016

Tuesday, 23 February 2016

Time	Total	Classification												>PSL	>PSL%	>SL1	>SL1%	>SL2	>SL2%	Mean	Vpp	Spe												
		1	2	3	4	5	6	7	8	9	10	11	12	30	30	35	35	45	45		85	0 -	5 -	10 -	15 -	20 -	25 -	30 -	35 -	40 -	45 -	50 -	55 -	60 -
		MCL	SV	SVT	TB2	TB3	T4	ART3	ART4	ART5	ART6	BD	DRT			ACPO	ACPO	DfT	DfT			5	10	15	20	25	30	35	40	45	50	55	60	65
0000	39	1	26	0	12	0	0	0	0	0	0	0	0	19	48.7	4	10.3	0	0	29.4	33.6	0	0	0	1	6	13	15	4	0	0	0	0	0
0100	14	0	10	0	4	0	0	0	0	0	0	0	0	11	78.6	4	28.6	0	0	33.2	36	0	0	0	0	0	3	7	4	0	0	0	0	0
0200	17	0	15	0	2	0	0	0	0	0	0	0	0	11	64.7	4	23.5	0	0	32.2	37.4	0	0	0	0	2	4	7	2	2	0	0	0	0
0300	18	0	14	0	4	0	0	0	0	0	0	0	0	13	72.2	7	38.9	1	5.6	34	37.1	0	0	0	0	0	5	6	4	2	1	0	0	0
0400	28	0	22	0	6	0	0	0	0	0	0	0	0	17	60.7	7	25	0	0	31	36.7	0	0	1	0	2	8	10	7	0	0	0	0	0
0500	83	3	57	0	21	1	0	0	1	0	0	0	0	40	48.2	20	24.1	1	1.2	30.7	36.9	0	0	1	1	9	32	20	15	4	1	0	0	0
0600	255	2	211	0	40	1	0	0	1	0	0	0	0	118	46.3	31	12.2	0	0	29.6	34	0	1	3	4	31	98	87	24	7	0	0	0	0
0700	**787**	**17**	**668**	**4**	**93**	**2**	**3**	**0**	**0**	**0**	**0**	**0**	**0**	**250**	**31.8**	**35**	**4.4**	**0**	**0**	**28.4**	**32**	**0**	**1**	**5**	**14**	**106**	**411**	**215**	**32**	**3**	**0**	**0**	**0**	**0**
0800	728	13	653	1	55	3	1	2	0	0	0	0	0	198	27.2	26	3.6	0	0	27.9	31.8	0	0	9	13	108	400	172	21	5	0	0	0	0
0900	556	13	460	1	74	1	1	4	1	1	0	0	0	99	17.8	10	1.8	1	0.2	25.6	30.4	0	1	22	63	134	237	89	8	1	1	0	0	0
1000	505	14	425	3	60	2	0	0	0	0	1	0	0	19	3.8	1	0.2	0	0	22.6	26.6	0	1	29	98	225	133	18	0	1	0	0	0	0
1100	527	14	454	1	54	2	2	0	0	0	0	0	0	14	2.7	1	0.2	0	0	22.1	25.7	0	2	21	130	259	101	13	0	1	0	0	0	0
1200	589	13	529	3	37	1	4	0	0	1	1	0	0	11	1.9	1	0.2	0	0	21.4	25.1	0	1	42	140	305	90	10	1	0	0	0	0	0
1300	628	8	563	1	50	2	3	0	1	0	0	0	0	14	2.2	0	0	0	0	22.3	26.2	0	2	34	125	298	155	14	0	0	0	0	0	0
1400	611	12	532	2	63	1	1	0	0	0	0	0	0	94	15.4	13	2.1	1	0.2	26.1	30	0	2	8	33	177	297	81	11	1	1	0	0	0
1500	620	5	562	2	49	1	1	0	0	0	0	0	0	92	14.8	5	0.8	1	0.2	25.6	29.8	1	3	13	56	176	279	87	4	0	1	0	0	0
1600	762	13	694	2	50	0	1	1	0	1	0	0	0	109	14.3	11	1.4	0	0	25.4	29.8	0	18	21	67	190	357	98	8	3	0	0	0	0
1700	**863**	**40**	**768**	**9**	**41**	**1**	**3**	**0**	**1**	**0**	**0**	**0**	**0**	**107**	**12.4**	**9**	**1**	**0**	**0**	**24.9**	**29.5**	**0**	**1**	**21**	**120**	**269**	**345**	**98**	**8**	**1**	**0**	**0**	**0**	**0**
1800	711	22	640	2	43	0	1	0	3	0	0	0	0	84	11.8	12	1.7	1	0.1	24.9	29.3	0	1	20	77	241	288	72	10	1	1	0	0	0
1900	463	3	432	0	28	0	0	0	0	0	0	0	0	98	21.2	16	3.5	1	0.2	27	30.9	1	2	3	21	99	239	82	12	3	1	0	0	0
2000	317	10	288	1	18	0	0	0	0	0	0	0	0	69	21.8	11	3.5	0	0	27.4	30.6	0	0	4	8	59	177	58	7	4	0	0	0	0
2100	246	10	223	0	12	1	0	0	0	0	0	0	0	72	29.3	15	6.1	1	0.4	27.8	32	0	1	8	5	44	116	57	14	0	0	1	0	0
2200	141	4	124	0	13	0	0	0	0	0	0	0	0	55	39	18	12.8	1	0.7	29.4	34.2	0	0	1	4	18	63	37	14	3	0	1	0	0
2300	78	3	60	0	15	0	0	0	0	0	0	0	0	28	35.9	10	12.8	1	1.3	28.7	34.2	0	0	1	4	14	31	18	8	1	0	1	0	0
07-19	**7887**	**184**	**6948**	**31**	**669**	**16**	**21**	**7**	**6**	**3**	**2**	**0**	**0**	**1091**	**13.8**	**124**	**1.6**	**4**	**0.1**	**25**	**29.8**	**1**	**33**	**245**	**936**	**2488**	**3093**	**967**	**103**	**17**	**4**	**0**	**0**	**0**
06-22	**9168**	**209**	**8102**	**32**	**767**	**18**	**21**	**7**	**7**	**3**	**2**	**0**	**0**	**1448**	**15.8**	**197**	**2.1**	**6**	**0.1**	**25.4**	**30**	**2**	**37**	**263**	**974**	**2721**	**3723**	**1251**	**160**	**31**	**5**	**1**	**0**	**0**
06-00	**9387**	**216**	**8286**	**32**	**795**	**18**	**21**	**7**	**7**	**3**	**2**	**0**	**0**	**1531**	**16.3**	**225**	**2.4**	**8**	**0.1**	**25.4**	**30.2**	**2**	**37**	**265**	**982**	**2753**	**3817**	**1306**	**182**	**35**	**5**	**3**	**0**	**0**
00-00	**9586**	**220**	**8430**	**32**	**844**	**19**	**21**	**7**	**8**	**3**	**2**	**0**	**0**	**1642**	**17.1**	**271**	**2.8**	**10**	**0.1**	**25.6**	**30.2**	**2**	**37**	**267**	**984**	**2772**	**3882**	**1371**	**218**	**43**	**7**	**3**	**0**	**0**

Site 1
Location B6415 - approx 50 metres west of A199
Direction East West

6022 / Musselburgh 1
February 2016 B6415 - approx 50 metres west of A199
Automatic Traffic Count East West

Wednesday, 24 February 2016

Wednesday, 24 February 2016

Time	Total	Classification												>PSL	>PSL%	>SL1	>SL1%	>SL2	>SL2%	Mean	Vpp	Spe													
		1	2	3	4	5	6	7	8	9	10	11	12	30	30	35	35	45	45		85	0 -	5 -	10 -	15 -	20 -	25 -	30 -	35 -	40 -	45 -	50 -	55 -	60 -
		MCL	SV	SVT	TB2	TB3	T4	ART3	ART4	ART5	ART6	BD	DRT			ACPO	ACPO	DfT	DfT			5	10	15	20	25	30	35	40	45	50	55	60	65	
0000	50	1	40	0	9	0	0	0	0	0	0	0	0	22	44	6	12	0	0	28.9	33.1	0	0	2	1	6	19	16	5	1	0	0	0	0	
0100	18	0	14	0	4	0	0	0	0	0	0	0	0	11	61.1	5	27.8	0	0	32.2	36.2	0	0	0	0	0	7	6	3	2	0	0	0	0	
0200	12	0	9	0	3	0	0	0	0	0	0	0	0	5	41.7	2	16.7	0	0	29.3	33.8	0	0	0	0	3	4	3	2	0	0	0	0	0	
0300	32	0	26	0	6	0	0	0	0	0	0	0	0	19	59.4	7	21.9	0	0	32.2	36.9	0	0	0	0	2	11	12	4	3	0	0	0	0	
0400	56	0	43	0	13	0	0	0	0	0	0	0	0	40	71.4	18	32.1	11	19.6	36.5	50.8	0	0	0	0	2	14	22	5	2	1	5	2	2	
0500	86	4	61	0	20	0	0	0	1	0	0	0	0	51	59.3	15	17.4	0	0	30.5	35.8	0	0	1	4	4	26	36	12	3	0	0	0	0	
0600	251	5	206	0	38	2	0	0	0	0	0	0	0	130	51.8	30	12	1	0.4	30.3	34.4	0	0	1	2	22	96	100	23	6	1	0	0	0	
0700	**765**	**19**	**661**	**3**	**81**	**1**	**0**	**0**	**0**	**0**	**0**	**0**	**0**	**227**	**29.7**	**35**	**4.6**	**1**	**0.1**	**28.2**	**31.5**	**0**	**1**	**5**	**12**	**130**	**390**	**192**	**29**	**5**	**0**	**1**	**0**	**0**	
0800	705	15	617	1	65	2	5	0	0	0	0	0	0	202	28.7	21	3	0	0	27.5	31.3	0	1	8	43	101	350	181	18	3	0	0	0	0	
0900	520	13	429	2	73	2	1	0	0	0	0	0	0	138	26.5	25	4.8	1	0.2	27.3	31.5	0	1	12	24	96	249	113	21	3	1	0	0	0	
1000	513	8	435	0	66	1	2	0	0	0	1	0	0	112	21.8	9	1.8	0	0	26.8	30.9	0	0	4	40	105	252	103	9	0	0	0	0	0	
1100	539	9	469	2	55	2	0	1	0	0	0	1	0	114	21.2	12	2.2	0	0	27.2	30.4	0	1	5	18	103	298	102	10	2	0	0	0	0	
1200	586	5	524	0	56	1	0	0	0	0	0	0	0	117	20	17	2.9	0	0	26.4	30.6	0	5	7	28	161	268	100	15	2	0	0	0	0	
1300	559	10	491	1	53	2	2	0	0	0	0	0	0	108	19.3	14	2.5	1	0.2	26.6	30.6	0	0	10	17	170	254	94	13	0	0	1	0	0	
1400	617	12	529	3	69	0	3	0	0	0	1	0	0	123	19.9	8	1.3	0	0	26.3	30.4	0	4	8	43	147	292	115	8	0	0	0	0	0	
1500	615	9	542	2	61	0	0	1	0	0	0	0	0	118	19.2	19	3.1	0	0	27	30.6	0	0	5	26	146	320	99	18	1	0	0	0	0	
1600	759	10	686	3	56	0	2	0	1	0	0	0	1	136	17.9	13	1.7	0	0	26.1	30.4	0	3	11	55	204	350	123	13	0	0	0	0	0	
1700	**794**	**38**	**697**	**5**	**50**	**0**	**2**	**1**	**1**	**0**	**0**	**0**	**0**	**136**	**17.1**	**16**	**2**	**0**	**0**	**24.5**	**30.2**	**0**	**13**	**43**	**116**	**198**	**288**	**120**	**15**	**1**	**0**	**0**	**0**	**0**	
1800	682	20	610	5	44	0	2	0	0	1	0	0	0	88	12.9	14	2.1	0	0	25.2	29.5	1	3	14	73	205	298	74	12	2	0	0	0	0	
1900	512	8	469	0	32	0	1	0	1	0	1	0	0	121	23.6	13	2.5	1	0.2	27.2	31.1	0	0	5	24	102	260	108	11	1	0	1	0	0	
2000	336	6	315	0	12	0	1	0	2	0	0	0	0	119	35.4	16	4.8	0	0	28.5	32.4	0	0	7	8	44	158	103	13	3	0	0	0	0	
2100	351	3	328	0	20	0	0	0	0	0	0	0	0	124	35.3	19	5.4	0	0	28.5	32.2	0	1	5	5	45	171	105	17	2	0	0	0	0	
2200	224	3	208	0	13	0	0	0	0	0	0	0	0	80	35.7	19	8.5	3	1.3	28.8	32.9	0	0	1	5	36	102	61	13	3	0	2	1	0	
2300	94	2	82	0	9	0	0	1	0	0	0	0	0	43	45.7	17	18.1	0	0	29.9	35.6	0	0	1	1	15	34	26	14	3	0	0	0	0	
07-19	**7654**	**168**	**6690**	**27**	**729**	**11**	**19**	**3**	**2**	**1**	**2**	**1**	**1**	**1619**	**21.2**	**203**	**2.7**	**3**	**0**	**26.5**	**30.6**	**1**	**32**	**132**	**495**	**1766**	**3609**	**1416**	**181**	**19**	**1**	**2**	**0**	**0**	
06-22	**9104**	**190**	**8008**	**27**	**831**	**13**	**21**	**3**	**5**	**1**	**3**	**1**	**1**	**2113**	**23.2**	**281**	**3.1**	**5**	**0.1**	**26.8**	**31.1**	**1**	**33**	**150**	**534**	**1979**	**4294**	**1832**	**245**	**31**	**2**	**3**	**0**	**0**	
06-00	**9422**	**195**	**8298**	**27**	**853**	**13**	**21**	**4**	**5**	**1**	**3**	**1**	**1**	**2236**	**23.7**	**317**	**3.4**	**8**	**0.1**	**26.9**	**31.1**	**1**	**33**	**152**	**540**	**2030**	**4430**	**1919**	**272**	**37**	**2**	**5**	**1**	**0**	
00-00	**9676**	**200**	**8491**	**27**	**908**	**13**	**21**	**4**	**6**	**1**	**3**	**1**	**1**	**2384**	**24.6**	**370**	**3.8**	**19**	**0.2**	**27**	**31.3**	**1**	**33**	**155**	**545**	**2047**	**4511**	**2014**	**303**	**48**	**3**	**10**	**3**	**2**	

Site 1
Location B6415 - approx 50 metres west of A199
Direction East West

Thursday, 25 February 2016

6022 / Musselburgh 1
February 2016 B6415 - approx 50 metres west of A199
Automatic Traffic Count East West

Thursday, 25 February 2016

Time	Total	Classification												>PSL	>PSL%	>SL1	>SL1%	>SL2	>SL2%	Mean	Vpp														Spe
		1	2	3	4	5	6	7	8	9	10	11	12	30	30	35	35	45	45		85	0 -	5 -	10 -	15 -	20 -	25 -	30 -	35 -	40 -	45 -	50 -	55 -	60 -
		MCL	SV	SVT	TB2	TB3	T4	ART3	ART4	ART5	ART6	BD	DRT			ACPO	ACPO	DfT	DfT			5	10	15	20	25	30	35	40	45	50	55	60	65	
0000	56	0	45	0	10	1	0	0	0	0	0	0	0	24	42.9	10	17.9	0	0	29.9	35.6	0	0	0	1	7	24	14	8	2	0	0	0	0	
0100	20	0	14	0	6	0	0	0	0	0	0	0	0	11	55	3	15	0	0	31.1	34.2	0	0	0	0	0	9	8	2	1	0	0	0	0	
0200	25	0	20	0	5	0	0	0	0	0	0	0	0	17	68	8	32	0	0	33	38.9	0	0	0	0	3	5	9	5	3	0	0	0	0	
0300	23	1	15	0	7	0	0	0	0	0	0	0	0	16	69.6	8	34.8	1	4.3	32	36.7	0	0	0	0	3	4	8	6	1	1	0	0	0	
0400	25	0	18	0	7	0	0	0	0	0	0	0	0	18	72	8	32	0	0	32.4	36.5	0	0	0	0	2	5	10	7	1	0	0	0	0	
0500	87	3	60	0	22	0	1	0	0	1	0	0	0	50	57.5	18	20.7	1	1.1	30.8	36.7	0	0	2	0	11	24	32	13	4	0	1	0	0	
0600	257	4	217	0	31	4	0	0	1	0	0	0	0	114	44.4	27	10.5	0	0	29.9	33.8	0	0	2	1	22	118	87	21	6	0	0	0	0	
0700	**734**	**17**	**629**	**4**	**82**	**0**	**1**	**1**	**0**	**0**	**0**	**0**	**0**	**208**	**28.3**	**31**	**4.2**	**0**	**0**	**27.8**	**31.8**	**0**	**0**	**10**	**28**	**105**	**383**	**177**	**31**	**0**	**0**	**0**	**0**	**0**	
0800	668	16	568	2	80	1	1	0	0	0	0	0	0	214	32	31	4.6	3	0.4	28.3	31.8	0	0	10	9	98	337	183	24	4	1	2	0	0	
0900	567	9	494	1	59	0	2	2	0	0	0	0	0	137	24.2	21	3.7	1	0.2	27.2	31.3	0	0	13	37	91	289	116	17	3	1	0	0	0	
1000	525	9	452	2	50	3	7	0	1	0	1	0	0	92	17.5	7	1.3	1	0.2	26.1	30.2	0	1	17	32	138	245	85	4	2	0	1	0	0	
1100	525	9	455	1	57	0	2	0	0	1	0	0	0	124	23.6	21	4	3	0.6	27.5	31.1	0	0	7	14	114	266	103	15	3	3	0	0	0	
1200	543	11	475	2	52	1	1	0	0	1	0	0	0	119	21.9	12	2.2	0	0	26.6	30.9	0	0	8	33	146	237	107	12	0	0	0	0	0	
1300	589	8	523	1	55	2	0	0	0	0	0	0	0	135	22.9	19	3.2	0	0	26.9	30.9	0	0	10	19	143	282	116	17	2	0	0	0	0	
1400	637	8	564	2	60	2	0	1	0	0	0	0	0	85	13.3	10	1.6	0	0	26	29.3	0	0	14	37	181	320	75	8	2	0	0	0	0	
1500	580	6	520	4	50	0	0	0	0	0	0	0	0	151	26	25	4.3	0	0	27.5	31.1	0	1	3	20	109	296	126	23	2	0	0	0	0	
1600	796	13	706	5	68	1	3	0	0	0	0	0	0	161	20.2	29	3.6	0	0	26.1	30.6	1	5	22	65	192	350	132	26	3	0	0	0	0	
1700	**823**	**31**	**737**	**11**	**39**	**1**	**3**	**0**	**1**	**0**	**0**	**0**	**0**	**122**	**14.8**	**13**	**1.6**	**0**	**0**	**24.6**	**29.8**	**0**	**13**	**33**	**110**	**228**	**317**	**109**	**12**	**1**	**0**	**0**	**0**	**0**	
1800	694	14	634	2	42	0	2	0	0	0	0	0	0	109	15.7	13	1.9	0	0	25.5	30.2	0	0	26	84	160	315	96	12	1	0	0	0	0	
1900	482	12	433	0	34	0	2	0	0	0	1	0	0	118	24.5	23	4.8	1	0.2	27.2	31.3	0	0	8	24	110	222	95	18	4	1	0	0	0	
2000	337	7	314	0	16	0	0	0	0	0	0	0	0	99	29.4	17	5	1	0.3	28	31.5	0	1	4	9	41	183	82	14	2	1	0	0	0	
2100	260	1	241	1	17	0	0	0	0	0	0	0	0	107	41.2	17	6.5	3	1.2	29.3	32.9	0	0	0	4	33	116	90	14	0	1	2	0	0	
2200	188	3	174	1	10	0	0	0	0	0	0	0	0	68	36.2	15	8	1	0.5	28.4	33.1	0	1	2	2	39	76	53	12	2	1	0	0	0	
2300	87	1	74	0	12	0	0	0	0	0	0	0	0	43	49.4	7	8	1	1.1	29.4	33.3	0	0	1	2	10	31	36	5	1	1	0	0	0	
07-19	**7681**	**151**	**6757**	**37**	**694**	**11**	**22**	**4**	**2**	**2**	**1**	**0**	**0**	**1657**	**21.6**	**232**	**3**	**8**	**0.1**	**26.6**	**30.9**	**1**	**20**	**173**	**488**	**1705**	**3637**	**1425**	**201**	**23**	**5**	**3**	**0**	**0**	
06-22	**9017**	**175**	**7962**	**38**	**792**	**15**	**24**	**4**	**3**	**2**	**2**	**0**	**0**	**2095**	**23.2**	**316**	**3.5**	**13**	**0.1**	**26.9**	**31.1**	**1**	**21**	**187**	**526**	**1911**	**4276**	**1779**	**268**	**35**	**8**	**5**	**0**	**0**	
06-00	**9292**	**179**	**8210**	**39**	**814**	**15**	**24**	**4**	**3**	**2**	**2**	**0**	**0**	**2206**	**23.7**	**338**	**3.6**	**15**	**0.2**	**26.9**	**31.1**	**1**	**22**	**190**	**530**	**1960**	**4383**	**1868**	**285**	**38**	**10**	**5**	**0**	**0**	
00-00	**9528**	**183**	**8382**	**39**	**871**	**16**	**25**	**4**	**3**	**3**	**2**	**0**	**0**	**2342**	**24.6**	**393**	**4.1**	**17**	**0.2**	**27**	**31.3**	**1**	**22**	**192**	**531**	**1986**	**4454**	**1949**	**326**	**50**	**11**	**6**	**0**	**0**	

Site 1
Location B6415 - approx 50 metres west of A199
Direction East West

6022 / Musselburgh 1
February 2016 B6415 - approx 50 metres west of A199
Automatic Traffic Count East West

Friday, 26 February 2016

Friday, 26 February 2016

Time	Total	Classification												>PSL	>PSL%	>SL1	>SL1%	>SL2	>SL2%	Mean	Vpp	Spe												
		1	2	3	4	5	6	7	8	9	10	11	12	30	30	35	35	45	45		85	0 -	5 -	10 -	15 -	20 -	25 -	30 -	35 -	40 -	45 -	50 -	55 -	60 -
		MCL	SV	SVT	TB2	TB3	T4	ART3	ART4	ART5	ART6	BD	DRT			ACPO	ACPO	DfT	DfT			5	10	15	20	25	30	35	40	45	50	55	60	65
0000	63	0	52	0	10	0	0	0	0	1	0	0	0	34	54	13	20.6	2	3.2	30.9	36.5	0	0	1	1	5	22	21	10	1	2	0	0	0
0100	27	0	21	0	6	0	0	0	0	0	0	0	0	20	74.1	10	37	0	0	33.2	38.3	0	0	0	0	1	6	10	8	2	0	0	0	0
0200	12	0	8	0	4	0	0	0	0	0	0	0	0	8	66.7	2	16.7	0	0	32	34.4	0	0	0	0	1	3	6	2	0	0	0	0	0
0300	18	0	13	0	5	0	0	0	0	0	0	0	0	13	72.2	7	38.9	0	0	33	35.8	0	0	0	0	0	5	6	7	0	0	0	0	0
0400	31	0	25	0	6	0	0	0	0	0	0	0	0	23	74.2	9	29	0	0	32.7	37.4	0	0	0	0	1	7	14	8	1	0	0	0	0
0500	84	2	54	0	28	0	0	0	0	0	0	0	0	52	61.9	16	19	2	2.4	31.2	35.3	0	0	0	0	12	20	36	11	3	2	0	0	0
0600	242	3	202	0	34	2	1	0	0	0	0	0	0	148	61.2	33	13.6	0	0	30.9	34.7	0	0	0	4	17	73	115	29	4	0	0	0	0
0700	**689**	**15**	**586**	**2**	**85**	**0**	**1**	**0**	**0**	**0**	**0**	**0**	**0**	**242**	**35.1**	**22**	**3.2**	**2**	**0.3**	**28.2**	**32**	**0**	**0**	**6**	**19**	**120**	**302**	**220**	**18**	**2**	**2**	**0**	**0**	**0**
0800	634	18	539	5	70	1	0	0	0	1	0	0	0	193	30.4	15	2.4	0	0	27.6	32	1	1	14	26	95	304	178	13	2	0	0	0	0
0900	538	9	462	1	64	0	0	2	0	0	0	0	0	135	25.1	18	3.3	0	0	27.5	31.5	0	0	13	18	85	287	117	18	0	0	0	0	0
1000	526	2	450	0	70	3	0	0	0	1	0	0	0	108	20.5	11	2.1	0	0	27.2	30.6	0	0	2	13	136	267	97	9	2	0	0	0	0
1100	566	8	485	4	65	1	2	1	0	0	0	0	0	132	23.3	18	3.2	1	0.2	26.9	31.1	0	1	6	25	143	259	114	16	1	1	0	0	0
1200	636	13	567	1	55	0	0	0	0	0	0	0	0	123	19.3	22	3.5	0	0	26.7	30.6	0	1	9	38	145	320	101	20	2	0	0	0	0
1300	682	11	602	3	65	0	0	0	0	1	0	0	0	144	21.1	18	2.6	1	0.1	26.5	30.9	1	1	13	41	148	334	126	16	1	1	0	0	0
1400	685	9	613	4	59	0	0	0	0	0	0	0	0	112	16.4	15	2.2	0	0	26.2	30	0	0	16	33	202	322	97	12	3	0	0	0	0
1500	708	9	646	4	46	0	1	0	2	0	0	0	0	179	25.3	26	3.7	1	0.1	26.3	31.3	0	1	28	60	150	290	153	25	0	1	0	0	0
1600	770	9	713	0	44	0	3	0	0	0	1	0	0	194	25.2	24	3.1	1	0.1	27	31.1	0	0	12	51	148	365	170	20	3	1	0	0	0
1700	**790**	**28**	**712**	**7**	**42**	**0**	**0**	**0**	**1**	**0**	**0**	**0**	**0**	**153**	**19.4**	**20**	**2.5**	**0**	**0**	**26.3**	**30.6**	**0**	**1**	**11**	**60**	**199**	**366**	**133**	**16**	**4**	**0**	**0**	**0**	**0**
1800	584	14	524	1	43	0	2	0	0	0	0	0	0	104	17.8	12	2.1	0	0	26.2	30.2	0	0	9	37	173	261	92	11	1	0	0	0	0
1900	435	3	402	0	29	0	0	0	1	0	0	0	0	112	25.7	13	3	1	0.2	27.7	31.3	0	0	3	6	87	227	99	9	3	1	0	0	0
2000	285	3	259	0	22	0	1	0	0	0	0	0	0	79	27.7	13	4.6	0	0	28.2	31.3	0	0	2	5	42	157	66	13	0	0	0	0	0
2100	228	2	201	1	23	0	1	0	0	0	0	0	0	79	34.6	16	7	3	1.3	28.9	32	0	0	4	1	30	114	63	10	3	2	0	1	0
2200	191	4	174	0	13	0	0	0	0	0	0	0	0	63	33	15	7.9	2	1	28.9	32.2	1	0	1	5	17	104	48	10	3	1	1	0	0
2300	160	1	145	0	14	0	0	0	0	0	0	0	0	58	36.3	10	6.3	0	0	29.2	32.2	0	0	1	1	12	88	48	9	1	0	0	0	0
07-19	**7808**	**145**	**6899**	**32**	**708**	**5**	**9**	**3**	**3**	**3**	**1**	**0**	**0**	**1819**	**23.3**	**221**	**2.8**	**6**	**0.1**	**26.9**	**31.1**	**2**	**6**	**139**	**421**	**1744**	**3677**	**1598**	**194**	**21**	**6**	**0**	**0**	**0**
06-22	**8998**	**156**	**7963**	**33**	**816**	**7**	**12**	**3**	**4**	**3**	**1**	**0**	**0**	**2237**	**24.9**	**296**	**3.3**	**10**	**0.1**	**27.1**	**31.3**	**2**	**6**	**148**	**437**	**1920**	**4248**	**1941**	**255**	**31**	**9**	**0**	**1**	**0**
06-00	**9349**	**161**	**8282**	**33**	**843**	**7**	**12**	**3**	**4**	**3**	**1**	**0**	**0**	**2358**	**25.2**	**321**	**3.4**	**12**	**0.1**	**27.2**	**31.3**	**3**	**6**	**150**	**443**	**1949**	**4440**	**2037**	**274**	**35**	**10**	**1**	**1**	**0**
00-00	**9584**	**163**	**8455**	**33**	**902**	**7**	**12**	**3**	**4**	**4**	**1**	**0**	**0**	**2508**	**26.2**	**378**	**3.9**	**16**	**0.2**	**27.3**	**31.5**	**3**	**6**	**151**	**444**	**1969**	**4503**	**2130**	**320**	**42**	**14**	**1**	**1**	**0**

Site 1
Location B6415 - approx 50 metres west of A199
Direction East West

6022 / Musselburgh 1
February 2016 B6415 - approx 50 metres west of A199
Automatic Traffic Count East West

Saturday, 27 February 2016

Saturday, 27 February 2016

Time	Total	Classification												>PSL	>PSL%	>SL1	>SL1%	>SL2	>SL2%	Mean	Vpp	Spe													
		1	2	3	4	5	6	7	8	9	10	11	12	30	30	35	35	45	45		85	0 -	5 -	10 -	15 -	20 -	25 -	30 -	35 -	40 -	45 -	50 -	55 -	60 -
		MCL	SV	SVT	TB2	TB3	T4	ART3	ART4	ART5	ART6	BD	DRT			ACPO	ACPO	DfT	DfT			5	10	15	20	25	30	35	40	45	50	55	60	65	
0000	120	1	100	0	19	0	0	0	0	0	0	0	0	53	44.2	13	10.8	0	0	29.1	33.8	0	0	0	3	19	45	40	12	1	0	0	0	0	0
0100	75	0	59	0	15	0	0	0	1	0	0	0	0	40	53.3	13	17.3	0	0	31.1	35.3	0	0	0	0	4	31	27	9	4	0	0	0	0	0
0200	30	1	23	0	6	0	0	0	0	0	0	0	0	17	56.7	2	6.7	1	3.3	30.9	34.4	0	0	0	0	1	12	15	1	0	1	0	0	0	0
0300	46	1	36	0	9	0	0	0	0	0	0	0	0	33	71.7	11	23.9	1	2.2	33	37.6	0	0	0	0	2	11	22	7	3	1	0	0	0	0
0400	36	0	24	0	12	0	0	0	0	0	0	0	0	18	50	7	19.4	0	0	30.9	36.2	0	0	0	0	3	15	11	6	1	0	0	0	0	0
0500	59	1	41	0	17	0	0	0	0	0	0	0	0	36	61	11	18.6	1	1.7	31.1	36	0	0	0	3	5	15	25	9	1	0	1	0	0	0
0600	112	1	84	0	24	3	0	0	0	0	0	0	0	59	52.7	17	15.2	0	0	30.4	34.4	0	0	0	2	12	39	42	14	3	0	0	0	0	0
0700	175	3	147	0	24	0	0	0	0	1	0	0	0	92	52.6	23	13.1	0	0	30.2	34.4	0	0	0	3	12	68	69	18	5	0	0	0	0	0
0800	335	12	290	0	30	0	2	0	0	0	1	0	0	141	42.1	25	7.5	1	0.3	29	33.1	0	0	6	12	25	151	116	22	2	1	0	0	0	0
0900	460	12	413	0	34	1	0	0	0	0	0	0	0	125	27.2	16	3.5	1	0.2	27.6	31.8	0	1	10	15	80	229	109	15	0	1	0	0	0	0
1000	561	15	498	2	42	0	2	0	0	1	1	0	0	128	22.8	19	3.4	2	0.4	27	30.9	0	1	10	38	93	291	109	17	0	2	0	0	0	0
1100	**645**	**24**	**575**	**2**	**43**	**0**	**0**	**0**	**0**	**0**	**1**	**0**	**0**	**90**	**14**	**8**	**1.2**	**0**	**0**	**26**	**29.8**	**0**	**0**	**20**	**44**	**166**	**325**	**82**	**6**	**2**	**0**	**0**	**0**	**0**
1200	702	18	646	2	35	0	1	0	0	0	0	0	0	146	20.8	22	3.1	0	0	26.8	30.6	0	2	7	33	170	344	124	19	3	0	0	0	0	0
1300	695	9	651	2	32	0	1	0	0	0	0	0	0	156	22.4	18	2.6	1	0.1	27.3	30.9	0	0	5	21	157	356	138	16	1	0	1	0	0
1400	**734**	**17**	**678**	**1**	**37**	**0**	**1**	**0**	**0**	**0**	**0**	**0**	**0**	**153**	**20.8**	**18**	**2.5**	**0**	**0**	**26.5**	**30.9**	**0**	**3**	**18**	**37**	**172**	**351**	**135**	**18**	**0**	**0**	**0**	**0**	**0**
1500	656	16	600	1	37	0	2	0	0	0	0	0	0	112	17.1	8	1.2	0	0	26.4	30.2	0	1	17	26	160	340	104	8	0	0	0	0	0
1600	658	9	614	1	32	1	1	0	0	0	0	0	0	128	19.5	17	2.6	0	0	27	30.6	0	4	6	14	163	343	111	16	1	0	0	0	0
1700	601	5	562	0	33	0	1	0	0	0	0	0	0	132	22	18	3	0	0	27.2	30.9	0	0	4	12	166	287	114	15	3	0	0	0	0
1800	467	4	430	1	31	0	1	0	0	0	0	0	0	118	25.3	22	4.7	0	0	27.5	31.1	0	0	3	21	99	226	96	20	2	0	0	0	0
1900	370	4	336	1	27	0	1	0	1	0	0	0	0	103	27.8	20	5.4	0	0	27.7	31.8	0	0	11	4	72	180	83	16	4	0	0	0	0
2000	237	2	218	0	17	0	0	0	0	0	0	0	0	88	37.1	16	6.8	1	0.4	29.2	32.4	0	0	0	1	35	113	72	12	3	1	0	0	0
2100	195	3	176	0	16	0	0	0	0	0	0	0	0	81	41.5	18	9.2	1	0.5	29.2	33.3	0	1	0	7	24	82	63	15	2	0	1	0	0
2200	159	0	143	0	16	0	0	0	0	0	0	0	0	66	41.5	14	8.8	0	0	29	33.3	0	0	1	4	20	68	52	11	3	0	0	0	0
2300	141	1	119	0	21	0	0	0	0	0	0	0	0	58	41.1	14	9.9	0	0	29.4	33.3	0	1	0	0	17	65	44	8	6	0	0	0	0
07-19	**6689**	**144**	**6104**	**12**	**410**	**2**	**12**	**0**	**0**	**2**	**3**	**0**	**0**	**1521**	**22.7**	**214**	**3.2**	**5**	**0.1**	**27.1**	**31.1**	**0**	**12**	**106**	**276**	**1463**	**3311**	**1307**	**190**	**19**	**4**	**1**	**0**	**0**
06-22	**7603**	**154**	**6918**	**13**	**494**	**5**	**13**	**0**	**1**	**2**	**3**	**0**	**0**	**1852**	**24.4**	**285**	**3.7**	**7**	**0.1**	**27.3**	**31.3**	**0**	**13**	**117**	**290**	**1606**	**3725**	**1567**	**247**	**31**	**5**	**2**	**0**	**0**
06-00	**7903**	**155**	**7180**	**13**	**531**	**5**	**13**	**0**	**1**	**2**	**3**	**0**	**0**	**1976**	**25**	**313**	**4**	**7**	**0.1**	**27.4**	**31.3**	**0**	**14**	**118**	**294**	**1643**	**3858**	**1663**	**266**	**40**	**5**	**2**	**0**	**0**
00-00	**8269**	**159**	**7463**	**13**	**609**	**5**	**13**	**0**	**2**	**2**	**3**	**0**	**0**	**2173**	**26.3**	**370**	**4.5**	**10**	**0.1**	**27.5**	**31.5**	**0**	**14**	**118**	**300**	**1677**	**3987**	**1803**	**310**	**50**	**7**	**3**	**0**	**0**

Site 1
Location B6415 - approx 50 metres west of A199
Direction East West

6022 / Musselburgh 1
February 2016 B6415 - approx 50 metres west of A199
Automatic Traffic Count East West

Sunday, 28 February 2016

Sunday, 28 February 2016

Time	Total	Classification												>PSL	>PSL%	>SL1	>SL1%	>SL2	>SL2%	Mean	Vpp	Spe												
		1	2	3	4	5	6	7	8	9	10	11	12	30	30	35	35	45	45		85	0 -	5 -	10 -	15 -	20 -	25 -	30 -	35 -	40 -	45 -	50 -	55 -	60 -
		MCL	SV	SVT	TB2	TB3	T4	ART3	ART4	ART5	ART6	BD	DRT			ACPO	ACPO	DfT	DfT			5	10	15	20	25	30	35	40	45	50	55	60	65
0000	127	1	104	0	22	0	0	0	0	0	0	0	0	78	61.4	24	18.9	1	0.8	31.2	35.3	0	0	1	0	4	44	54	22	1	1	0	0	0
0100	78	1	58	0	19	0	0	0	0	0	0	0	0	61	78.2	24	30.8	1	1.3	33.3	36.7	0	0	0	0	2	15	37	20	3	0	0	0	1
0200	65	1	46	0	18	0	0	0	0	0	0	0	0	36	55.4	11	16.9	1	1.5	31.1	34.9	0	0	1	0	4	24	25	9	1	1	0	0	0
0300	46	1	34	0	11	0	0	0	0	0	0	0	0	38	82.6	17	37	3	6.5	34.3	38.9	0	0	0	1	1	6	21	10	4	3	0	0	0
0400	51	0	40	0	10	0	0	0	0	1	0	0	0	34	66.7	16	31.4	0	0	32.9	37.8	0	0	0	0	3	14	18	12	4	0	0	0	0
0500	45	0	37	0	8	0	0	0	0	0	0	0	0	31	68.9	16	35.6	4	8.9	33.7	39.1	0	0	0	0	0	14	15	11	1	4	0	0	0
0600	54	0	43	0	11	0	0	0	0	0	0	0	0	37	68.5	19	35.2	2	3.7	32.4	38.9	0	0	0	0	7	10	18	15	2	2	0	0	0
0700	90	3	74	0	12	1	0	0	0	0	0	0	0	62	68.9	24	26.7	1	1.1	31.7	36.7	0	1	2	0	2	23	38	20	3	1	0	0	0
0800	143	10	116	0	16	0	1	0	0	0	0	0	0	74	51.7	29	20.3	0	0	30.1	36	0	0	5	7	9	48	45	22	7	0	0	0	0
0900	299	20	255	1	19	1	2	0	0	0	0	1	0	140	46.8	27	9	1	0.3	29	33.8	0	1	9	12	25	112	113	21	5	1	0	0	0
1000	522	24	474	1	21	0	2	0	0	0	0	0	0	188	36	20	3.8	0	0	27.8	32.2	0	1	9	39	68	217	168	19	1	0	0	0	0
1100	**617**	**36**	**556**	**3**	**17**	**0**	**4**	**0**	**0**	**0**	**0**	**0**	**1**	**160**	**25.9**	**13**	**2.1**	**0**	**0**	**26.8**	**31.1**	**0**	**0**	**24**	**41**	**106**	**286**	**147**	**12**	**1**	**0**	**0**	**0**	**0**
1200	799	24	743	3	27	0	2	0	0	0	0	0	0	173	21.7	21	2.6	2	0.3	26.8	30.6	1	2	17	39	149	418	152	18	1	2	0	0	0
1300	800	29	744	3	19	0	3	0	1	0	0	0	1	140	17.5	17	2.1	3	0.4	26.6	30.2	0	4	31	22	170	433	123	11	3	1	0	0	0
1400	835	23	786	3	20	0	2	0	0	0	1	0	0	88	10.5	11	1.3	0	0	25.2	29.3	0	7	21	74	247	398	77	11	0	0	0	0	0
1500	**854**	**17**	**805**	**3**	**27**	**1**	**1**	**0**	**0**	**0**	**0**	**0**	**0**	**116**	**13.6**	**8**	**0.9**	**1**	**0.1**	**26**	**29.5**	**0**	**2**	**10**	**45**	**261**	**420**	**108**	**5**	**2**	**1**	**0**	**0**	**0**
1600	751	16	707	3	24	0	0	0	0	0	1	0	0	126	16.8	17	2.3	0	0	26.4	30.2	0	3	13	43	174	392	109	17	0	0	0	0	0
1700	627	10	595	0	21	0	0	0	1	0	0	0	0	117	18.7	17	2.7	1	0.2	26.4	30.4	0	11	12	35	129	323	100	13	3	1	0	0	0
1800	445	7	418	2	17	0	1	0	0	0	0	0	0	121	27.2	13	2.9	0	0	27.3	31.8	0	1	6	22	83	212	108	13	0	0	0	0	0
1900	331	0	314	1	16	0	0	0	0	0	0	0	0	107	32.3	16	4.8	1	0.3	28.7	32.2	0	1	1	6	37	179	91	12	3	0	0	1	0
2000	244	2	221	1	17	0	3	0	0	0	0	0	0	67	27.5	16	6.6	2	0.8	28	31.5	0	0	3	6	53	115	51	11	3	2	0	0	0
2100	175	1	156	0	18	0	0	0	0	0	0	0	0	74	42.3	16	9.1	2	1.1	29.5	33.8	0	0	1	2	20	78	58	14	0	2	0	0	0
2200	103	0	93	0	10	0	0	0	0	0	0	0	0	58	56.3	14	13.6	1	1	30.8	34.4	0	0	0	0	10	35	44	9	4	1	0	0	0
2300	86	0	76	0	10	0	0	0	0	0	0	0	0	54	62.8	22	25.6	3	3.5	31.5	37.1	0	0	0	2	6	24	32	18	1	3	0	0	0
07-19	**6782**	**219**	**6273**	**22**	**240**	**3**	**18**	**0**	**2**	**0**	**2**	**1**	**2**	**1505**	**22.2**	**217**	**3.2**	**9**	**0.1**	**26.7**	**30.9**	**1**	**33**	**159**	**379**	**1423**	**3282**	**1288**	**182**	**26**	**7**	**0**	**0**	**0**
06-22	**7586**	**222**	**7007**	**24**	**302**	**3**	**21**	**0**	**2**	**0**	**2**	**1**	**2**	**1790**	**23.6**	**284**	**3.7**	**16**	**0.2**	**27**	**31.1**	**1**	**34**	**164**	**393**	**1540**	**3664**	**1506**	**234**	**34**	**13**	**0**	**1**	**0**
06-00	**7775**	**222**	**7176**	**24**	**322**	**3**	**21**	**0**	**2**	**0**	**2**	**1**	**2**	**1902**	**24.5**	**320**	**4.1**	**20**	**0.3**	**27.1**	**31.3**	**1**	**34**	**164**	**395**	**1556**	**3723**	**1582**	**261**	**39**	**17**	**0**	**1**	**0**
00-00	**8187**	**226**	**7495**	**24**	**410**	**3**	**21**	**0**	**2**	**1**	**2**	**1**	**2**	**2180**	**26.6**	**428**	**5.2**	**30**	**0.4**	**27.3**	**31.8**	**1**	**34**	**166**	**396**	**1570**	**3840**	**1752**	**345**	**53**	**26**	**0**	**1**	**1**

Site 1
Location B6415 - approx 50 metres west of A199
Direction East West

Monday, 29 February 2016

6022 / Musselburgh 1
February 2016 B6415 - approx 50 metres west of A199
Automatic Traffic Count East West

Monday, 29 February 2016

Time	Total	Classification												>PSL	>PSL%	>SL1	>SL1%	>SL2	>SL2%	Mean	Vpp	Spe												
		1	2	3	4	5	6	7	8	9	10	11	12	30	30	35	35	45	45		85	0 -	5 -	10 -	15 -	20 -	25 -	30 -	35 -	40 -	45 -	50 -	55 -	60 -
		MCL	SV	SVT	TB2	TB3	T4	ART3	ART4	ART5	ART6	BD	DRT			ACPO	ACPO	DfT	DfT			5	10	15	20	25	30	35	40	45	50	55	60	65
0000	42	0	31	0	10	0	1	0	0	0	0	0	0	26	61.9	9	21.4	0	0	31.2	35.3	0	0	0	1	4	11	17	9	0	0	0	0	0
0100	21	0	15	0	6	0	0	0	0	0	0	0	0	12	57.1	2	9.5	0	0	31.4	34.2	0	0	0	0	0	9	10	1	1	0	0	0	0
0200	15	1	11	0	3	0	0	0	0	0	0	0	0	7	46.7	4	26.7	0	0	29.2	35.6	0	0	1	0	3	4	3	4	0	0	0	0	0
0300	18	0	12	0	6	0	0	0	0	0	0	0	0	12	66.7	1	5.6	0	0	30.8	33.6	0	0	0	0	1	5	11	1	0	0	0	0	0
0400	28	0	17	0	11	0	0	0	0	0	0	0	0	20	71.4	10	35.7	2	7.1	33.2	40.3	0	0	0	0	4	4	10	5	3	2	0	0	0
0500	83	2	61	0	20	0	0	0	0	0	0	0	0	54	65.1	29	34.9	1	1.2	32.5	38.3	0	0	0	2	7	20	25	21	7	1	0	0	0
0600	238	6	184	0	46	2	0	0	0	0	0	0	0	146	61.3	34	14.3	1	0.4	30.5	34.9	0	0	3	2	24	63	112	28	5	1	0	0	0
0700	**700**	**13**	**598**	**5**	**83**	**1**	**0**	**0**	**0**	**0**	**0**	**0**	**0**	**227**	**32.4**	**32**	**4.6**	**0**	**0**	**28.5**	**32**	**0**	**0**	**7**	**13**	**75**	**378**	**195**	**29**	**3**	**0**	**0**	**0**	**0**
0800	673	20	584	3	62	2	1	0	0	0	1	0	0	209	31.1	28	4.2	0	0	27.9	31.8	0	1	18	15	90	340	181	27	1	0	0	0	0
0900	514	10	433	0	63	3	2	1	2	0	0	0	0	149	29	21	4.1	1	0.2	27.8	32.2	0	1	4	24	80	256	128	18	2	1	0	0	0
1000	483	12	398	2	63	3	3	2	0	0	0	0	0	128	26.5	17	3.5	0	0	27.5	31.5	1	2	7	20	77	248	111	16	1	0	0	0	0
1100	562	14	473	2	69	1	3	0	0	0	0	0	0	111	19.8	18	3.2	1	0.2	26.8	30.6	0	2	12	26	119	292	93	15	2	1	0	0	0
1200	546	11	465	2	64	0	1	0	0	1	1	1	0	98	17.9	6	1.1	0	0	26.2	30.2	0	3	10	33	131	271	92	5	1	0	0	0	0
1300	552	14	482	1	52	1	1	1	0	0	0	0	0	119	21.6	19	3.4	0	0	26.3	30.9	0	2	15	35	151	230	100	18	1	0	0	0	0
1400	560	6	504	0	49	0	0	0	0	0	1	0	0	113	20.2	12	2.1	0	0	26.2	30.6	0	7	17	27	137	259	101	10	2	0	0	0	0
1500	621	6	562	3	48	0	1	1	0	0	0	0	0	112	18	12	1.9	1	0.2	26.5	30.2	0	1	14	27	158	309	100	7	4	1	0	0	0
1600	772	18	693	3	53	0	3	0	0	0	2	0	0	155	20.1	17	2.2	0	0	25.9	30.6	0	3	46	64	159	345	138	13	4	0	0	0	0
1700	**821**	**43**	**721**	**4**	**45**	**1**	**6**	**0**	**0**	**1**	**0**	**0**	**0**	**150**	**18.3**	**12**	**1.5**	**0**	**0**	**25.6**	**30.4**	**0**	**3**	**43**	**74**	**168**	**383**	**138**	**11**	**1**	**0**	**0**	**0**	**0**
1800	614	13	553	1	43	1	2	1	0	0	0	0	0	99	16.1	13	2.1	1	0.2	25.6	30.2	0	0	18	63	169	265	86	10	2	0	1	0	0
1900	415	5	382	0	27	0	0	0	0	0	1	0	0	96	23.1	19	4.6	0	0	27.3	31.3	0	1	4	11	108	195	77	16	3	0	0	0	0
2000	304	2	288	0	14	0	0	0	0	0	0	0	0	90	29.6	15	4.9	0	0	28.2	32.2	0	0	0	10	45	159	75	13	2	0	0	0	0
2100	224	1	202	1	19	0	0	0	0	1	0	0	0	82	36.6	19	8.5	1	0.4	29.5	33.3	0	0	2	1	18	121	63	12	6	1	0	0	0
2200	123	3	106	0	13	0	1	0	0	0	0	0	0	66	53.7	19	15.4	1	0.8	30	35.1	0	2	2	3	9	41	47	12	6	1	0	0	0
2300	70	2	55	0	13	0	0	0	0	0	0	0	0	41	58.6	21	30	3	4.3	31.4	37.4	0	0	1	3	6	19	20	16	2	3	0	0	0
07-19	**7418**	**180**	**6466**	**26**	**694**	**13**	**23**	**6**	**2**	**2**	**5**	**1**	**0**	**1670**	**22.5**	**207**	**2.8**	**4**	**0.1**	**26.7**	**31.1**	**1**	**25**	**211**	**421**	**1514**	**3576**	**1463**	**179**	**24**	**3**	**1**	**0**	**0**
06-22	**8599**	**194**	**7522**	**27**	**800**	**15**	**23**	**6**	**2**	**3**	**6**	**1**	**0**	**2084**	**24.2**	**294**	**3.4**	**6**	**0.1**	**27**	**31.3**	**1**	**26**	**220**	**445**	**1709**	**4114**	**1790**	**248**	**40**	**5**	**1**	**0**	**0**
06-00	**8792**	**199**	**7683**	**27**	**826**	**15**	**24**	**6**	**2**	**3**	**6**	**1**	**0**	**2191**	**24.9**	**334**	**3.8**	**10**	**0.1**	**27**	**31.3**	**1**	**28**	**223**	**451**	**1724**	**4174**	**1857**	**276**	**48**	**9**	**1**	**0**	**0**
00-00	**8999**	**202**	**7830**	**27**	**882**	**15**	**25**	**6**	**2**	**3**	**6**	**1**	**0**	**2322**	**25.8**	**389**	**4.3**	**13**	**0.1**	**27.1**	**31.5**	**1**	**28**	**224**	**454**	**1743**	**4227**	**1933**	**317**	**59**	**12**	**1**	**0**	**0**

Site 1
Location B6415 - approx 50 metres west of A199
Direction East West

6022 / Musselburgh 1
February 2016 B6415 - approx 50 metres west of A199
Automatic Traffic Count East West

Virtual Day (7)

Virtual Day (7)

Time	Total	Classification												>PSL	>PSL%	>SL1	>SL1%	>SL2	>SL2%	Mean	Vpp	Spe												
		1	2	3	4	5	6	7	8	9	10	11	12	30	30	35	35	45	45		85	0 -	5 -	10 -	15 -	20 -	25 -	30 -	35 -	40 -	45 -	50 -	55 -	60 -
		MCL	SV	SVT	TB2	TB3	T4	ART3	ART4	ART5	ART6	BD	DRT			ACPO	ACPO	DfT	DfT			5	10	15	20	25	30	35	40	45	50	55	60	65
0000	71	1	57	0	13	0	0	0	0	0	0	0	0	37	51.5	11	15.9	0	0.6	30.1	35.1	0	0	1	1	7	25	25	10	1	0	0	0	0
0100	36	0	27	0	9	0	0	0	0	0	0	0	0	24	65.6	9	24.1	0	0.4	32.2	36.2	0	0	0	0	1	11	15	7	2	0	0	0	0
0200	25	0	19	0	6	0	0	0	0	0	0	0	0	14	57.4	5	18.8	0	1.1	31.2	35.8	0	0	0	0	2	8	10	4	1	0	0	0	0
0300	29	0	21	0	7	0	0	0	0	0	0	0	0	21	71.6	8	28.9	1	3	33	37.6	0	0	0	0	1	7	12	6	2	1	0	0	0
0400	36	0	27	0	9	0	0	0	0	0	0	0	0	24	66.7	11	29.4	2	5.1	33.2	38.5	0	0	0	0	2	10	14	7	2	0	1	0	0
0500	75	2	53	0	19	0	0	0	0	0	0	0	0	45	59.6	18	23.7	1	1.9	31.4	36.9	0	0	1	1	7	22	27	13	3	1	0	0	0
0600	201	3	164	0	32	2	0	0	0	0	0	0	0	107	53.4	27	13.6	1	0.3	30.3	34.4	0	0	1	2	19	71	80	22	5	1	0	0	0
0700	563	12	480	3	66	1	1	0	0	0	0	0	0	187	33.2	29	5.1	1	0.1	28.4	32	0	0	5	13	79	279	158	25	3	0	0	0	0
0800	555	15	481	2	54	1	2	0	0	0	0	0	0	176	31.7	25	4.5	1	0.1	28	32	0	0	10	18	75	276	151	21	3	0	0	0	0
0900	493	12	421	1	55	1	1	1	0	0	0	0	0	132	26.7	20	4	1	0.2	27.3	31.8	0	1	12	28	84	237	112	17	2	1	0	0	0
1000	519	12	447	1	53	2	2	0	0	0	1	0	0	111	21.3	12	2.3	0	0.1	26.4	30.9	0	1	11	40	120	236	99	11	1	0	0	0	0
1100	**569**	**16**	**495**	**2**	**51**	**1**	**2**	**0**	**0**	**0**	**0**	**0**	**0**	**106**	**18.7**	**13**	**2.3**	**1**	**0.1**	**26.2**	**30.4**	**0**	**1**	**14**	**43**	**144**	**261**	**93**	**11**	**2**	**1**	**0**	**0**	**0**
1200	629	14	564	2	47	0	1	0	0	0	0	0	0	112	17.9	14	2.3	0	0	25.9	30.2	0	2	14	49	172	278	98	13	1	0	0	0	0
1300	644	13	579	2	47	1	1	0	0	0	0	0	0	117	18.1	15	2.3	1	0.1	26.1	30.4	0	1	17	40	177	292	102	13	1	0	0	0	0
1400	668	12	601	2	51	0	1	0	0	0	0	0	0	110	16.4	12	1.9	0	0	26	30.2	0	3	15	41	180	320	97	11	1	0	0	0	0
1500	665	10	605	3	45	0	1	0	0	0	0	0	0	126	18.9	15	2.2	1	0.1	26.4	30.4	0	1	13	37	166	322	111	13	1	1	0	0	0
1600	753	13	688	2	47	0	2	0	0	0	1	0	0	144	19.2	18	2.4	0	0	26.2	30.6	0	5	19	51	176	357	126	16	2	0	0	0	0
1700	**760**	**28**	**685**	**5**	**39**	**0**	**2**	**0**	**1**	**0**	**0**	**0**	**0**	**131**	**17.2**	**15**	**2**	**0**	**0**	**25.6**	**30.2**	**0**	**6**	**24**	**75**	**194**	**330**	**116**	**13**	**2**	**0**	**0**	**0**	**0**
1800	600	13	544	2	38	0	2	0	0	0	0	0	0	103	17.2	14	2.4	0	0	25.9	30.2	0	1	14	54	161	266	89	13	1	0	0	0	0
1900	430	5	395	0	28	0	1	0	0	0	0	0	0	108	25.1	17	4	1	0.2	27.5	31.5	0	1	5	14	88	215	91	13	3	0	0	0	0
2000	294	5	272	0	17	0	1	0	0	0	0	0	0	87	29.7	15	5	1	0.2	28.2	31.8	0	0	3	7	46	152	72	12	2	1	0	0	0
2100	240	3	218	0	18	0	0	0	0	0	0	0	0	88	36.9	17	7.1	2	0.7	28.9	32.7	0	0	3	4	31	114	71	14	2	1	1	0	0
2200	161	2	146	0	13	0	0	0	0	0	0	0	0	65	40.4	16	10.1	1	0.8	29.2	33.6	0	0	1	3	21	70	49	12	3	1	1	0	0
2300	102	1	87	0	13	0	0	0	0	0	0	0	0	46	45.4	14	14.1	1	1.1	29.8	34.7	0	0	1	2	11	42	32	11	2	1	0	0	0
07-19	**7417**	**170**	**6591**	**27**	**592**	**9**	**18**	**3**	**2**	**2**	**2**	**0**	**0**	**1555**	**21**	**203**	**2.7**	**6**	**0.1**	**26.5**	**30.9**	**1**	**23**	**166**	**488**	**1729**	**3455**	**1352**	**176**	**21**	**4**	**1**	**0**	**0**
06-22	**8582**	**186**	**7640**	**28**	**686**	**11**	**19**	**3**	**3**	**2**	**3**	**0**	**0**	**1946**	**22.7**	**279**	**3.3**	**9**	**0.1**	**26.7**	**31.1**	**1**	**24**	**178**	**514**	**1912**	**4006**	**1667**	**237**	**33**	**7**	**2**	**0**	**0**
06-00	**8846**	**190**	**7874**	**28**	**712**	**11**	**19**	**3**	**3**	**2**	**3**	**0**	**0**	**2057**	**23.3**	**310**	**3.5**	**11**	**0.1**	**26.8**	**31.1**	**1**	**25**	**180**	**519**	**1945**	**4118**	**1747**	**259**	**39**	**8**	**2**	**0**	**0**
00-00	**9118**	**193**	**8078**	**28**	**775**	**11**	**20**	**3**	**4**	**2**	**3**	**0**	**0**	**2222**	**24.4**	**371**	**4.1**	**16**	**0.2**	**27**	**31.3**	**1**	**25**	**182**	**522**	**1966**	**4201**	**1850**	**306**	**49**	**11**	**3**	**1**	**0**

Site 1
Location B6415 - approx 50 metres west of A199
Direction East West

6022 / Musselburgh 1
February 2016 B6415 - approx 50 metres west of A199
Automatic Traffic Count East West

Virtual Week (1)

Virtual Week (1)

Time	Total	Classification												>PSL	>PSL%	>SL1	>SL1%	>SL2	>SL2%	Mean	Vpp	Spe												
		1 MCL	2 SV	3 SVT	4 TB2	5 TB3	6 T4	7 ART3	8 ART4	9 ART5	10 ART6	11 BD	12 DRT	30	30	35 ACPO	35 ACPO	45 DfT	45 DfT		85	0 - 5	5 - 10	10 - 15	15 - 20	20 - 25	25 - 30	30 - 35	35 - 40	40 - 45	45 - 50	50 - 55	55 - 60	60 - 65
Mon	8999	202	7830	27	882	15	25	6	2	3	6	1	0	2322	25.8	389	4.3	13	0.1	27.1	31.5	1	28	224	454	1743	4227	1933	317	59	12	1	0	0
Tue	9586	220	8430	32	844	19	21	7	8	3	2	0	0	1642	17.1	271	2.8	10	0.1	25.6	30.2	2	37	267	984	2772	3882	1371	218	43	7	3	0	0
Wed	9676	200	8491	27	908	13	21	4	6	1	3	1	1	2384	24.6	370	3.8	19	0.2	27	31.3	1	33	155	545	2047	4511	2014	303	48	3	10	3	2
Thu	9528	183	8382	39	871	16	25	4	3	3	2	0	0	2342	24.6	393	4.1	17	0.2	27	31.3	1	22	192	531	1986	4454	1949	326	50	11	6	0	0
Fri	9584	163	8455	33	902	7	12	3	4	4	1	0	0	2508	26.2	378	3.9	16	0.2	27.3	31.5	3	6	151	444	1969	4503	2130	320	42	14	1	1	0
| Sat	8269	159	7463	13	609	5	13	0	2	2	3	0	0	2173	26.3	370	4.5	10	0.1	27.5	31.5	0	14	118	300	1677	3987	1803	310	50	7	3	0	0
| Sun	8187	226	7495	24	410	3	21	0	2	1	2	1	2	2180	26.6	428	5.2	30	0.4	27.3	31.8	1	34	166	396	1570	3840	1752	345	53	26	0	1	1
5 Day Ave.	**9475**	**194**	**8318**	**32**	**881**	**14**	**21**	**5**	**5**	**3**	**3**	**0**	**0**	**2240**	**23.6**	**360**	**3.8**	**15**	**0.2**	**26.8**	**31.2**	**2**	**25**	**198**	**592**	**2103**	**4315**	**1879**	**297**	**48**	**9**	**4**	**1**	**0**
7 Day Ave.	**9118**	**193**	**8078**	**28**	**775**	**11**	**20**	**3**	**4**	**2**	**3**	**0**	**0**	**2222**	**24.4**	**371**	**4.1**	**16**	**0.2**	**27.0**	**31.3**	**1**	**25**	**182**	**522**	**1966**	**4201**	**1850**	**306**	**49**	**11**	**3**	**1**	**0**
--	**63829**	**1353**	**56546**	**195**	**5426**	**78**	**138**	**24**	**27**	**17**	**19**	**3**	**3**	**15551**	**24.4**	**2599**	**4.1**	**115**	**0.2**	**27.0**	**31.3**	**9**	**174**	**1273**	**3654**	**13764**	**29404**	**12952**	**2139**	**345**	**80**	**24**	**5**	**3**

Summary Graphs

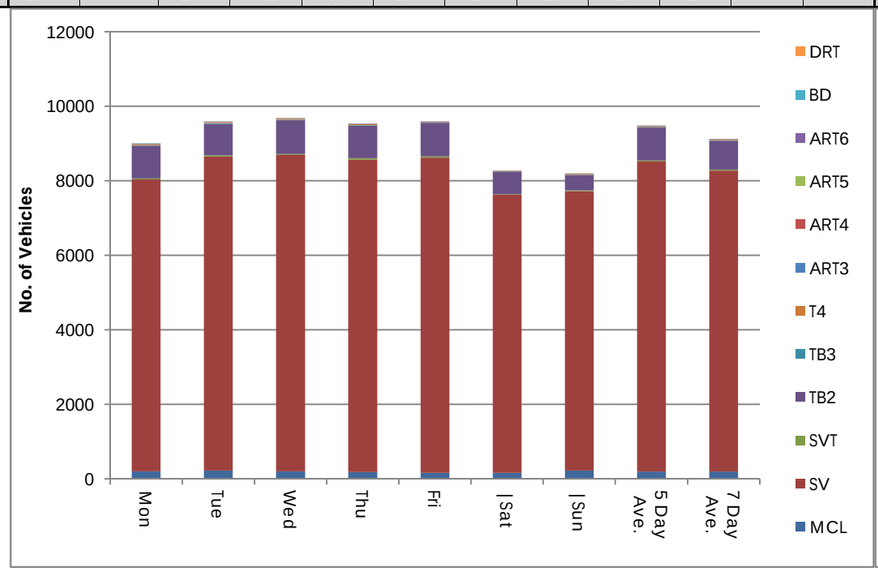

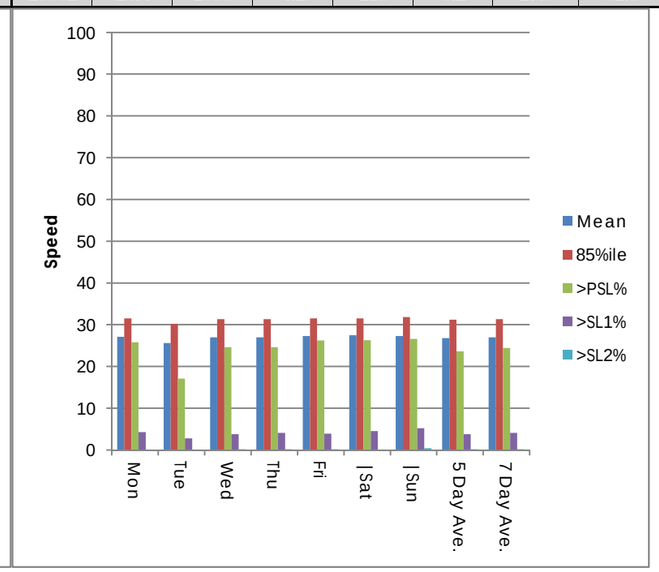

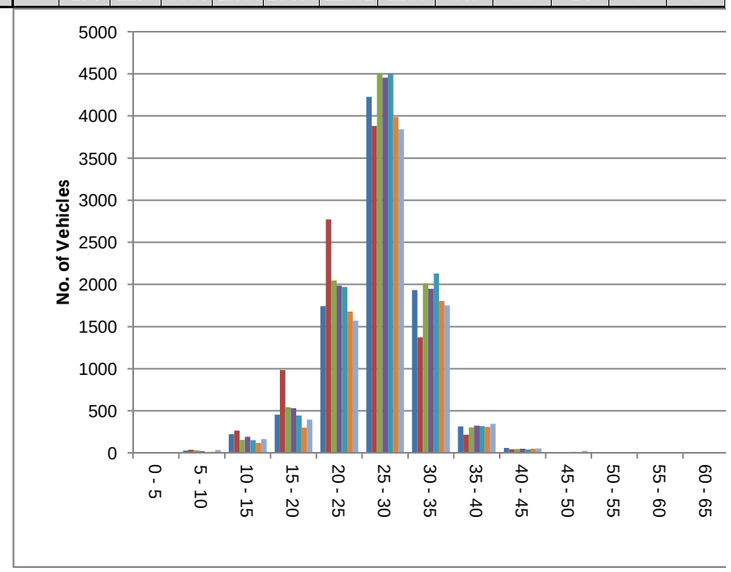

Site
Location
Direction

6022 / Musselburgh
February 2016
Automatic Traffic Count

Time	Total	ed Bins (mph)														
		65 - 70	70 - 75	75 - 80	80 - 85	85 - 90	90 - 95	95 - 100	100 - 105	105 - 110	110 - 115	115 - 120	120 - 125	125 - 130	130 - 135	135 - 140
0000	39	0	0	0	0	0	0	0	0	0	0	0	0	0	0	0
0100	14	0	0	0	0	0	0	0	0	0	0	0	0	0	0	0
0200	17	0	0	0	0	0	0	0	0	0	0	0	0	0	0	0
0300	18	0	0	0	0	0	0	0	0	0	0	0	0	0	0	0
0400	28	0	0	0	0	0	0	0	0	0	0	0	0	0	0	0
0500	83	0	0	0	0	0	0	0	0	0	0	0	0	0	0	0
0600	255	0	0	0	0	0	0	0	0	0	0	0	0	0	0	0
0700	**787**	**0**	**0**	**0**	**0**	**0**	**0**	**0**	**0**	**0**	**0**	**0**	**0**	**0**	**0**	**0**
0800	728	0	0	0	0	0	0	0	0	0	0	0	0	0	0	0
0900	556	0	0	0	0	0	0	0	0	0	0	0	0	0	0	0
1000	505	0	0	0	0	0	0	0	0	0	0	0	0	0	0	0
1100	527	0	0	0	0	0	0	0	0	0	0	0	0	0	0	0
1200	589	0	0	0	0	0	0	0	0	0	0	0	0	0	0	0
1300	628	0	0	0	0	0	0	0	0	0	0	0	0	0	0	0
1400	611	0	0	0	0	0	0	0	0	0	0	0	0	0	0	0
1500	620	0	0	0	0	0	0	0	0	0	0	0	0	0	0	0
1600	762	0	0	0	0	0	0	0	0	0	0	0	0	0	0	0
1700	**863**	**0**	**0**	**0**	**0**	**0**	**0**	**0**	**0**	**0**	**0**	**0**	**0**	**0**	**0**	**0**
1800	711	0	0	0	0	0	0	0	0	0	0	0	0	0	0	0
1900	463	0	0	0	0	0	0	0	0	0	0	0	0	0	0	0
2000	317	0	0	0	0	0	0	0	0	0	0	0	0	0	0	0
2100	246	0	0	0	0	0	0	0	0	0	0	0	0	0	0	0
2200	141	0	0	0	0	0	0	0	0	0	0	0	0	0	0	0
2300	78	0	0	0	0	0	0	0	0	0	0	0	0	0	0	0
07-19	**7887**	**0**	**0**	**0**	**0**	**0**	**0**	**0**	**0**	**0**	**0**	**0**	**0**	**0**	**0**	**0**
06-22	**9168**	**0**	**0**	**0**	**0**	**0**	**0**	**0**	**0**	**0**	**0**	**0**	**0**	**0**	**0**	**0**
06-00	**9387**	**0**	**0**	**0**	**0**	**0**	**0**	**0**	**0**	**0**	**0**	**0**	**0**	**0**	**0**	**0**
00-00	**9586**	**0**	**0**	**0**	**0**	**0**	**0**	**0**	**0**	**0**	**0**	**0**	**0**	**0**	**0**	**0**

Site
Location
Direction

6022 / Musselburgh
February 2016
Automatic Traffic Count

Time	Total	ed Bins (mph)														
		65 - 70	70 - 75	75 - 80	80 - 85	85 - 90	90 - 95	95 - 100	100 - 105	105 - 110	110 - 115	115 - 120	120 - 125	125 - 130	130 - 135	135 - 140
0000	50	0	0	0	0	0	0	0	0	0	0	0	0	0	0	0
0100	18	0	0	0	0	0	0	0	0	0	0	0	0	0	0	0
0200	12	0	0	0	0	0	0	0	0	0	0	0	0	0	0	0
0300	32	0	0	0	0	0	0	0	0	0	0	0	0	0	0	0
0400	56	1	0	0	0	0	0	0	0	0	0	0	0	0	0	0
0500	86	0	0	0	0	0	0	0	0	0	0	0	0	0	0	0
0600	251	0	0	0	0	0	0	0	0	0	0	0	0	0	0	0
0700	**765**	**0**	**0**	**0**	**0**	**0**	**0**	**0**	**0**	**0**	**0**	**0**	**0**	**0**	**0**	**0**
0800	705	0	0	0	0	0	0	0	0	0	0	0	0	0	0	0
0900	520	0	0	0	0	0	0	0	0	0	0	0	0	0	0	0
1000	513	0	0	0	0	0	0	0	0	0	0	0	0	0	0	0
1100	539	0	0	0	0	0	0	0	0	0	0	0	0	0	0	0
1200	586	0	0	0	0	0	0	0	0	0	0	0	0	0	0	0
1300	559	0	0	0	0	0	0	0	0	0	0	0	0	0	0	0
1400	617	0	0	0	0	0	0	0	0	0	0	0	0	0	0	0
1500	615	0	0	0	0	0	0	0	0	0	0	0	0	0	0	0
1600	759	0	0	0	0	0	0	0	0	0	0	0	0	0	0	0
1700	**794**	**0**	**0**	**0**	**0**	**0**	**0**	**0**	**0**	**0**	**0**	**0**	**0**	**0**	**0**	**0**
1800	682	0	0	0	0	0	0	0	0	0	0	0	0	0	0	0
1900	512	0	0	0	0	0	0	0	0	0	0	0	0	0	0	0
2000	336	0	0	0	0	0	0	0	0	0	0	0	0	0	0	0
2100	351	0	0	0	0	0	0	0	0	0	0	0	0	0	0	0
2200	224	0	0	0	0	0	0	0	0	0	0	0	0	0	0	0
2300	94	0	0	0	0	0	0	0	0	0	0	0	0	0	0	0
07-19	**7654**	**0**	**0**	**0**	**0**	**0**	**0**	**0**	**0**	**0**	**0**	**0**	**0**	**0**	**0**	**0**
06-22	**9104**	**0**	**0**	**0**	**0**	**0**	**0**	**0**	**0**	**0**	**0**	**0**	**0**	**0**	**0**	**0**
06-00	**9422**	**0**	**0**	**0**	**0**	**0**	**0**	**0**	**0**	**0**	**0**	**0**	**0**	**0**	**0**	**0**
00-00	**9676**	**1**	**0**	**0**	**0**	**0**	**0**	**0**	**0**	**0**	**0**	**0**	**0**	**0**	**0**	**0**

Site
Location
Direction

6022 / Musselburgh
February 2016
Automatic Traffic Count

Time	Total	ed Bins (mph)														
		65 - 70	70 - 75	75 - 80	80 - 85	85 - 90	90 - 95	95 - 100	100 - 105	105 - 110	110 - 115	115 - 120	120 - 125	125 - 130	130 - 135	135 - 140
0000	56	0	0	0	0	0	0	0	0	0	0	0	0	0	0	0
0100	20	0	0	0	0	0	0	0	0	0	0	0	0	0	0	0
0200	25	0	0	0	0	0	0	0	0	0	0	0	0	0	0	0
0300	23	0	0	0	0	0	0	0	0	0	0	0	0	0	0	0
0400	25	0	0	0	0	0	0	0	0	0	0	0	0	0	0	0
0500	87	0	0	0	0	0	0	0	0	0	0	0	0	0	0	0
0600	257	0	0	0	0	0	0	0	0	0	0	0	0	0	0	0
0700	**734**	**0**	**0**	**0**	**0**	**0**	**0**	**0**	**0**	**0**	**0**	**0**	**0**	**0**	**0**	**0**
0800	668	0	0	0	0	0	0	0	0	0	0	0	0	0	0	0
0900	567	0	0	0	0	0	0	0	0	0	0	0	0	0	0	0
1000	525	0	0	0	0	0	0	0	0	0	0	0	0	0	0	0
1100	525	0	0	0	0	0	0	0	0	0	0	0	0	0	0	0
1200	543	0	0	0	0	0	0	0	0	0	0	0	0	0	0	0
1300	589	0	0	0	0	0	0	0	0	0	0	0	0	0	0	0
1400	637	0	0	0	0	0	0	0	0	0	0	0	0	0	0	0
1500	580	0	0	0	0	0	0	0	0	0	0	0	0	0	0	0
1600	796	0	0	0	0	0	0	0	0	0	0	0	0	0	0	0
1700	**823**	**0**	**0**	**0**	**0**	**0**	**0**	**0**	**0**	**0**	**0**	**0**	**0**	**0**	**0**	**0**
1800	694	0	0	0	0	0	0	0	0	0	0	0	0	0	0	0
1900	482	0	0	0	0	0	0	0	0	0	0	0	0	0	0	0
2000	337	0	0	0	0	0	0	0	0	0	0	0	0	0	0	0
2100	260	0	0	0	0	0	0	0	0	0	0	0	0	0	0	0
2200	188	0	0	0	0	0	0	0	0	0	0	0	0	0	0	0
2300	87	0	0	0	0	0	0	0	0	0	0	0	0	0	0	0
07-19	**7681**	**0**	**0**	**0**	**0**	**0**	**0**	**0**	**0**	**0**	**0**	**0**	**0**	**0**	**0**	**0**
06-22	**9017**	**0**	**0**	**0**	**0**	**0**	**0**	**0**	**0**	**0**	**0**	**0**	**0**	**0**	**0**	**0**
06-00	**9292**	**0**	**0**	**0**	**0**	**0**	**0**	**0**	**0**	**0**	**0**	**0**	**0**	**0**	**0**	**0**
00-00	**9528**	**0**	**0**	**0**	**0**	**0**	**0**	**0**	**0**	**0**	**0**	**0**	**0**	**0**	**0**	**0**

Site
Location
Direction

6022 / Musselburgh
February 2016
Automatic Traffic Count

Time	Total	ed Bins (mph)														
		65 - 70	70 - 75	75 - 80	80 - 85	85 - 90	90 - 95	95 - 100	100 - 105	105 - 110	110 - 115	115 - 120	120 - 125	125 - 130	130 - 135	135 - 140
0000	63	0	0	0	0	0	0	0	0	0	0	0	0	0	0	0
0100	27	0	0	0	0	0	0	0	0	0	0	0	0	0	0	0
0200	12	0	0	0	0	0	0	0	0	0	0	0	0	0	0	0
0300	18	0	0	0	0	0	0	0	0	0	0	0	0	0	0	0
0400	31	0	0	0	0	0	0	0	0	0	0	0	0	0	0	0
0500	84	0	0	0	0	0	0	0	0	0	0	0	0	0	0	0
0600	242	0	0	0	0	0	0	0	0	0	0	0	0	0	0	0
0700	**689**	**0**	**0**	**0**	**0**	**0**	**0**	**0**	**0**	**0**	**0**	**0**	**0**	**0**	**0**	**0**
0800	634	0	0	0	0	0	0	0	0	0	0	0	0	0	0	0
0900	538	0	0	0	0	0	0	0	0	0	0	0	0	0	0	0
1000	526	0	0	0	0	0	0	0	0	0	0	0	0	0	0	0
1100	566	0	0	0	0	0	0	0	0	0	0	0	0	0	0	0
1200	636	0	0	0	0	0	0	0	0	0	0	0	0	0	0	0
1300	682	0	0	0	0	0	0	0	0	0	0	0	0	0	0	0
1400	685	0	0	0	0	0	0	0	0	0	0	0	0	0	0	0
1500	708	0	0	0	0	0	0	0	0	0	0	0	0	0	0	0
1600	770	0	0	0	0	0	0	0	0	0	0	0	0	0	0	0
1700	**790**	**0**	**0**	**0**	**0**	**0**	**0**	**0**	**0**	**0**	**0**	**0**	**0**	**0**	**0**	**0**
1800	584	0	0	0	0	0	0	0	0	0	0	0	0	0	0	0
1900	435	0	0	0	0	0	0	0	0	0	0	0	0	0	0	0
2000	285	0	0	0	0	0	0	0	0	0	0	0	0	0	0	0
2100	228	0	0	0	0	0	0	0	0	0	0	0	0	0	0	0
2200	191	0	0	0	0	0	0	0	0	0	0	0	0	0	0	0
2300	160	0	0	0	0	0	0	0	0	0	0	0	0	0	0	0
07-19	**7808**	**0**	**0**	**0**	**0**	**0**	**0**	**0**	**0**	**0**	**0**	**0**	**0**	**0**	**0**	**0**
06-22	**8998**	**0**	**0**	**0**	**0**	**0**	**0**	**0**	**0**	**0**	**0**	**0**	**0**	**0**	**0**	**0**
06-00	**9349**	**0**	**0**	**0**	**0**	**0**	**0**	**0**	**0**	**0**	**0**	**0**	**0**	**0**	**0**	**0**
00-00	**9584**	**0**	**0**	**0**	**0**	**0**	**0**	**0**	**0**	**0**	**0**	**0**	**0**	**0**	**0**	**0**

Site
Location
Direction

6022 / Musselburgh
February 2016
Automatic Traffic Count

Time	Total	ed Bins (mph)														
		65 - 70	70 - 75	75 - 80	80 - 85	85 - 90	90 - 95	95 - 100	100 - 105	105 - 110	110 - 115	115 - 120	120 - 125	125 - 130	130 - 135	135 - 140
0000	120	0	0	0	0	0	0	0	0	0	0	0	0	0	0	0
0100	75	0	0	0	0	0	0	0	0	0	0	0	0	0	0	0
0200	30	0	0	0	0	0	0	0	0	0	0	0	0	0	0	0
0300	46	0	0	0	0	0	0	0	0	0	0	0	0	0	0	0
0400	36	0	0	0	0	0	0	0	0	0	0	0	0	0	0	0
0500	59	0	0	0	0	0	0	0	0	0	0	0	0	0	0	0
0600	112	0	0	0	0	0	0	0	0	0	0	0	0	0	0	0
0700	175	0	0	0	0	0	0	0	0	0	0	0	0	0	0	0
0800	335	0	0	0	0	0	0	0	0	0	0	0	0	0	0	0
0900	460	0	0	0	0	0	0	0	0	0	0	0	0	0	0	0
1000	561	0	0	0	0	0	0	0	0	0	0	0	0	0	0	0
1100	**645**	**0**	**0**	**0**	**0**	**0**	**0**	**0**	**0**	**0**	**0**	**0**	**0**	**0**	**0**	**0**
1200	702	0	0	0	0	0	0	0	0	0	0	0	0	0	0	0
1300	695	0	0	0	0	0	0	0	0	0	0	0	0	0	0	0
1400	**734**	**0**	**0**	**0**	**0**	**0**	**0**	**0**	**0**	**0**	**0**	**0**	**0**	**0**	**0**	**0**
1500	656	0	0	0	0	0	0	0	0	0	0	0	0	0	0	0
1600	658	0	0	0	0	0	0	0	0	0	0	0	0	0	0	0
1700	601	0	0	0	0	0	0	0	0	0	0	0	0	0	0	0
1800	467	0	0	0	0	0	0	0	0	0	0	0	0	0	0	0
1900	370	0	0	0	0	0	0	0	0	0	0	0	0	0	0	0
2000	237	0	0	0	0	0	0	0	0	0	0	0	0	0	0	0
2100	195	0	0	0	0	0	0	0	0	0	0	0	0	0	0	0
2200	159	0	0	0	0	0	0	0	0	0	0	0	0	0	0	0
2300	141	0	0	0	0	0	0	0	0	0	0	0	0	0	0	0
07-19	**6689**	**0**	**0**	**0**	**0**	**0**	**0**	**0**	**0**	**0**	**0**	**0**	**0**	**0**	**0**	**0**
06-22	**7603**	**0**	**0**	**0**	**0**	**0**	**0**	**0**	**0**	**0**	**0**	**0**	**0**	**0**	**0**	**0**
06-00	**7903**	**0**	**0**	**0**	**0**	**0**	**0**	**0**	**0**	**0**	**0**	**0**	**0**	**0**	**0**	**0**
00-00	**8269**	**0**	**0**	**0**	**0**	**0**	**0**	**0**	**0**	**0**	**0**	**0**	**0**	**0**	**0**	**0**

Site
Location
Direction

6022 / Musselburgh
February 2016
Automatic Traffic Count

Time	Total	ed Bins (mph)														
		65 - 70	70 - 75	75 - 80	80 - 85	85 - 90	90 - 95	95 - 100	100 - 105	105 - 110	110 - 115	115 - 120	120 - 125	125 - 130	130 - 135	135 - 140
0000	127	0	0	0	0	0	0	0	0	0	0	0	0	0	0	0
0100	78	0	0	0	0	0	0	0	0	0	0	0	0	0	0	0
0200	65	0	0	0	0	0	0	0	0	0	0	0	0	0	0	0
0300	46	0	0	0	0	0	0	0	0	0	0	0	0	0	0	0
0400	51	0	0	0	0	0	0	0	0	0	0	0	0	0	0	0
0500	45	0	0	0	0	0	0	0	0	0	0	0	0	0	0	0
0600	54	0	0	0	0	0	0	0	0	0	0	0	0	0	0	0
0700	90	0	0	0	0	0	0	0	0	0	0	0	0	0	0	0
0800	143	0	0	0	0	0	0	0	0	0	0	0	0	0	0	0
0900	299	0	0	0	0	0	0	0	0	0	0	0	0	0	0	0
1000	522	0	0	0	0	0	0	0	0	0	0	0	0	0	0	0
1100	**617**	**0**	**0**	**0**	**0**	**0**	**0**	**0**	**0**	**0**	**0**	**0**	**0**	**0**	**0**	**0**
1200	799	0	0	0	0	0	0	0	0	0	0	0	0	0	0	0
1300	800	0	0	0	0	2	0	0	0	0	0	0	0	0	0	0
1400	835	0	0	0	0	0	0	0	0	0	0	0	0	0	0	0
1500	**854**	**0**	**0**	**0**	**0**	**0**	**0**	**0**	**0**	**0**	**0**	**0**	**0**	**0**	**0**	**0**
1600	751	0	0	0	0	0	0	0	0	0	0	0	0	0	0	0
1700	627	0	0	0	0	0	0	0	0	0	0	0	0	0	0	0
1800	445	0	0	0	0	0	0	0	0	0	0	0	0	0	0	0
1900	331	0	0	0	0	0	0	0	0	0	0	0	0	0	0	0
2000	244	0	0	0	0	0	0	0	0	0	0	0	0	0	0	0
2100	175	0	0	0	0	0	0	0	0	0	0	0	0	0	0	0
2200	103	0	0	0	0	0	0	0	0	0	0	0	0	0	0	0
2300	86	0	0	0	0	0	0	0	0	0	0	0	0	0	0	0
07-19	**6782**	**0**	**0**	**0**	**0**	**2**	**0**	**0**	**0**	**0**	**0**	**0**	**0**	**0**	**0**	**0**
06-22	**7586**	**0**	**0**	**0**	**0**	**2**	**0**	**0**	**0**	**0**	**0**	**0**	**0**	**0**	**0**	**0**
06-00	**7775**	**0**	**0**	**0**	**0**	**2**	**0**	**0**	**0**	**0**	**0**	**0**	**0**	**0**	**0**	**0**
00-00	**8187**	**0**	**0**	**0**	**0**	**2**	**0**	**0**	**0**	**0**	**0**	**0**	**0**	**0**	**0**	**0**

Site
Location
Direction

6022 / Musselburgh
February 2016
Automatic Traffic Count

Time	Total	ed Bins (mph)														
		65 - 70	70 - 75	75 - 80	80 - 85	85 - 90	90 - 95	95 - 100	100 - 105	105 - 110	110 - 115	115 - 120	120 - 125	125 - 130	130 - 135	135 - 140
0000	42	0	0	0	0	0	0	0	0	0	0	0	0	0	0	0
0100	21	0	0	0	0	0	0	0	0	0	0	0	0	0	0	0
0200	15	0	0	0	0	0	0	0	0	0	0	0	0	0	0	0
0300	18	0	0	0	0	0	0	0	0	0	0	0	0	0	0	0
0400	28	0	0	0	0	0	0	0	0	0	0	0	0	0	0	0
0500	83	0	0	0	0	0	0	0	0	0	0	0	0	0	0	0
0600	238	0	0	0	0	0	0	0	0	0	0	0	0	0	0	0
0700	**700**	**0**	**0**	**0**	**0**	**0**	**0**	**0**	**0**	**0**	**0**	**0**	**0**	**0**	**0**	**0**
0800	673	0	0	0	0	0	0	0	0	0	0	0	0	0	0	0
0900	514	0	0	0	0	0	0	0	0	0	0	0	0	0	0	0
1000	483	0	0	0	0	0	0	0	0	0	0	0	0	0	0	0
1100	562	0	0	0	0	0	0	0	0	0	0	0	0	0	0	0
1200	546	0	0	0	0	0	0	0	0	0	0	0	0	0	0	0
1300	552	0	0	0	0	0	0	0	0	0	0	0	0	0	0	0
1400	560	0	0	0	0	0	0	0	0	0	0	0	0	0	0	0
1500	621	0	0	0	0	0	0	0	0	0	0	0	0	0	0	0
1600	772	0	0	0	0	0	0	0	0	0	0	0	0	0	0	0
1700	**821**	**0**	**0**	**0**	**0**	**0**	**0**	**0**	**0**	**0**	**0**	**0**	**0**	**0**	**0**	**0**
1800	614	0	0	0	0	0	0	0	0	0	0	0	0	0	0	0
1900	415	0	0	0	0	0	0	0	0	0	0	0	0	0	0	0
2000	304	0	0	0	0	0	0	0	0	0	0	0	0	0	0	0
2100	224	0	0	0	0	0	0	0	0	0	0	0	0	0	0	0
2200	123	0	0	0	0	0	0	0	0	0	0	0	0	0	0	0
2300	70	0	0	0	0	0	0	0	0	0	0	0	0	0	0	0
07-19	**7418**	**0**	**0**	**0**	**0**	**0**	**0**	**0**	**0**	**0**	**0**	**0**	**0**	**0**	**0**	**0**
06-22	**8599**	**0**	**0**	**0**	**0**	**0**	**0**	**0**	**0**	**0**	**0**	**0**	**0**	**0**	**0**	**0**
06-00	**8792**	**0**	**0**	**0**	**0**	**0**	**0**	**0**	**0**	**0**	**0**	**0**	**0**	**0**	**0**	**0**
00-00	**8999**	**0**	**0**	**0**	**0**	**0**	**0**	**0**	**0**	**0**	**0**	**0**	**0**	**0**	**0**	**0**

Site
Location
Direction

6022 / Musselburgh
February 2016
Automatic Traffic Count

Time	Total	ed Bins (mph)														
		65 - 70	70 - 75	75 - 80	80 - 85	85 - 90	90 - 95	95 - 100	100 - 105	105 - 110	110 - 115	115 - 120	120 - 125	125 - 130	130 - 135	135 - 140
0000	71	0	0	0	0	0	0	0	0	0	0	0	0	0	0	0
0100	36	0	0	0	0	0	0	0	0	0	0	0	0	0	0	0
0200	25	0	0	0	0	0	0	0	0	0	0	0	0	0	0	0
0300	29	0	0	0	0	0	0	0	0	0	0	0	0	0	0	0
0400	36	0	0	0	0	0	0	0	0	0	0	0	0	0	0	0
0500	75	0	0	0	0	0	0	0	0	0	0	0	0	0	0	0
0600	201	0	0	0	0	0	0	0	0	0	0	0	0	0	0	0
0700	563	0	0	0	0	0	0	0	0	0	0	0	0	0	0	0
0800	555	0	0	0	0	0	0	0	0	0	0	0	0	0	0	0
0900	493	0	0	0	0	0	0	0	0	0	0	0	0	0	0	0
1000	519	0	0	0	0	0	0	0	0	0	0	0	0	0	0	0
1100	**569**	**0**	**0**	**0**	**0**	**0**	**0**	**0**	**0**	**0**	**0**	**0**	**0**	**0**	**0**	**0**
1200	629	0	0	0	0	0	0	0	0	0	0	0	0	0	0	0
1300	644	0	0	0	0	0	0	0	0	0	0	0	0	0	0	0
1400	668	0	0	0	0	0	0	0	0	0	0	0	0	0	0	0
1500	665	0	0	0	0	0	0	0	0	0	0	0	0	0	0	0
1600	753	0	0	0	0	0	0	0	0	0	0	0	0	0	0	0
1700	**760**	**0**	**0**	**0**	**0**	**0**	**0**	**0**	**0**	**0**	**0**	**0**	**0**	**0**	**0**	**0**
1800	600	0	0	0	0	0	0	0	0	0	0	0	0	0	0	0
1900	430	0	0	0	0	0	0	0	0	0	0	0	0	0	0	0
2000	294	0	0	0	0	0	0	0	0	0	0	0	0	0	0	0
2100	240	0	0	0	0	0	0	0	0	0	0	0	0	0	0	0
2200	161	0	0	0	0	0	0	0	0	0	0	0	0	0	0	0
2300	102	0	0	0	0	0	0	0	0	0	0	0	0	0	0	0
07-19	**7417**	**0**	**0**	**0**	**0**	**0**	**0**	**0**	**0**	**0**	**0**	**0**	**0**	**0**	**0**	**0**
06-22	**8582**	**0**	**0**	**0**	**0**	**0**	**0**	**0**	**0**	**0**	**0**	**0**	**0**	**0**	**0**	**0**
06-00	**8846**	**0**	**0**	**0**	**0**	**0**	**0**	**0**	**0**	**0**	**0**	**0**	**0**	**0**	**0**	**0**
00-00	**9118**	**0**	**0**	**0**	**0**	**0**	**0**	**0**	**0**	**0**	**0**	**0**	**0**	**0**	**0**	**0**

Site
Location
Direction

6022 / Musselburgh
February 2016
Automatic Traffic Count

Time	Total	ed Bins (mph)														
		65 - 70	70 - 75	75 - 80	80 - 85	85 - 90	90 - 95	95 - 100	100 - 105	105 - 110	110 - 115	115 - 120	120 - 125	125 - 130	130 - 135	135 - 140
Mon	8999	0	0	0	0	0	0	0	0	0	0	0	0	0	0	0
Tue	9586	0	0	0	0	0	0	0	0	0	0	0	0	0	0	0
Wed	9676	1	0	0	0	0	0	0	0	0	0	0	0	0	0	0
Thu	9528	0	0	0	0	0	0	0	0	0	0	0	0	0	0	0
Fri	9584	0	0	0	0	0	0	0	0	0	0	0	0	0	0	0
| Sat	8269	0	0	0	0	0	0	0	0	0	0	0	0	0	0	0
| Sun	8187	0	0	0	0	2	0	0	0	0	0	0	0	0	0	0
5 Day Ave.	**9475**	**0**	**0**	**0**	**0**	**0**	**0**	**0**	**0**	**0**	**0**	**0**	**0**	**0**	**0**	**0**
7 Day Ave.	**9118**	**0**	**0**	**0**	**0**	**0**	**0**	**0**	**0**	**0**	**0**	**0**	**0**	**0**	**0**	**0**
--	**63829**	**1**	**0**	**0**	**0**	**2**	**0**	**0**	**0**	**0**	**0**	**0**	**0**	**0**	**0**	**0**

Summary Graphs

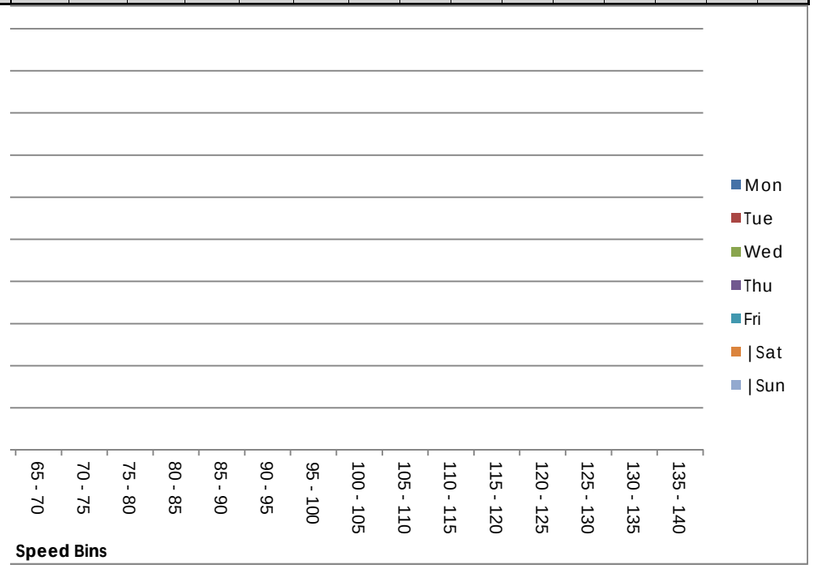

Site No.	Location.	Direction.	Speed Limit - PSL (mph)	Start Date.	End Date.	Total Vehicles.	5 Day Ave.	7 Day Ave.	No. > Speed Limit.	%. > Speed Limit.	No. > ACPO Limit.	%. > ACPO Limit.	No. > DfT Limit.	%. > DfT Limit.	Mean Speed	85%ile Speed
2	A199 - approx 50 metres east of B6415	East	30	Tuesday, 23 February 2016	Monday, 29 February 2016	50357	7519	7194	3544	7.0	435	0.9	35	0.1	24.6	28.0
		West	30	Tuesday, 23 February 2016	Monday, 29 February 2016	53407	8044	7630	5595	10.5	835	1.6	48	0.1	21.4	28.6
		East West	30	Tuesday, 23 February 2016	Monday, 29 February 2016	103764	15563	14823	9139	8.8	1270	1.2	83	0.1	22.9	28.4

Site 2
Location A199 - approx 50 metres east of B6415
Direction East

Tuesday, 23 February 2016

6022 / Musselburgh
February 2016
Automatic Traffic Count

Time	Total	Classification												>PSL	>PSL%	>SL1	>SL1%	>SL2	>SL2%	Mean	Vpp
		1	2	3	4	5	6	7	8	9	10	11	12	30	30	35	35	45	45		85
		MCL	SV	SVT	TB2	TB3	T4	ART3	ART4	ART5	ART6	BD	DRT			ACPO	ACPO	DfT	DfT		
0000	44	0	38	0	6	0	0	0	0	0	0	0	0	12	27.3	0	0	0	0	28.2	30.9
0100	15	0	11	0	4	0	0	0	0	0	0	0	0	7	46.7	2	13.3	0	0	30.1	34.7
0200	15	0	13	0	2	0	0	0	0	0	0	0	0	7	46.7	1	6.7	0	0	29.8	33.6
0300	12	0	9	0	3	0	0	0	0	0	0	0	0	5	41.7	4	33.3	0	0	32.2	40.9
0400	17	0	13	0	4	0	0	0	0	0	0	0	0	8	47.1	0	0	0	0	28.8	31.5
0500	45	1	29	0	15	0	0	0	0	0	0	0	0	15	33.3	6	13.3	0	0	28	32.2
0600	97	0	76	1	18	0	1	0	0	0	1	0	0	19	19.6	5	5.2	0	0	27.4	30.2
0700	253	0	224	1	25	2	0	1	0	0	0	0	0	15	5.9	0	0	0	0	24	27.1
0800	439	1	411	1	24	0	2	0	0	0	0	0	0	8	1.8	0	0	0	0	22.3	26.6
0900	434	1	379	3	48	1	0	0	2	0	0	0	0	11	2.5	2	0.5	0	0	23.4	26.8
1000	438	1	383	4	45	3	2	0	0	0	0	0	0	11	2.5	1	0.2	0	0	23.3	26.4
1100	**454**	**2**	**411**	**0**	**37**	**0**	**0**	**0**	**1**	**1**	**1**	**0**	**1**	**11**	**2.4**	**2**	**0.4**	**0**	**0**	**23.4**	**26.2**
1200	497	7	450	3	33	2	1	0	0	1	0	0	0	20	4	1	0.2	0	0	23.1	26.6
1300	560	1	520	7	27	3	1	0	0	1	0	0	0	19	3.4	3	0.5	1	0.2	23.8	26.4
1400	581	2	523	8	45	1	1	0	1	0	0	0	0	22	3.8	5	0.9	3	0.5	24.1	26.8
1500	570	1	533	4	30	2	0	0	0	0	0	0	0	24	4.2	0	0	0	0	24	26.8
1600	697	2	643	5	46	0	0	0	0	0	1	0	0	17	2.4	3	0.4	0	0	23.4	26.4
1700	**757**	**6**	**707**	**9**	**32**	**0**	**1**	**0**	**1**	**0**	**1**	**0**	**0**	**15**	**2**	**0**	**0**	**0**	**0**	**23.3**	**26.2**
1800	678	2	639	5	30	0	0	0	0	0	1	0	1	13	1.9	2	0.3	0	0	23.4	26.4
1900	433	0	407	4	19	1	1	1	0	0	0	0	0	13	3	0	0	0	0	24.4	27.1
2000	324	3	305	2	14	0	0	0	0	0	0	0	0	29	9	4	1.2	2	0.6	25.6	28.9
2100	261	2	244	0	14	1	0	0	0	0	0	0	0	27	10.3	5	1.9	1	0.4	25.6	28.6
2200	160	0	149	0	11	0	0	0	0	0	0	0	0	23	14.4	2	1.3	0	0	26.5	30
2300	77	0	61	2	14	0	0	0	0	0	0	0	0	9	11.7	2	2.6	0	0	25.8	29.3
07-19	**6358**	**26**	**5823**	**50**	**422**	**14**	**8**	**1**	**5**	**3**	**4**	**0**	**2**	**186**	**2.9**	**19**	**0.3**	**4**	**0.1**	**23.5**	**26.6**
06-22	**7473**	**31**	**6855**	**57**	**487**	**16**	**10**	**2**	**5**	**3**	**5**	**0**	**2**	**274**	**3.7**	**33**	**0.4**	**7**	**0.1**	**23.7**	**26.8**
06-00	**7710**	**31**	**7065**	**59**	**512**	**16**	**10**	**2**	**5**	**3**	**5**	**0**	**2**	**306**	**4**	**37**	**0.5**	**7**	**0.1**	**23.8**	**27.1**
00-00	**7858**	**32**	**7178**	**59**	**546**	**16**	**10**	**2**	**5**	**3**	**5**	**0**	**2**	**360**	**4.6**	**50**	**0.6**	**7**	**0.1**	**23.9**	**27.1**

Site 2
Location A199 - approx 50 metres east of B6415
Direction East

Wednesday, 24 February 2016

6022 / Musselburgh
February 2016
Automatic Traffic Count

Time	Total	Classification												>PSL	>PSL%	>SL1	>SL1%	>SL2	>SL2%	Mean	Vpp
		1	2	3	4	5	6	7	8	9	10	11	12	30	30	35	35	45	45		85
		MCL	SV	SVT	TB2	TB3	T4	ART3	ART4	ART5	ART6	BD	DRT			ACPO	ACPO	DfT	DfT		
0000	55	0	52	0	3	0	0	0	0	0	0	0	0	12	21.8	4	7.3	0	0	27.8	30.9
0100	21	0	18	0	3	0	0	0	0	0	0	0	0	7	33.3	4	19	1	4.8	30.5	36.2
0200	7	0	6	0	1	0	0	0	0	0	0	0	0	1	14.3	0	0	0	0	28.4	-
0300	20	0	18	0	2	0	0	0	0	0	0	0	0	3	15	0	0	0	0	27.6	29.5
0400	31	0	23	0	8	0	0	0	0	0	0	0	0	16	51.6	13	41.9	4	12.9	32.7	40.5
0500	35	0	22	0	12	1	0	0	0	0	0	0	0	9	25.7	1	2.9	0	0	27	30.4
0600	105	1	79	0	22	1	0	0	1	0	1	0	0	19	18.1	5	4.8	0	0	27	30
0700	254	1	225	0	27	0	0	1	0	0	0	0	0	15	5.9	0	0	0	0	24.2	27.5
0800	402	2	360	2	33	2	1	0	0	0	2	0	0	14	3.5	1	0.2	0	0	23.6	27.5
0900	371	1	331	2	33	1	0	0	3	0	0	0	0	18	4.9	1	0.3	0	0	23.3	26.6
1000	437	0	383	1	52	0	0	0	0	1	0	0	0	14	3.2	0	0	0	0	24	27.5
1100	**467**	**1**	**423**	**0**	**39**	**2**	**1**	**1**	**0**	**0**	**0**	**0**	**0**	**12**	**2.6**	**0**	**0**	**0**	**0**	**23.5**	**26.8**
1200	483	0	440	2	33	3	0	0	1	0	3	0	1	15	3.1	1	0.2	0	0	23.5	27.1
1300	467	1	426	2	35	1	0	0	1	0	0	1	0	23	4.9	3	0.6	0	0	23.7	26.8
1400	531	0	475	1	52	1	1	0	0	0	1	0	0	19	3.6	2	0.4	1	0.2	24	26.8
1500	537	5	487	2	42	0	0	1	0	0	0	0	0	34	6.3	2	0.4	0	0	24.2	28
1600	691	4	631	7	46	0	0	0	0	0	3	0	0	28	4.1	3	0.4	0	0	23.8	27.3
1700	**701**	**4**	**649**	**9**	**34**	**0**	**3**	**1**	**0**	**0**	**1**	**0**	**0**	**24**	**3.4**	**0**	**0**	**0**	**0**	**23.5**	**27.1**
1800	591	1	552	3	31	0	0	0	0	0	4	0	0	12	2	0	0	0	0	22.7	25.9
1900	440	3	415	1	18	1	1	0	1	0	0	0	0	22	5	1	0.2	0	0	24.6	27.3
2000	319	1	300	2	16	0	0	0	0	0	0	0	0	32	10	4	1.3	0	0	25.4	29.3
2100	339	2	322	1	14	0	0	0	0	0	0	0	0	36	10.6	2	0.6	0	0	25.8	28.6
2200	256	1	243	0	12	0	0	0	0	0	0	0	0	37	14.5	5	2	0	0	26.4	29.8
2300	87	1	74	0	12	0	0	0	0	0	0	0	0	25	28.7	5	5.7	0	0	27.8	31.5
07-19	**5932**	**20**	**5382**	**31**	**457**	**10**	**6**	**4**	**5**	**1**	**14**	**1**	**1**	**228**	**3.8**	**13**	**0.2**	**1**	**0**	**23.6**	**27.1**
06-22	**7135**	**27**	**6498**	**35**	**527**	**12**	**7**	**4**	**7**	**1**	**15**	**1**	**1**	**337**	**4.7**	**25**	**0.4**	**1**	**0**	**23.9**	**27.3**
06-00	**7478**	**29**	**6815**	**35**	**551**	**12**	**7**	**4**	**7**	**1**	**15**	**1**	**1**	**399**	**5.3**	**35**	**0.5**	**1**	**0**	**24.1**	**27.5**
00-00	**7647**	**29**	**6954**	**35**	**580**	**13**	**7**	**4**	**7**	**1**	**15**	**1**	**1**	**447**	**5.8**	**57**	**0.7**	**6**	**0.1**	**24.2**	**27.5**

Site 2
Location A199 - approx 50 metres east of B6415
Direction East

6022 / Musselburgh
February 2016
Automatic Traffic Count

Thursday, 25 February 2016

Time	Total	Classification												>PSL	>PSL%	>SL1	>SL1%	>SL2	>SL2%	Mean	Vpp
		1	2	3	4	5	6	7	8	9	10	11	12	30	30	35	35	45	45		85
		MCL	SV	SVT	TB2	TB3	T4	ART3	ART4	ART5	ART6	BD	DRT			ACPO	ACPO	DfT	DfT		
0000	54	0	49	0	5	0	0	0	0	0	0	0	0	14	25.9	3	5.6	0	0	28.1	32.4
0100	23	0	20	0	3	0	0	0	0	0	0	0	0	5	21.7	2	8.7	0	0	27	30.9
0200	19	0	17	0	2	0	0	0	0	0	0	0	0	6	31.6	3	15.8	0	0	28.7	32.7
0300	20	1	17	0	2	0	0	0	0	0	0	0	0	7	35	2	10	0	0	28.9	32.2
0400	15	0	10	0	5	0	0	0	0	0	0	0	0	3	20	2	13.3	0	0	28.1	34
0500	43	2	24	0	16	0	0	0	0	0	1	0	0	11	25.6	4	9.3	1	2.3	27.3	31.5
0600	85	0	60	0	21	3	0	0	1	0	0	0	0	15	17.6	3	3.5	0	0	25.6	30.2
0700	207	1	179	0	23	1	1	0	0	1	1	0	0	9	4.3	1	0.5	0	0	23.6	27.5
0800	388	1	347	4	34	1	0	0	0	0	1	0	0	29	7.5	2	0.5	0	0	24.8	28.2
0900	445	1	393	7	39	0	2	2	0	1	0	0	0	21	4.7	1	0.2	0	0	23.2	27.5
1000	**446**	**1**	**401**	**3**	**36**	**2**	**2**	**0**	**0**	**0**	**0**	**0**	**1**	**17**	**3.8**	**1**	**0.2**	**0**	**0**	**22.7**	**26.4**
1100	433	0	397	1	28	3	0	2	1	0	1	0	0	17	3.9	1	0.2	0	0	21.2	26.6
1200	455	2	421	0	28	1	0	1	0	0	2	0	0	17	3.7	1	0.2	0	0	23.6	26.4
1300	503	0	462	6	33	1	1	0	0	0	0	0	0	9	1.8	1	0.2	0	0	23.3	26.8
1400	569	3	523	3	39	1	0	0	0	0	0	0	0	13	2.3	1	0.2	0	0	24	27.1
1500	491	1	451	1	35	0	0	0	1	0	2	0	0	19	3.9	2	0.4	0	0	24.2	27.3
1600	707	3	655	3	44	1	0	0	0	0	1	0	0	34	4.8	5	0.7	0	0	24.4	27.5
1700	**738**	**6**	**691**	**6**	**32**	**0**	**2**	**0**	**0**	**0**	**0**	**0**	**1**	**33**	**4.5**	**2**	**0.3**	**0**	**0**	**23.2**	**27.1**
1800	674	2	627	4	39	0	0	1	1	0	0	0	0	29	4.3	1	0.1	0	0	23.8	26.6
1900	423	0	402	1	19	0	1	0	0	0	0	0	0	27	6.4	4	0.9	1	0.2	24.6	28
2000	316	2	302	0	12	0	0	0	0	0	0	0	0	25	7.9	1	0.3	0	0	25.8	28.9
2100	279	0	263	1	14	1	0	0	0	0	0	0	0	41	14.7	6	2.2	0	0	26.6	30
2200	192	1	182	0	9	0	0	0	0	0	0	0	0	21	10.9	1	0.5	0	0	25.8	29.1
2300	88	0	76	0	11	1	0	0	0	0	0	0	0	27	30.7	4	4.5	2	2.3	28.2	31.8
07-19	**6056**	**21**	**5547**	**38**	**410**	**11**	**8**	**6**	**3**	**2**	**8**	**0**	**2**	**247**	**4.1**	**19**	**0.3**	**0**	**0**	**23.5**	**27.1**
06-22	**7159**	**23**	**6574**	**40**	**476**	**15**	**9**	**6**	**4**	**2**	**8**	**0**	**2**	**355**	**5**	**33**	**0.5**	**1**	**0**	**23.8**	**27.5**
06-00	**7439**	**24**	**6832**	**40**	**496**	**16**	**9**	**6**	**4**	**2**	**8**	**0**	**2**	**403**	**5.4**	**38**	**0.5**	**3**	**0**	**23.9**	**27.5**
00-00	**7613**	**27**	**6969**	**40**	**529**	**16**	**9**	**6**	**4**	**2**	**9**	**0**	**2**	**449**	**5.9**	**54**	**0.7**	**4**	**0.1**	**24**	**27.7**

Site 2
Location A199 - approx 50 metres east of B6415
Direction East

Friday, 26 February 2016

6022 / Musselburgh
February 2016
Automatic Traffic Count

Time	Total	Classification												>PSL	>PSL%	>SL1	>SL1%	>SL2	>SL2%	Mean	Vpp
		1	2	3	4	5	6	7	8	9	10	11	12	30	30	35	35	45	45		85
		MCL	SV	SVT	TB2	TB3	T4	ART3	ART4	ART5	ART6	BD	DRT			ACPO	ACPO	DfT	DfT		
0000	47	0	41	0	6	0	0	0	0	0	0	0	0	12	25.5	2	4.3	0	0	27.6	31.5
0100	28	0	25	0	3	0	0	0	0	0	0	0	0	11	39.3	6	21.4	0	0	29.8	36.9
0200	11	0	10	0	1	0	0	0	0	0	0	0	0	4	36.4	0	0	0	0	28.8	31.3
0300	14	0	13	0	1	0	0	0	0	0	0	0	0	5	35.7	2	14.3	0	0	29.2	34.7
0400	20	0	15	0	5	0	0	0	0	0	0	0	0	6	30	1	5	0	0	28.3	32.7
0500	46	1	24	0	19	1	0	0	0	0	1	0	0	14	30.4	1	2.2	0	0	27	30.9
0600	80	0	59	1	18	2	0	0	0	0	0	0	0	17	21.3	6	7.5	1	1.3	26.8	31.1
0700	221	0	187	1	32	0	0	0	1	0	0	0	0	21	9.5	4	1.8	0	0	24.8	28.2
0800	370	0	343	1	23	0	2	0	0	0	1	0	0	20	5.4	1	0.3	0	0	24.3	28
0900	404	1	356	6	37	0	0	0	0	1	2	0	1	17	4.2	1	0.2	0	0	24	27.3
1000	419	1	371	1	42	1	1	0	0	2	0	0	0	19	4.5	0	0	0	0	24	26.8
1100	**452**	**1**	**418**	**0**	**31**	**0**	**0**	**1**	**0**	**0**	**1**	**0**	**0**	**33**	**7.3**	**4**	**0.9**	**0**	**0**	**24.2**	**27.7**
1200	504	3	457	5	36	0	2	0	0	0	1	0	0	11	2.2	1	0.2	0	0	23.2	26.8
1300	556	2	514	7	27	0	1	3	0	0	2	0	0	12	2.2	0	0	0	0	20.8	25.7
1400	610	3	552	4	46	2	1	0	1	0	1	0	0	34	5.6	2	0.3	0	0	24.6	27.7
1500	676	3	623	5	39	2	2	0	0	0	2	0	0	23	3.4	0	0	0	0	24.4	27.3
1600	667	5	621	10	29	0	2	0	0	0	0	0	0	37	5.5	1	0.1	1	0.1	24.8	28
1700	**715**	**3**	**676**	**7**	**28**	**0**	**0**	**0**	**0**	**1**	**0**	**0**	**0**	**33**	**4.6**	**1**	**0.1**	**0**	**0**	**24.5**	**27.7**
1800	533	5	484	4	39	1	0	0	0	0	0	0	0	25	4.7	2	0.4	0	0	24.2	27.5
1900	367	0	344	1	20	0	0	2	0	0	0	0	0	14	3.8	2	0.5	0	0	25	27.5
2000	274	0	250	1	23	0	0	0	0	0	0	0	0	35	12.8	1	0.4	0	0	26.2	29.8
2100	237	0	220	0	16	0	0	0	1	0	0	0	0	26	11	4	1.7	0	0	26.4	29.3
2200	194	0	178	1	14	0	0	0	1	0	0	0	0	14	7.2	1	0.5	0	0	26.2	28.4
2300	143	0	130	0	13	0	0	0	0	0	0	0	0	20	14	1	0.7	0	0	26.6	29.8
07-19	**6127**	**27**	**5602**	**51**	**409**	**6**	**11**	**4**	**2**	**4**	**10**	**0**	**1**	**285**	**4.7**	**17**	**0.3**	**1**	**0**	**24**	**27.5**
06-22	**7085**	**27**	**6475**	**54**	**486**	**8**	**11**	**6**	**3**	**4**	**10**	**0**	**1**	**377**	**5.3**	**30**	**0.4**	**2**	**0**	**24.2**	**27.7**
06-00	**7422**	**27**	**6783**	**55**	**513**	**8**	**11**	**6**	**4**	**4**	**10**	**0**	**1**	**411**	**5.5**	**32**	**0.4**	**2**	**0**	**24.3**	**27.7**
00-00	**7588**	**28**	**6911**	**55**	**548**	**9**	**11**	**6**	**4**	**4**	**11**	**0**	**1**	**463**	**6.1**	**44**	**0.6**	**2**	**0**	**24.4**	**28**

Site 2
Location A199 - approx 50 metres east of B6415
Direction East

6022 / Musselburgh
February 2016
Automatic Traffic Count

Saturday, 27 February 2016

Time	Total	Classification												>PSL	>PSL%	>SL1	>SL1%	>SL2	>SL2%	Mean	Vpp
		1	2	3	4	5	6	7	8	9	10	11	12	30	30	35	35	45	45		85
		MCL	SV	SVT	TB2	TB3	T4	ART3	ART4	ART5	ART6	BD	DRT			ACPO	ACPO	DfT	DfT		
0000	107	0	97	0	10	0	0	0	0	0	0	0	0	10	9.3	0	0	0	0	26.4	29.3
0100	71	0	65	0	6	0	0	0	0	0	0	0	0	18	25.4	4	5.6	0	0	27.6	31.5
0200	32	0	29	0	3	0	0	0	0	0	0	0	0	15	46.9	3	9.4	0	0	29.3	34.4
0300	52	1	44	0	7	0	0	0	0	0	0	0	0	23	44.2	7	13.5	0	0	29.6	34.2
0400	28	0	18	0	10	0	0	0	0	0	0	0	0	6	21.4	2	7.1	0	0	26.6	32.2
0500	34	0	23	0	10	1	0	0	0	0	0	0	0	10	29.4	1	2.9	0	0	26.3	32.2
0600	61	1	46	0	13	1	0	0	0	0	0	0	0	10	16.4	2	3.3	0	0	26.7	30.2
0700	73	0	57	0	16	0	0	0	0	0	0	0	0	14	19.2	3	4.1	0	0	27	30.2
0800	194	1	166	2	24	0	0	0	0	1	0	0	0	25	12.9	3	1.5	0	0	25.3	29.1
0900	328	1	301	2	24	0	0	0	0	0	0	0	0	30	9.1	1	0.3	0	0	25	28.6
1000	**467**	**3**	**426**	**6**	**29**	**1**	**1**	**0**	**0**	**0**	**0**	**0**	**1**	**26**	**5.6**	**4**	**0.9**	**0**	**0**	**24.1**	**27.3**
1100	**467**	**2**	**428**	**9**	**27**	**0**	**1**	**0**	**0**	**0**	**0**	**0**	**0**	**29**	**6.2**	**3**	**0.6**	**2**	**0.4**	**24.6**	**27.5**
1200	588	3	548	7	27	2	0	0	0	0	1	0	0	26	4.4	3	0.5	3	0.5	24.6	27.3
1300	**595**	**3**	**559**	**5**	**25**	**1**	**2**	**0**	**0**	**0**	**0**	**0**	**0**	**23**	**3.9**	**3**	**0.5**	**0**	**0**	**24.6**	**27.5**
1400	546	3	515	1	25	2	0	0	0	0	0	0	0	22	4	0	0	0	0	24.6	27.5
1500	546	1	510	3	29	0	2	0	0	0	1	0	0	26	4.8	2	0.4	0	0	24.9	27.5
1600	511	1	488	2	19	1	0	0	0	0	0	0	0	27	5.3	4	0.8	0	0	25.2	27.7
1700	476	0	450	2	24	0	0	0	0	0	0	0	0	42	8.8	5	1.1	0	0	25.6	28.6
1800	404	1	378	1	22	2	0	0	0	0	0	0	0	24	5.9	2	0.5	0	0	24.3	28.2
1900	314	1	291	2	19	0	0	0	1	0	0	0	0	28	8.9	2	0.6	0	0	25.2	28.9
2000	222	0	208	0	14	0	0	0	0	0	0	0	0	24	10.8	0	0	0	0	26	28.9
2100	176	2	160	0	14	0	0	0	0	0	0	0	0	31	17.6	5	2.8	0	0	26.9	30.2
2200	160	0	146	0	14	0	0	0	0	0	0	0	0	30	18.8	6	3.8	0	0	26.6	30.6
2300	133	0	114	1	18	0	0	0	0	0	0	0	0	24	18	3	2.3	0	0	26.8	30.2
07-19	**5195**	**19**	**4826**	**40**	**291**	**9**	**6**	**0**	**0**	**1**	**2**	**0**	**1**	**314**	**6**	**33**	**0.6**	**5**	**0.1**	**24.8**	**28**
06-22	**5968**	**23**	**5531**	**42**	**351**	**10**	**6**	**0**	**1**	**1**	**2**	**0**	**1**	**407**	**6.8**	**42**	**0.7**	**5**	**0.1**	**24.9**	**28.2**
06-00	**6261**	**23**	**5791**	**43**	**383**	**10**	**6**	**0**	**1**	**1**	**2**	**0**	**1**	**461**	**7.4**	**51**	**0.8**	**5**	**0.1**	**25**	**28.2**
00-00	**6585**	**24**	**6067**	**43**	**429**	**11**	**6**	**0**	**1**	**1**	**2**	**0**	**1**	**543**	**8.2**	**68**	**1**	**5**	**0.1**	**25.1**	**28.4**

Nationwide Data Collection
for
Sam Shortt Consulting

Site 2
Location A199 - approx 50 metres east of B6415
Direction East

6022 / Musselburgh
February 2016
Automatic Traffic Count

Sunday, 28 February 2016

Time	Total	Classification												>PSL	>PSL%	>SL1	>SL1%	>SL2	>SL2%	Mean	Vpp
		1	2	3	4	5	6	7	8	9	10	11	12	30	30	35	35	45	45		85
		MCL	SV	SVT	TB2	TB3	T4	ART3	ART4	ART5	ART6	BD	DRT			ACPO	ACPO	DfT	DfT		
0000	128	0	114	0	14	0	0	0	0	0	0	0	0	22	17.2	3	2.3	0	0	27	30.4
0100	89	0	78	0	11	0	0	0	0	0	0	0	0	27	30.3	4	4.5	0	0	28.2	31.8
0200	89	0	80	0	9	0	0	0	0	0	0	0	0	26	29.2	6	6.7	0	0	28.6	32.9
0300	60	1	52	0	6	1	0	0	0	0	0	0	0	30	50	12	20	1	1.7	31	35.3
0400	49	0	43	0	5	0	0	0	0	1	0	0	0	21	42.9	8	16.3	0	0	29.9	34.9
0500	34	0	30	0	4	0	0	0	0	0	0	0	0	18	52.9	7	20.6	0	0	30.7	36.2
0600	27	0	21	0	6	0	0	0	0	0	0	0	0	11	40.7	4	14.8	1	3.7	29.5	34.7
0700	54	1	47	0	5	1	0	0	0	0	0	0	0	18	33.3	3	5.6	0	0	28.2	32
0800	109	0	98	0	11	0	0	0	0	0	0	0	0	22	20.2	3	2.8	0	0	27.5	31.1
0900	197	0	185	0	11	0	0	0	0	0	1	0	0	45	22.8	6	3	0	0	27.3	30.6
1000	367	1	343	2	20	0	1	0	0	0	0	0	0	29	7.9	1	0.3	0	0	25.8	29.1
1100	**408**	**1**	**391**	**7**	**8**	**0**	**1**	**0**	**0**	**0**	**0**	**0**	**0**	**30**	**7.4**	**2**	**0.5**	**0**	**0**	**24.9**	**28.4**
1200	587	3	567	5	12	0	0	0	0	0	0	0	0	38	6.5	3	0.5	0	0	24.3	27.5
1300	560	1	534	6	11	3	1	0	1	1	2	0	0	20	3.6	2	0.4	0	0	24.5	27.3
1400	**618**	**4**	**588**	**9**	**13**	**1**	**3**	**0**	**0**	**0**	**0**	**0**	**0**	**32**	**5.2**	**6**	**1**	**3**	**0.5**	**24.1**	**27.3**
1500	593	9	562	5	15	2	0	0	0	0	0	0	0	24	4	2	0.3	1	0.2	24.3	27.1
1600	524	2	508	1	11	1	1	0	0	0	0	0	0	36	6.9	4	0.8	2	0.4	25.6	28.6
1700	484	3	462	1	18	0	0	0	0	0	0	0	0	33	6.8	4	0.8	0	0	25.5	28.2
1800	361	1	340	3	16	0	1	0	0	0	0	0	0	32	8.9	1	0.3	0	0	25.5	28.6
1900	262	0	245	1	14	2	0	0	0	0	0	0	0	41	15.6	6	2.3	0	0	26.5	30
2000	208	0	192	1	15	0	0	0	0	0	0	0	0	31	14.9	2	1	0	0	27.1	29.8
2100	182	1	163	0	18	0	0	0	0	0	0	0	0	39	21.4	4	2.2	0	0	27.2	30.6
2200	115	2	102	0	11	0	0	0	0	0	0	0	0	36	31.3	4	3.5	0	0	28.1	31.8
2300	74	0	64	0	10	0	0	0	0	0	0	0	0	24	32.4	7	9.5	0	0	28.1	33.1
07-19	**4862**	**26**	**4625**	**39**	**151**	**8**	**8**	**0**	**1**	**1**	**3**	**0**	**0**	**359**	**7.4**	**37**	**0.8**	**6**	**0.1**	**25**	**28.4**
06-22	**5541**	**27**	**5246**	**41**	**204**	**10**	**8**	**0**	**1**	**1**	**3**	**0**	**0**	**481**	**8.7**	**53**	**1**	**7**	**0.1**	**25.3**	**28.6**
06-00	**5730**	**29**	**5412**	**41**	**225**	**10**	**8**	**0**	**1**	**1**	**3**	**0**	**0**	**541**	**9.4**	**64**	**1.1**	**7**	**0.1**	**25.4**	**28.9**
00-00	**6179**	**30**	**5809**	**41**	**274**	**11**	**8**	**0**	**1**	**2**	**3**	**0**	**0**	**685**	**11.1**	**104**	**1.7**	**8**	**0.1**	**25.6**	**29.1**

Site 2
Location A199 - approx 50 metres east of B6415
Direction East

Monday, 29 February 2016

6022 / Musselburgh
February 2016
Automatic Traffic Count

Time	Total	Classification												>PSL	>PSL%	>SL1	>SL1%	>SL2	>SL2%	Mean	Vpp
		1	2	3	4	5	6	7	8	9	10	11	12	30	30	35	35	45	45		85
		MCL	SV	SVT	TB2	TB3	T4	ART3	ART4	ART5	ART6	BD	DRT			ACPO	ACPO	DfT	DfT		
0000	43	0	37	0	6	0	0	0	0	0	0	0	0	18	41.9	4	9.3	0	0	29.5	32.7
0100	20	0	18	0	2	0	0	0	0	0	0	0	0	5	25	2	10	0	0	29	32.4
0200	14	0	12	0	2	0	0	0	0	0	0	0	0	3	21.4	0	0	0	0	27.6	31.1
0300	14	0	12	0	2	0	0	0	0	0	0	0	0	5	35.7	2	14.3	0	0	29	32.7
0400	15	0	8	0	6	1	0	0	0	0	0	0	0	4	26.7	1	6.7	0	0	28	32.9
0500	40	0	28	0	12	0	0	0	0	0	0	0	0	17	42.5	3	7.5	0	0	28.5	32.7
0600	85	0	61	0	23	1	0	0	0	0	0	0	0	25	29.4	5	5.9	0	0	27.6	32.7
0700	227	1	198	1	26	1	0	0	0	0	0	0	0	28	12.3	3	1.3	0	0	25.8	28.9
0800	362	3	321	2	31	0	3	0	1	0	0	0	1	24	6.6	0	0	0	0	24.8	28.2
0900	385	0	334	2	48	0	1	0	0	0	0	0	0	28	7.3	1	0.3	0	0	24.8	28.2
1000	397	0	349	2	41	2	1	1	1	0	0	0	0	21	5.3	1	0.3	0	0	24	28
1100	**466**	**1**	**415**	**2**	**44**	**0**	**1**	**2**	**0**	**1**	**0**	**0**	**0**	**11**	**2.4**	**0**	**0**	**0**	**0**	**23.4**	**26.4**
1200	418	3	376	3	29	2	1	1	1	0	2	0	0	20	4.8	0	0	0	0	24.5	27.5
1300	505	0	449	3	49	2	0	0	0	1	1	0	0	29	5.7	1	0.2	0	0	24.2	28
1400	473	1	430	0	37	4	0	1	0	0	0	0	0	41	8.7	0	0	0	0	25.3	28.4
1500	529	1	483	3	41	0	1	0	0	0	0	0	0	31	5.9	2	0.4	1	0.2	25.1	28
1600	**668**	**1**	**625**	**3**	**37**	**1**	**0**	**0**	**0**	**0**	**0**	**0**	**1**	**50**	**7.5**	**3**	**0.4**	**0**	**0**	**24.9**	**28.2**
1700	**668**	**11**	**615**	**8**	**33**	**0**	**0**	**0**	**1**	**0**	**0**	**0**	**0**	**42**	**6.3**	**3**	**0.4**	**0**	**0**	**24.9**	**28.2**
1800	547	3	497	4	40	2	0	0	0	1	0	0	0	33	6	0	0	0	0	24.4	28.2
1900	356	2	331	0	22	0	0	0	0	1	0	0	0	26	7.3	3	0.8	0	0	24.9	28.2
2000	275	2	261	0	12	0	0	0	0	0	0	0	0	48	17.5	5	1.8	0	0	26.4	30.2
2100	204	1	185	2	16	0	0	0	0	0	0	0	0	37	18.1	3	1.5	0	0	27	30.6
2200	110	0	95	0	15	0	0	0	0	0	0	0	0	29	26.4	8	7.3	2	1.8	28.4	31.8
2300	66	1	55	0	10	0	0	0	0	0	0	0	0	22	33.3	8	12.1	0	0	28.3	33.6
07-19	**5645**	**25**	**5092**	**33**	**456**	**14**	**8**	**5**	**4**	**3**	**3**	**0**	**2**	**358**	**6.3**	**14**	**0.2**	**1**	**0**	**24.7**	**28**
06-22	**6565**	**30**	**5930**	**35**	**529**	**15**	**8**	**5**	**4**	**4**	**3**	**0**	**2**	**494**	**7.5**	**30**	**0.5**	**1**	**0**	**24.9**	**28.2**
06-00	**6741**	**31**	**6080**	**35**	**554**	**15**	**8**	**5**	**4**	**4**	**3**	**0**	**2**	**545**	**8.1**	**46**	**0.7**	**3**	**0**	**25**	**28.4**
00-00	**6887**	**31**	**6195**	**35**	**584**	**16**	**8**	**5**	**4**	**4**	**3**	**0**	**2**	**597**	**8.7**	**58**	**0.8**	**3**	**0**	**25**	**28.6**

Site 2
Location A199 - approx 50 metres east of B6415
Direction East

6022 / Musselburgh
February 2016
Automatic Traffic Count

Virtual Day (7)

Time	Total	Classification												>PSL	>PSL%	>SL1	>SL1%	>SL2	>SL2%	Mean	Vpp
		1	2	3	4	5	6	7	8	9	10	11	12	30	30	35	35	45	45		85
		MCL	SV	SVT	TB2	TB3	T4	ART3	ART4	ART5	ART6	BD	DRT			ACPO	ACPO	DfT	DfT		
0000	68	0	61	0	7	0	0	0	0	0	0	0	0	14	20.9	2	3.3	0	0	27.5	30.9
0100	38	0	34	0	5	0	0	0	0	0	0	0	0	11	30	3	9	0	0.4	28.5	32.7
0200	27	0	24	0	3	0	0	0	0	0	0	0	0	9	33.2	2	7	0	0	28.8	32.9
0300	27	0	24	0	3	0	0	0	0	0	0	0	0	11	40.6	4	15.1	0	0.5	29.9	34.7
0400	25	0	19	0	6	0	0	0	0	0	0	0	0	9	36.6	4	15.4	1	2.3	29.3	34.9
0500	40	1	26	0	13	0	0	0	0	0	0	0	0	13	33.9	3	8.3	0	0.4	27.8	32.2
0600	77	0	57	0	17	1	0	0	0	0	0	0	0	17	21.5	4	5.6	0	0.4	27	31.1
0700	184	1	160	0	22	1	0	0	0	0	0	0	0	17	9.3	2	1.1	0	0	24.8	28.2
0800	323	1	292	2	26	0	1	0	0	0	1	0	0	20	6.3	1	0.4	0	0	24.2	28
0900	366	1	326	3	34	0	0	0	1	0	0	0	0	24	6.6	2	0.5	0	0	24.2	28
1000	424	1	379	3	38	1	1	0	0	0	0	0	0	20	4.6	1	0.3	0	0	24	27.5
1100	**450**	**1**	**412**	**3**	**31**	**1**	**1**	**1**	**0**	**0**	**0**	**0**	**0**	**20**	**4.5**	**2**	**0.4**	**0**	**0.1**	**23.6**	**27.1**
1200	505	3	466	4	28	1	1	0	0	0	1	0	0	21	4.2	1	0.3	0	0.1	23.8	27.1
1300	535	1	495	5	30	2	1	0	0	0	1	0	0	19	3.6	2	0.3	0	0	23.6	27.1
1400	561	2	515	4	37	2	1	0	0	0	0	0	0	26	4.7	2	0.4	1	0.2	24.4	27.5
1500	563	3	521	3	33	1	1	0	0	0	1	0	0	26	4.6	1	0.3	0	0.1	24.4	27.5
1600	638	3	596	4	33	1	0	0	0	0	1	0	0	33	5.1	3	0.5	0	0.1	24.5	27.7
1700	**648**	**5**	**607**	**6**	**29**	**0**	**1**	**0**	**0**	**0**	**0**	**0**	**0**	**32**	**4.9**	**2**	**0.3**	**0**	**0**	**24.2**	**27.5**
1800	541	2	502	3	31	1	0	0	0	0	1	0	0	24	4.4	1	0.2	0	0	23.9	27.3
1900	371	1	348	1	19	1	0	0	0	0	0	0	0	24	6.6	3	0.7	0	0	24.9	28.2
2000	277	1	260	1	15	0	0	0	0	0	0	0	0	32	11.6	2	0.9	0	0.1	26	29.3
2100	240	1	222	1	15	0	0	0	0	0	0	0	0	34	14.1	4	1.7	0	0.1	26.4	29.8
2200	170	1	156	0	12	0	0	0	0	0	0	0	0	27	16	4	2.3	0	0.2	26.7	30.2
2300	95	0	82	0	13	0	0	0	0	0	0	0	0	22	22.6	4	4.5	0	0.3	27.2	31.1
07-19	**5739**	**23**	**5271**	**40**	**371**	**10**	**8**	**3**	**3**	**2**	**6**	**0**	**1**	**282**	**4.9**	**22**	**0.4**	**3**	**0**	**24.1**	**27.5**
06-22	**6704**	**27**	**6158**	**43**	**437**	**12**	**8**	**3**	**4**	**2**	**7**	**0**	**1**	**389**	**5.8**	**35**	**0.5**	**3**	**0.1**	**24.3**	**27.7**
06-00	**6969**	**28**	**6397**	**44**	**462**	**12**	**8**	**3**	**4**	**2**	**7**	**0**	**1**	**438**	**6.3**	**43**	**0.6**	**4**	**0.1**	**24.4**	**28**
00-00	**7194**	**29**	**6583**	**44**	**499**	**13**	**8**	**3**	**4**	**2**	**7**	**0**	**1**	**506**	**7**	**62**	**0.9**	**5**	**0.1**	**24.6**	**28**

Site 2
Location A199 - approx 50 metres east of B6415
Direction East

6022 / Musselburgh
February 2016
Automatic Traffic Count

Virtual Week (1)

Time	Total	Classification												>PSL	>PSL%	>SL1	>SL1%	>SL2	>SL2%	Mean	Vpp
		1 MCL	2 SV	3 SVT	4 TB2	5 TB3	6 T4	7 ART3	8 ART4	9 ART5	10 ART6	11 BD	12 DRT	30	30	35 ACPO	35 ACPO	45 DfT	45 DfT		85
Mon	6887	31	6195	35	584	16	8	5	4	4	3	0	2	597	8.7	58	0.8	3	0	25	28.6
Tue	7858	32	7178	59	546	16	10	2	5	3	5	0	2	360	4.6	50	0.6	7	0.1	23.9	27.1
Wed	7647	29	6954	35	580	13	7	4	7	1	15	1	1	447	5.8	57	0.7	6	0.1	24.2	27.5
Thu	7613	27	6969	40	529	16	9	6	4	2	9	0	2	449	5.9	54	0.7	4	0.1	24	27.7
Fri	7588	28	6911	55	548	9	11	6	4	4	11	0	1	463	6.1	44	0.6	2	0	24.4	28
| Sat	6585	24	6067	43	429	11	6	0	1	1	2	0	1	543	8.2	68	1	5	0.1	25.1	28.4
| Sun	6179	30	5809	41	274	11	8	0	1	2	3	0	0	685	11.1	104	1.7	8	0.1	25.6	29.1
5 Day Ave.	**7519**	**29**	**6841**	**45**	**557**	**14**	**9**	**5**	**5**	**3**	**9**	**0**	**2**	**463**	**6.2**	**53**	**0.7**	**4**	**0.1**	**24.3**	**27.8**
7 Day Ave.	**7194**	**29**	**6583**	**44**	**499**	**13**	**8**	**3**	**4**	**2**	**7**	**0**	**1**	**506**	**7.0**	**62**	**0.9**	**5**	**0.1**	**24.6**	**28.0**
--	**50357**	**201**	**46083**	**308**	**3490**	**92**	**59**	**23**	**26**	**17**	**48**	**1**	**9**	**3544**	**7.0**	**435**	**0.9**	**35**	**0.1**	**24.6**	**28.0**

Summary Graphs

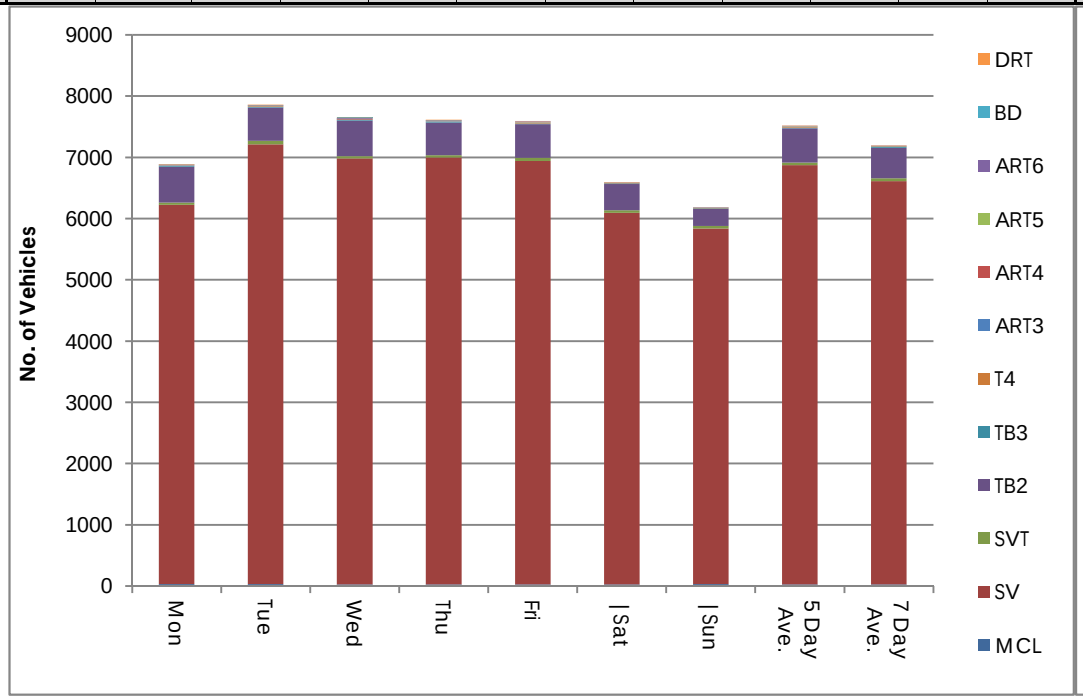

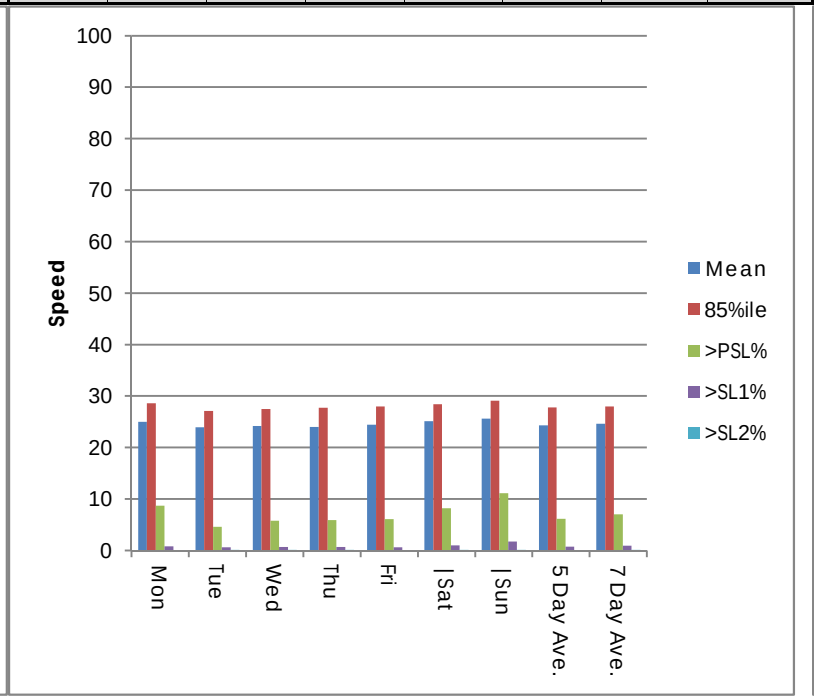

Nationwide Data Collection
for
Sam Shortt Consulting

Site 2
Location A199 - approx 50 metres east of B6415
Direction East

Tuesday, 23 February 2016

6022 / Musselburgh
February 2016
Automatic Traffic Count

Time	Total	Speed Bins (mph)																											
		0 - 5	5 - 10	10 - 15	15 - 20	20 - 25	25 - 30	30 - 35	35 - 40	40 - 45	45 - 50	50 - 55	55 - 60	60 - 65	65 - 70	70 - 75	75 - 80	80 - 85	85 - 90	90 - 95	95 - 100	100 - 105	105 - 110	110 - 115	115 - 120	120 - 125	125 - 130	130 - 135	135 - 140
0000	44	0	0	0	0	8	24	12	0	0	0	0	0	0	0	0	0	0	0	0	0	0	0	0	0	0	0	0	0
0100	15	0	0	0	0	2	6	5	1	1	0	0	0	0	0	0	0	0	0	0	0	0	0	0	0	0	0	0	0
0200	15	0	0	0	0	1	7	6	1	0	0	0	0	0	0	0	0	0	0	0	0	0	0	0	0	0	0	0	0
0300	12	0	0	0	0	1	6	1	0	4	0	0	0	0	0	0	0	0	0	0	0	0	0	0	0	0	0	0	0
0400	17	0	0	0	0	3	6	8	0	0	0	0	0	0	0	0	0	0	0	0	0	0	0	0	0	0	0	0	0
0500	45	0	0	0	2	11	17	9	5	1	0	0	0	0	0	0	0	0	0	0	0	0	0	0	0	0	0	0	0
0600	97	0	0	0	4	18	56	14	5	0	0	0	0	0	0	0	0	0	0	0	0	0	0	0	0	0	0	0	0
0700	253	0	0	4	24	139	71	15	0	0	0	0	0	0	0	0	0	0	0	0	0	0	0	0	0	0	0	0	0
0800	439	0	5	16	98	195	117	8	0	0	0	0	0	0	0	0	0	0	0	0	0	0	0	0	0	0	0	0	0
0900	434	0	1	3	71	216	132	9	2	0	0	0	0	0	0	0	0	0	0	0	0	0	0	0	0	0	0	0	0
1000	438	0	2	8	62	238	117	10	1	0	0	0	0	0	0	0	0	0	0	0	0	0	0	0	0	0	0	0	0
1100	**454**	**0**	**2**	**2**	**47**	**278**	**114**	**9**	**2**	**0**	**0**	**0**	**0**	**0**	**0**	**0**	**0**	**0**	**0**	**0**	**0**	**0**	**0**	**0**	**0**	**0**	**0**	**0**	**0**
1200	497	0	0	19	70	262	126	19	1	0	0	0	0	0	0	0	0	0	0	0	0	0	0	0	0	0	0	0	0
1300	560	0	0	5	56	310	170	16	2	0	0	0	0	1	0	0	0	0	0	0	0	0	0	0	0	0	0	0	0
1400	581	0	2	4	37	342	174	17	2	0	2	0	0	0	0	0	0	0	0	0	0	0	0	0	1	0	0	0	0
1500	570	0	3	1	52	298	192	24	0	0	0	0	0	0	0	0	0	0	0	0	0	0	0	0	0	0	0	0	0
1600	697	0	3	8	77	388	204	14	1	2	0	0	0	0	0	0	0	0	0	0	0	0	0	0	0	0	0	0	0
1700	**757**	**0**	**3**	**5**	**117**	**422**	**195**	**15**	**0**	**0**	**0**	**0**	**0**	**0**	**0**	**0**	**0**	**0**	**0**	**0**	**0**	**0**	**0**	**0**	**0**	**0**	**0**	**0**	**0**
1800	678	0	0	8	78	404	175	11	2	0	0	0	0	0	0	0	0	0	0	0	0	0	0	0	0	0	0	0	0
1900	433	0	0	0	26	226	168	13	0	0	0	0	0	0	0	0	0	0	0	0	0	0	0	0	0	0	0	0	0
2000	324	0	0	1	10	139	145	25	2	0	2	0	0	0	0	0	0	0	0	0	0	0	0	0	0	0	0	0	0
2100	261	0	0	1	8	107	118	22	4	0	1	0	0	0	0	0	0	0	0	0	0	0	0	0	0	0	0	0	0
2200	160	0	0	0	4	49	84	21	1	1	0	0	0	0	0	0	0	0	0	0	0	0	0	0	0	0	0	0	0
2300	77	0	0	0	1	32	35	7	2	0	0	0	0	0	0	0	0	0	0	0	0	0	0	0	0	0	0	0	0
07-19	**6358**	**0**	**21**	**83**	**789**	**3492**	**1787**	**167**	**13**	**2**	**2**	**0**	**0**	**1**	**0**	**0**	**0**	**0**	**0**	**0**	**0**	**0**	**0**	**0**	**0**	**1**	**0**	**0**	**0**
06-22	**7473**	**0**	**21**	**85**	**837**	**3982**	**2274**	**241**	**24**	**2**	**5**	**0**	**0**	**1**	**0**	**0**	**0**	**0**	**0**	**0**	**0**	**0**	**0**	**0**	**0**	**1**	**0**	**0**	**0**
06-00	**7710**	**0**	**21**	**85**	**842**	**4063**	**2393**	**269**	**27**	**3**	**5**	**0**	**0**	**1**	**0**	**0**	**0**	**0**	**0**	**0**	**0**	**0**	**0**	**0**	**0**	**1**	**0**	**0**	**0**
00-00	**7858**	**0**	**21**	**85**	**844**	**4089**	**2459**	**310**	**34**	**9**	**5**	**0**	**0**	**1**	**0**	**0**	**0**	**0**	**0**	**0**	**0**	**0**	**0**	**0**	**0**	**1**	**0**	**0**	**0**

Site 2
Location A199 - approx 50 metres east of B6415
Direction East

Wednesday, 24 February 2016

6022 / Musselburgh
February 2016
Automatic Traffic Count

Time	Total	Speed Bins (mph)																											
		0 - 5	5 - 10	10 - 15	15 - 20	20 - 25	25 - 30	30 - 35	35 - 40	40 - 45	45 - 50	50 - 55	55 - 60	60 - 65	65 - 70	70 - 75	75 - 80	80 - 85	85 - 90	90 - 95	95 - 100	100 - 105	105 - 110	110 - 115	115 - 120	120 - 125	125 - 130	130 - 135	135 - 140
0000	55	0	0	0	1	10	32	8	3	1	0	0	0	0	0	0	0	0	0	0	0	0	0	0	0	0	0	0	0
0100	21	0	0	0	0	2	12	3	2	1	1	0	0	0	0	0	0	0	0	0	0	0	0	0	0	0	0	0	0
0200	7	0	0	0	0	1	5	1	0	0	0	0	0	0	0	0	0	0	0	0	0	0	0	0	0	0	0	0	0
0300	20	0	0	0	0	2	15	3	0	0	0	0	0	0	0	0	0	0	0	0	0	0	0	0	0	0	0	0	0
0400	31	0	0	0	0	7	8	3	7	2	3	1	0	0	0	0	0	0	0	0	0	0	0	0	0	0	0	0	0
0500	35	0	0	0	3	8	15	8	1	0	0	0	0	0	0	0	0	0	0	0	0	0	0	0	0	0	0	0	0
0600	105	0	0	0	4	30	52	14	4	1	0	0	0	0	0	0	0	0	0	0	0	0	0	0	0	0	0	0	0
0700	254	0	1	5	23	114	96	15	0	0	0	0	0	0	0	0	0	0	0	0	0	0	0	0	0	0	0	0	0
0800	402	0	1	17	56	155	159	13	1	0	0	0	0	0	0	0	0	0	0	0	0	0	0	0	0	0	0	0	0
0900	371	1	0	13	46	193	100	17	0	1	0	0	0	0	0	0	0	0	0	0	0	0	0	0	0	0	0	0	0
1000	437	0	0	9	37	231	146	14	0	0	0	0	0	0	0	0	0	0	0	0	0	0	0	0	0	0	0	0	0
1100	**467**	**0**	**3**	**15**	**32**	**253**	**152**	**12**	**0**	**0**	**0**	**0**	**0**	**0**	**0**	**0**	**0**	**0**	**0**	**0**	**0**	**0**	**0**	**0**	**0**	**0**	**0**	**0**	**0**
1200	483	0	1	7	65	254	141	14	1	0	0	0	0	0	0	0	0	0	0	0	0	0	0	0	0	0	0	0	0
1300	467	0	0	4	51	269	120	20	3	0	0	0	0	0	0	0	0	0	0	0	0	0	0	0	0	0	0	0	0
1400	531	0	1	5	42	283	181	17	1	0	1	0	0	0	0	0	0	0	0	0	0	0	0	0	0	0	0	0	0
1500	537	0	1	4	48	273	177	32	2	0	0	0	0	0	0	0	0	0	0	0	0	0	0	0	0	0	0	0	0
1600	691	1	1	9	66	394	192	25	2	1	0	0	0	0	0	0	0	0	0	0	0	0	0	0	0	0	0	0	0
1700	**701**	**0**	**0**	**7**	**110**	**344**	**216**	**24**	**0**	**0**	**0**	**0**	**0**	**0**	**0**	**0**	**0**	**0**	**0**	**0**	**0**	**0**	**0**	**0**	**0**	**0**	**0**	**0**	**0**
1800	591	0	0	6	129	316	128	12	0	0	0	0	0	0	0	0	0	0	0	0	0	0	0	0	0	0	0	0	0
1900	440	0	0	1	18	238	161	21	1	0	0	0	0	0	0	0	0	0	0	0	0	0	0	0	0	0	0	0	0
2000	319	0	0	0	27	128	132	28	3	1	0	0	0	0	0	0	0	0	0	0	0	0	0	0	0	0	0	0	0
2100	339	0	0	0	3	137	163	34	2	0	0	0	0	0	0	0	0	0	0	0	0	0	0	0	0	0	0	0	0
2200	256	0	0	0	7	81	131	32	4	1	0	0	0	0	0	0	0	0	0	0	0	0	0	0	0	0	0	0	0
2300	87	0	0	0	2	19	41	20	5	0	0	0	0	0	0	0	0	0	0	0	0	0	0	0	0	0	0	0	0
07-19	**5932**	**2**	**9**	**101**	**705**	**3079**	**1808**	**215**	**10**	**2**	**1**	**0**	**0**	**0**	**0**	**0**	**0**	**0**	**0**	**0**	**0**	**0**	**0**	**0**	**0**	**0**	**0**	**0**	**0**
06-22	**7135**	**2**	**9**	**102**	**757**	**3612**	**2316**	**312**	**20**	**4**	**1**	**0**	**0**	**0**	**0**	**0**	**0**	**0**	**0**	**0**	**0**	**0**	**0**	**0**	**0**	**0**	**0**	**0**	**0**
06-00	**7478**	**2**	**9**	**102**	**766**	**3712**	**2488**	**364**	**29**	**5**	**1**	**0**	**0**	**0**	**0**	**0**	**0**	**0**	**0**	**0**	**0**	**0**	**0**	**0**	**0**	**0**	**0**	**0**	**0**
00-00	**7647**	**2**	**9**	**102**	**770**	**3742**	**2575**	**390**	**42**	**9**	**5**	**1**	**0**	**0**	**0**	**0**	**0**	**0**	**0**	**0**	**0**	**0**	**0**	**0**	**0**	**0**	**0**	**0**	**0**

Site 2
Location A199 - approx 50 metres east of B6415
Direction East

6022 / Musselburgh
February 2016
Automatic Traffic Count

Thursday, 25 February 2016

Time	Total	Speed Bins (mph)																											
		0 - 5	5 - 10	10 - 15	15 - 20	20 - 25	25 - 30	30 - 35	35 - 40	40 - 45	45 - 50	50 - 55	55 - 60	60 - 65	65 - 70	70 - 75	75 - 80	80 - 85	85 - 90	90 - 95	95 - 100	100 - 105	105 - 110	110 - 115	115 - 120	120 - 125	125 - 130	130 - 135	135 - 140
0000	54	0	0	0	0	14	26	11	3	0	0	0	0	0	0	0	0	0	0	0	0	0	0	0	0	0	0	0	0
0100	23	0	0	0	0	9	9	3	1	1	0	0	0	0	0	0	0	0	0	0	0	0	0	0	0	0	0	0	0
0200	19	0	0	0	0	4	9	3	3	0	0	0	0	0	0	0	0	0	0	0	0	0	0	0	0	0	0	0	0
0300	20	0	0	0	0	6	7	5	1	1	0	0	0	0	0	0	0	0	0	0	0	0	0	0	0	0	0	0	0
0400	15	0	0	0	0	5	7	1	2	0	0	0	0	0	0	0	0	0	0	0	0	0	0	0	0	0	0	0	0
0500	43	0	0	0	4	10	18	7	2	1	1	0	0	0	0	0	0	0	0	0	0	0	0	0	0	0	0	0	0
0600	85	0	0	2	7	26	35	12	2	1	0	0	0	0	0	0	0	0	0	0	0	0	0	0	0	0	0	0	0
0700	207	0	1	9	13	113	62	8	1	0	0	0	0	0	0	0	0	0	0	0	0	0	0	0	0	0	0	0	0
0800	388	0	0	5	20	186	148	27	2	0	0	0	0	0	0	0	0	0	0	0	0	0	0	0	0	0	0	0	0
0900	445	0	7	16	66	201	134	20	1	0	0	0	0	0	0	0	0	0	0	0	0	0	0	0	0	0	0	0	0
1000	**446**	**0**	**5**	**19**	**58**	**237**	**110**	**16**	**1**	**0**	**0**	**0**	**0**	**0**	**0**	**0**	**0**	**0**	**0**	**0**	**0**	**0**	**0**	**0**	**0**	**0**	**0**	**0**	**0**
1100	433	0	11	55	88	163	99	16	1	0	0	0	0	0	0	0	0	0	0	0	0	0	0	0	0	0	0	0	0
1200	455	0	0	7	40	267	124	16	1	0	0	0	0	0	0	0	0	0	0	0	0	0	0	0	0	0	0	0	0
1300	503	0	3	6	77	251	157	8	1	0	0	0	0	0	0	0	0	0	0	0	0	0	0	0	0	0	0	0	0
1400	569	0	0	9	46	285	216	12	0	1	0	0	0	0	0	0	0	0	0	0	0	0	0	0	0	0	0	0	0
1500	491	0	0	13	29	264	166	17	2	0	0	0	0	0	0	0	0	0	0	0	0	0	0	0	0	0	0	0	0
1600	707	0	0	8	49	347	269	29	3	2	0	0	0	0	0	0	0	0	0	0	0	0	0	0	0	0	0	0	0
1700	**738**	**0**	**1**	**37**	**99**	**354**	**214**	**31**	**2**	**0**	**0**	**0**	**0**	**0**	**0**	**0**	**0**	**0**	**0**	**0**	**0**	**0**	**0**	**0**	**0**	**0**	**0**	**0**	**0**
1800	674	0	0	2	63	393	187	28	1	0	0	0	0	0	0	0	0	0	0	0	0	0	0	0	0	0	0	0	0
1900	423	0	0	5	49	164	178	23	2	1	1	0	0	0	0	0	0	0	0	0	0	0	0	0	0	0	0	0	0
2000	316	0	0	0	5	125	161	24	1	0	0	0	0	0	0	0	0	0	0	0	0	0	0	0	0	0	0	0	0
2100	279	0	0	0	10	85	143	35	5	1	0	0	0	0	0	0	0	0	0	0	0	0	0	0	0	0	0	0	0
2200	192	0	0	5	8	54	104	20	1	0	0	0	0	0	0	0	0	0	0	0	0	0	0	0	0	0	0	0	0
2300	88	0	0	0	6	10	45	23	1	1	1	1	0	0	0	0	0	0	0	0	0	0	0	0	0	0	0	0	0
07-19	**6056**	**0**	**28**	**186**	**648**	**3061**	**1886**	**228**	**16**	**3**	**0**	**0**	**0**	**0**	**0**	**0**	**0**	**0**	**0**	**0**	**0**	**0**	**0**	**0**	**0**	**0**	**0**	**0**	**0**
06-22	**7159**	**0**	**28**	**193**	**719**	**3461**	**2403**	**322**	**26**	**6**	**1**	**0**	**0**	**0**	**0**	**0**	**0**	**0**	**0**	**0**	**0**	**0**	**0**	**0**	**0**	**0**	**0**	**0**	**0**
06-00	**7439**	**0**	**28**	**198**	**733**	**3525**	**2552**	**365**	**28**	**7**	**2**	**1**	**0**	**0**	**0**	**0**	**0**	**0**	**0**	**0**	**0**	**0**	**0**	**0**	**0**	**0**	**0**	**0**	**0**
00-00	**7613**	**0**	**28**	**198**	**737**	**3573**	**2628**	**395**	**40**	**10**	**3**	**1**	**0**	**0**	**0**	**0**	**0**	**0**	**0**	**0**	**0**	**0**	**0**	**0**	**0**	**0**	**0**	**0**	**0**

Site 2
Location A199 - approx 50 metres east of B6415
Direction East

6022 / Musselburgh
February 2016
Automatic Traffic Count

Friday, 26 February 2016

Time	Total	Speed Bins (mph)																											
		0 - 5	5 - 10	10 - 15	15 - 20	20 - 25	25 - 30	30 - 35	35 - 40	40 - 45	45 - 50	50 - 55	55 - 60	60 - 65	65 - 70	70 - 75	75 - 80	80 - 85	85 - 90	90 - 95	95 - 100	100 - 105	105 - 110	110 - 115	115 - 120	120 - 125	125 - 130	130 - 135	135 - 140
0000	47	0	0	0	2	11	22	10	2	0	0	0	0	0	0	0	0	0	0	0	0	0	0	0	0	0	0	0	0
0100	28	0	0	0	0	4	13	5	5	1	0	0	0	0	0	0	0	0	0	0	0	0	0	0	0	0	0	0	0
0200	11	0	0	0	0	1	6	4	0	0	0	0	0	0	0	0	0	0	0	0	0	0	0	0	0	0	0	0	0
0300	14	0	0	0	0	1	8	3	2	0	0	0	0	0	0	0	0	0	0	0	0	0	0	0	0	0	0	0	0
0400	20	0	0	0	0	3	11	5	1	0	0	0	0	0	0	0	0	0	0	0	0	0	0	0	0	0	0	0	0
0500	46	0	0	0	3	13	16	13	1	0	0	0	0	0	0	0	0	0	0	0	0	0	0	0	0	0	0	0	0
0600	80	0	0	0	3	31	29	11	4	1	1	0	0	0	0	0	0	0	0	0	0	0	0	0	0	0	0	0	0
0700	221	0	0	3	16	93	88	17	4	0	0	0	0	0	0	0	0	0	0	0	0	0	0	0	0	0	0	0	0
0800	370	0	0	9	36	164	141	19	1	0	0	0	0	0	0	0	0	0	0	0	0	0	0	0	0	0	0	0	0
0900	404	0	0	0	52	203	132	16	1	0	0	0	0	0	0	0	0	0	0	0	0	0	0	0	0	0	0	0	0
1000	419	0	1	3	27	234	135	19	0	0	0	0	0	0	0	0	0	0	0	0	0	0	0	0	0	0	0	0	0
1100	**452**	**0**	**2**	**18**	**39**	**198**	**162**	**29**	**2**	**2**	**0**	**0**	**0**	**0**	**0**	**0**	**0**	**0**	**0**	**0**	**0**	**0**	**0**	**0**	**0**	**0**	**0**	**0**	**0**
1200	504	0	2	24	64	241	162	10	1	0	0	0	0	0	0	0	0	0	0	0	0	0	0	0	0	0	0	0	0
1300	556	0	11	72	134	218	109	12	0	0	0	0	0	0	0	0	0	0	0	0	0	0	0	0	0	0	0	0	0
1400	610	0	0	7	29	304	236	32	2	0	0	0	0	0	0	0	0	0	0	0	0	0	0	0	0	0	0	0	0
1500	676	1	0	4	54	315	279	23	0	0	0	0	0	0	0	0	0	0	0	0	0	0	0	0	0	0	0	0	0
1600	667	0	6	11	24	296	293	36	0	0	1	0	0	0	0	0	0	0	0	0	0	0	0	0	0	0	0	0	0
1700	**715**	**0**	**0**	**9**	**53**	**337**	**283**	**32**	**0**	**1**	**0**	**0**	**0**	**0**	**0**	**0**	**0**	**0**	**0**	**0**	**0**	**0**	**0**	**0**	**0**	**0**	**0**	**0**	**0**
1800	533	4	0	0	55	265	184	23	1	1	0	0	0	0	0	0	0	0	0	0	0	0	0	0	0	0	0	0	0
1900	367	0	0	0	7	194	152	12	1	1	0	0	0	0	0	0	0	0	0	0	0	0	0	0	0	0	0	0	0
2000	274	0	0	0	2	108	129	34	1	0	0	0	0	0	0	0	0	0	0	0	0	0	0	0	0	0	0	0	0
2100	237	0	0	1	2	92	116	22	1	3	0	0	0	0	0	0	0	0	0	0	0	0	0	0	0	0	0	0	0
2200	194	0	0	0	0	60	120	13	1	0	0	0	0	0	0	0	0	0	0	0	0	0	0	0	0	0	0	0	0
2300	143	0	0	0	4	42	77	19	1	0	0	0	0	0	0	0	0	0	0	0	0	0	0	0	0	0	0	0	0
07-19	**6127**	**5**	**22**	**160**	**583**	**2868**	**2204**	**268**	**12**	**4**	**1**	**0**	**0**	**0**	**0**	**0**	**0**	**0**	**0**	**0**	**0**	**0**	**0**	**0**	**0**	**0**	**0**	**0**	**0**
06-22	**7085**	**5**	**22**	**161**	**597**	**3293**	**2630**	**347**	**19**	**9**	**2**	**0**	**0**	**0**	**0**	**0**	**0**	**0**	**0**	**0**	**0**	**0**	**0**	**0**	**0**	**0**	**0**	**0**	**0**
06-00	**7422**	**5**	**22**	**161**	**601**	**3395**	**2827**	**379**	**21**	**9**	**2**	**0**	**0**	**0**	**0**	**0**	**0**	**0**	**0**	**0**	**0**	**0**	**0**	**0**	**0**	**0**	**0**	**0**	**0**
00-00	**7588**	**5**	**22**	**161**	**606**	**3428**	**2903**	**419**	**32**	**10**	**2**	**0**	**0**	**0**	**0**	**0**	**0**	**0**	**0**	**0**	**0**	**0**	**0**	**0**	**0**	**0**	**0**	**0**	**0**

Nationwide Data Collection
for
Sam Shortt Consulting

Site 2
Location A199 - approx 50 metres east of B6415
Direction East

6022 / Musselburgh
February 2016
Automatic Traffic Count

Saturday, 27 February 2016

Time	Total	Speed Bins (mph)																											
		0 - 5	5 - 10	10 - 15	15 - 20	20 - 25	25 - 30	30 - 35	35 - 40	40 - 45	45 - 50	50 - 55	55 - 60	60 - 65	65 - 70	70 - 75	75 - 80	80 - 85	85 - 90	90 - 95	95 - 100	100 - 105	105 - 110	110 - 115	115 - 120	120 - 125	125 - 130	130 - 135	135 - 140
0000	107	0	0	0	1	34	62	10	0	0	0	0	0	0	0	0	0	0	0	0	0	0	0	0	0	0	0	0	0
0100	71	0	0	0	0	25	28	14	3	1	0	0	0	0	0	0	0	0	0	0	0	0	0	0	0	0	0	0	0
0200	32	0	0	0	0	9	8	12	2	1	0	0	0	0	0	0	0	0	0	0	0	0	0	0	0	0	0	0	0
0300	52	0	0	0	0	7	22	16	7	0	0	0	0	0	0	0	0	0	0	0	0	0	0	0	0	0	0	0	0
0400	28	0	0	0	1	13	8	4	1	1	0	0	0	0	0	0	0	0	0	0	0	0	0	0	0	0	0	0	0
0500	34	0	0	0	5	10	9	9	1	0	0	0	0	0	0	0	0	0	0	0	0	0	0	0	0	0	0	0	0
0600	61	0	0	0	2	17	32	8	2	0	0	0	0	0	0	0	0	0	0	0	0	0	0	0	0	0	0	0	0
0700	73	0	0	0	2	20	37	11	2	1	0	0	0	0	0	0	0	0	0	0	0	0	0	0	0	0	0	0	0
0800	194	0	0	6	11	71	81	22	3	0	0	0	0	0	0	0	0	0	0	0	0	0	0	0	0	0	0	0	0
0900	328	0	0	0	29	139	130	29	0	1	0	0	0	0	0	0	0	0	0	0	0	0	0	0	0	0	0	0	0
1000	**467**	**0**	**1**	**9**	**46**	**229**	**156**	**22**	**4**	**0**	**0**	**0**	**0**	**0**	**0**	**0**	**0**	**0**	**0**	**0**	**0**	**0**	**0**	**0**	**0**	**0**	**0**	**0**	**0**
1100	**467**	**0**	**0**	**7**	**38**	**225**	**168**	**26**	**1**	**0**	**0**	**0**	**0**	**0**	**0**	**0**	**0**	**0**	**0**	**0**	**0**	**0**	**0**	**0**	**2**	**0**	**0**	**0**	**0**
1200	588	0	0	2	55	304	201	23	0	0	0	0	0	0	0	0	0	0	0	0	3	0	0	0	0	0	0	0	0
1300	**595**	**0**	**1**	**9**	**31**	**280**	**251**	**20**	**3**	**0**	**0**	**0**	**0**	**0**	**0**	**0**	**0**	**0**	**0**	**0**	**0**	**0**	**0**	**0**	**0**	**0**	**0**	**0**	**0**
1400	546	0	0	1	29	285	209	22	0	0	0	0	0	0	0	0	0	0	0	0	0	0	0	0	0	0	0	0	0
1500	546	0	0	0	28	258	234	24	2	0	0	0	0	0	0	0	0	0	0	0	0	0	0	0	0	0	0	0	0
1600	511	0	0	0	5	258	221	23	2	2	0	0	0	0	0	0	0	0	0	0	0	0	0	0	0	0	0	0	0
1700	476	0	0	3	5	200	226	37	5	0	0	0	0	0	0	0	0	0	0	0	0	0	0	0	0	0	0	0	0
1800	404	0	3	6	23	220	128	22	1	1	0	0	0	0	0	0	0	0	0	0	0	0	0	0	0	0	0	0	0
1900	314	2	0	1	14	144	125	26	2	0	0	0	0	0	0	0	0	0	0	0	0	0	0	0	0	0	0	0	0
2000	222	0	0	0	1	91	106	24	0	0	0	0	0	0	0	0	0	0	0	0	0	0	0	0	0	0	0	0	0
2100	176	0	0	1	1	58	85	26	4	1	0	0	0	0	0	0	0	0	0	0	0	0	0	0	0	0	0	0	0
2200	160	0	0	0	5	57	68	24	6	0	0	0	0	0	0	0	0	0	0	0	0	0	0	0	0	0	0	0	0
2300	133	0	0	0	4	37	68	21	1	2	0	0	0	0	0	0	0	0	0	0	0	0	0	0	0	0	0	0	0
07-19	**5195**	**0**	**5**	**43**	**302**	**2489**	**2042**	**281**	**23**	**5**	**0**	**0**	**0**	**0**	**0**	**0**	**0**	**0**	**0**	**0**	**3**	**0**	**0**	**0**	**2**	**0**	**0**	**0**	**0**
06-22	**5968**	**2**	**5**	**45**	**320**	**2799**	**2390**	**365**	**31**	**6**	**0**	**0**	**0**	**0**	**0**	**0**	**0**	**0**	**0**	**0**	**3**	**0**	**0**	**0**	**2**	**0**	**0**	**0**	**0**
06-00	**6261**	**2**	**5**	**45**	**329**	**2893**	**2526**	**410**	**38**	**8**	**0**	**0**	**0**	**0**	**0**	**0**	**0**	**0**	**0**	**0**	**3**	**0**	**0**	**0**	**2**	**0**	**0**	**0**	**0**
00-00	**6585**	**2**	**5**	**45**	**336**	**2991**	**2663**	**475**	**52**	**11**	**0**	**0**	**0**	**0**	**0**	**0**	**0**	**0**	**0**	**0**	**3**	**0**	**0**	**0**	**2**	**0**	**0**	**0**	**0**

Site 2
Location A199 - approx 50 metres east of B6415
Direction East

6022 / Musselburgh
February 2016
Automatic Traffic Count

Sunday, 28 February 2016

Time	Total	Speed Bins (mph)																											
		0 - 5	5 - 10	10 - 15	15 - 20	20 - 25	25 - 30	30 - 35	35 - 40	40 - 45	45 - 50	50 - 55	55 - 60	60 - 65	65 - 70	70 - 75	75 - 80	80 - 85	85 - 90	90 - 95	95 - 100	100 - 105	105 - 110	110 - 115	115 - 120	120 - 125	125 - 130	130 - 135	135 - 140
0000	128	0	0	0	0	40	66	19	3	0	0	0	0	0	0	0	0	0	0	0	0	0	0	0	0	0	0	0	0
0100	89	0	0	0	4	14	44	23	3	1	0	0	0	0	0	0	0	0	0	0	0	0	0	0	0	0	0	0	0
0200	89	0	0	0	1	12	50	20	6	0	0	0	0	0	0	0	0	0	0	0	0	0	0	0	0	0	0	0	0
0300	60	0	0	0	0	3	27	18	9	2	1	0	0	0	0	0	0	0	0	0	0	0	0	0	0	0	0	0	0
0400	49	0	0	0	1	4	23	13	8	0	0	0	0	0	0	0	0	0	0	0	0	0	0	0	0	0	0	0	0
0500	34	0	0	1	0	3	12	11	4	3	0	0	0	0	0	0	0	0	0	0	0	0	0	0	0	0	0	0	0
0600	27	0	0	0	2	5	9	7	3	0	0	1	0	0	0	0	0	0	0	0	0	0	0	0	0	0	0	0	0
0700	54	0	0	0	1	11	24	15	3	0	0	0	0	0	0	0	0	0	0	0	0	0	0	0	0	0	0	0	0
0800	109	0	0	0	0	33	54	19	1	2	0	0	0	0	0	0	0	0	0	0	0	0	0	0	0	0	0	0	0
0900	197	0	0	0	5	48	99	39	4	2	0	0	0	0	0	0	0	0	0	0	0	0	0	0	0	0	0	0	0
1000	367	0	0	1	13	142	182	28	1	0	0	0	0	0	0	0	0	0	0	0	0	0	0	0	0	0	0	0	0
1100	**408**	**0**	**0**	**6**	**30**	**157**	**185**	**28**	**2**	**0**	**0**	**0**	**0**	**0**	**0**	**0**	**0**	**0**	**0**	**0**	**0**	**0**	**0**	**0**	**0**	**0**	**0**	**0**	**0**
1200	587	0	0	10	42	287	210	35	3	0	0	0	0	0	0	0	0	0	0	0	0	0	0	0	0	0	0	0	0
1300	560	0	2	2	28	282	226	18	2	0	0	0	0	0	0	0	0	0	0	0	0	0	0	0	0	0	0	0	0
1400	**618**	**0**	**0**	**13**	**71**	**316**	**186**	**26**	**2**	**1**	**0**	**0**	**0**	**0**	**0**	**0**	**0**	**3**	**0**	**0**	**0**	**0**	**0**	**0**	**0**	**0**	**0**	**0**	**0**
1500	593	0	0	2	31	342	194	22	1	0	1	0	0	0	0	0	0	0	0	0	0	0	0	0	0	0	0	0	0
1600	524	2	0	3	16	228	239	32	2	0	0	0	0	0	0	0	0	0	0	0	2	0	0	0	0	0	0	0	0
1700	484	0	0	1	10	215	225	29	3	1	0	0	0	0	0	0	0	0	0	0	0	0	0	0	0	0	0	0	0
1800	361	0	0	0	12	151	166	31	1	0	0	0	0	0	0	0	0	0	0	0	0	0	0	0	0	0	0	0	0
1900	262	0	0	0	5	91	125	35	5	1	0	0	0	0	0	0	0	0	0	0	0	0	0	0	0	0	0	0	0
2000	208	0	0	0	0	49	128	29	2	0	0	0	0	0	0	0	0	0	0	0	0	0	0	0	0	0	0	0	0
2100	182	0	0	1	2	47	93	35	4	0	0	0	0	0	0	0	0	0	0	0	0	0	0	0	0	0	0	0	0
2200	115	0	0	0	4	22	53	32	4	0	0	0	0	0	0	0	0	0	0	0	0	0	0	0	0	0	0	0	0
2300	74	0	0	0	1	21	28	17	7	0	0	0	0	0	0	0	0	0	0	0	0	0	0	0	0	0	0	0	0
07-19	**4862**	**2**	**2**	**38**	**259**	**2212**	**1990**	**322**	**25**	**6**	**1**	**0**	**0**	**0**	**0**	**0**	**0**	**3**	**0**	**0**	**2**	**0**	**0**	**0**	**0**	**0**	**0**	**0**	**0**
06-22	**5541**	**2**	**2**	**39**	**268**	**2404**	**2345**	**428**	**39**	**7**	**1**	**1**	**0**	**0**	**0**	**0**	**0**	**3**	**0**	**0**	**2**	**0**	**0**	**0**	**0**	**0**	**0**	**0**	**0**
06-00	**5730**	**2**	**2**	**39**	**273**	**2447**	**2426**	**477**	**50**	**7**	**1**	**1**	**0**	**0**	**0**	**0**	**0**	**3**	**0**	**0**	**2**	**0**	**0**	**0**	**0**	**0**	**0**	**0**	**0**
00-00	**6179**	**2**	**2**	**40**	**279**	**2523**	**2648**	**581**	**83**	**13**	**2**	**1**	**0**	**0**	**0**	**0**	**0**	**3**	**0**	**0**	**2**	**0**	**0**	**0**	**0**	**0**	**0**	**0**	**0**

Nationwide Data Collection
for
Sam Shortt Consulting

Site 2
Location A199 - approx 50 metres east of B6415
Direction East

Monday, 29 February 2016

6022 / Musselburgh
February 2016
Automatic Traffic Count

Time	Total	Speed Bins (mph)																											
		0 - 5	5 - 10	10 - 15	15 - 20	20 - 25	25 - 30	30 - 35	35 - 40	40 - 45	45 - 50	50 - 55	55 - 60	60 - 65	65 - 70	70 - 75	75 - 80	80 - 85	85 - 90	90 - 95	95 - 100	100 - 105	105 - 110	110 - 115	115 - 120	120 - 125	125 - 130	130 - 135	135 - 140
0000	43	0	0	0	0	5	20	14	3	1	0	0	0	0	0	0	0	0	0	0	0	0	0	0	0	0	0	0	0
0100	20	0	0	0	0	2	13	3	2	0	0	0	0	0	0	0	0	0	0	0	0	0	0	0	0	0	0	0	0
0200	14	0	0	0	0	3	8	3	0	0	0	0	0	0	0	0	0	0	0	0	0	0	0	0	0	0	0	0	0
0300	14	0	0	0	0	1	8	3	2	0	0	0	0	0	0	0	0	0	0	0	0	0	0	0	0	0	0	0	0
0400	15	0	0	0	0	6	5	3	0	1	0	0	0	0	0	0	0	0	0	0	0	0	0	0	0	0	0	0	0
0500	40	0	0	0	2	8	13	14	2	1	0	0	0	0	0	0	0	0	0	0	0	0	0	0	0	0	0	0	0
0600	85	0	0	0	2	24	34	20	5	0	0	0	0	0	0	0	0	0	0	0	0	0	0	0	0	0	0	0	0
0700	227	0	0	5	8	64	122	25	3	0	0	0	0	0	0	0	0	0	0	0	0	0	0	0	0	0	0	0	0
0800	362	0	0	0	33	157	148	24	0	0	0	0	0	0	0	0	0	0	0	0	0	0	0	0	0	0	0	0	0
0900	385	0	0	4	14	188	151	27	1	0	0	0	0	0	0	0	0	0	0	0	0	0	0	0	0	0	0	0	0
1000	397	0	3	1	42	199	131	20	1	0	0	0	0	0	0	0	0	0	0	0	0	0	0	0	0	0	0	0	0
1100	**466**	**0**	**0**	**3**	**63**	**258**	**131**	**11**	**0**	**0**	**0**	**0**	**0**	**0**	**0**	**0**	**0**	**0**	**0**	**0**	**0**	**0**	**0**	**0**	**0**	**0**	**0**	**0**	**0**
1200	418	0	1	1	23	221	152	20	0	0	0	0	0	0	0	0	0	0	0	0	0	0	0	0	0	0	0	0	0
1300	505	0	0	12	43	236	185	28	1	0	0	0	0	0	0	0	0	0	0	0	0	0	0	0	0	0	0	0	0
1400	473	0	0	2	26	170	234	41	0	0	0	0	0	0	0	0	0	0	0	0	0	0	0	0	0	0	0	0	0
1500	529	0	0	1	30	223	244	29	1	0	1	0	0	0	0	0	0	0	0	0	0	0	0	0	0	0	0	0	0
1600	**668**	**0**	**0**	**16**	**25**	**309**	**268**	**47**	**3**	**0**	**0**	**0**	**0**	**0**	**0**	**0**	**0**	**0**	**0**	**0**	**0**	**0**	**0**	**0**	**0**	**0**	**0**	**0**	**0**
1700	**668**	**0**	**2**	**7**	**47**	**267**	**303**	**39**	**3**	**0**	**0**	**0**	**0**	**0**	**0**	**0**	**0**	**0**	**0**	**0**	**0**	**0**	**0**	**0**	**0**	**0**	**0**	**0**	**0**
1800	547	0	1	1	54	254	204	33	0	0	0	0	0	0	0	0	0	0	0	0	0	0	0	0	0	0	0	0	0
1900	356	0	2	3	18	162	145	23	3	0	0	0	0	0	0	0	0	0	0	0	0	0	0	0	0	0	0	0	0
2000	275	0	0	0	6	88	133	43	5	0	0	0	0	0	0	0	0	0	0	0	0	0	0	0	0	0	0	0	0
2100	204	0	0	0	1	52	114	34	3	0	0	0	0	0	0	0	0	0	0	0	0	0	0	0	0	0	0	0	0
2200	110	0	0	0	1	20	60	21	6	0	0	2	0	0	0	0	0	0	0	0	0	0	0	0	0	0	0	0	0
2300	66	0	0	1	5	9	29	14	7	1	0	0	0	0	0	0	0	0	0	0	0	0	0	0	0	0	0	0	0
07-19	**5645**	**0**	**7**	**53**	**408**	**2546**	**2273**	**344**	**13**	**0**	**1**	**0**	**0**	**0**	**0**	**0**	**0**	**0**	**0**	**0**	**0**	**0**	**0**	**0**	**0**	**0**	**0**	**0**	**0**
06-22	**6565**	**0**	**9**	**56**	**435**	**2872**	**2699**	**464**	**29**	**0**	**1**	**0**	**0**	**0**	**0**	**0**	**0**	**0**	**0**	**0**	**0**	**0**	**0**	**0**	**0**	**0**	**0**	**0**	**0**
06-00	**6741**	**0**	**9**	**57**	**441**	**2901**	**2788**	**499**	**42**	**1**	**1**	**2**	**0**	**0**	**0**	**0**	**0**	**0**	**0**	**0**	**0**	**0**	**0**	**0**	**0**	**0**	**0**	**0**	**0**
00-00	**6887**	**0**	**9**	**57**	**443**	**2926**	**2855**	**539**	**51**	**4**	**1**	**2**	**0**	**0**	**0**	**0**	**0**	**0**	**0**	**0**	**0**	**0**	**0**	**0**	**0**	**0**	**0**	**0**	**0**

Nationwide Data Collection
for
Sam Shortt Consulting

Site 2
Location A199 - approx 50 metres east of B6415
Direction East

6022 / Musselburgh
February 2016
Automatic Traffic Count

Virtual Day (7)

Time	Total	Speed Bins (mph)																											
		0 - 5	5 - 10	10 - 15	15 - 20	20 - 25	25 - 30	30 - 35	35 - 40	40 - 45	45 - 50	50 - 55	55 - 60	60 - 65	65 - 70	70 - 75	75 - 80	80 - 85	85 - 90	90 - 95	95 - 100	100 - 105	105 - 110	110 - 115	115 - 120	120 - 125	125 - 130	130 - 135	135 - 140
0000	68	0	0	0	1	17	36	12	2	0	0	0	0	0	0	0	0	0	0	0	0	0	0	0	0	0	0	0	0
0100	38	0	0	0	1	8	18	8	2	1	0	0	0	0	0	0	0	0	0	0	0	0	0	0	0	0	0	0	0
0200	27	0	0	0	0	4	13	7	2	0	0	0	0	0	0	0	0	0	0	0	0	0	0	0	0	0	0	0	0
0300	27	0	0	0	0	3	13	7	3	1	0	0	0	0	0	0	0	0	0	0	0	0	0	0	0	0	0	0	0
0400	25	0	0	0	0	6	10	5	3	1	0	0	0	0	0	0	0	0	0	0	0	0	0	0	0	0	0	0	0
0500	40	0	0	0	3	9	14	10	2	1	0	0	0	0	0	0	0	0	0	0	0	0	0	0	0	0	0	0	0
0600	77	0	0	0	3	22	35	12	4	0	0	0	0	0	0	0	0	0	0	0	0	0	0	0	0	0	0	0	0
0700	184	0	0	4	12	79	71	15	2	0	0	0	0	0	0	0	0	0	0	0	0	0	0	0	0	0	0	0	0
0800	323	0	1	8	36	137	121	19	1	0	0	0	0	0	0	0	0	0	0	0	0	0	0	0	0	0	0	0	0
0900	366	0	1	5	40	170	125	22	1	1	0	0	0	0	0	0	0	0	0	0	0	0	0	0	0	0	0	0	0
1000	424	0	2	7	41	216	140	18	1	0	0	0	0	0	0	0	0	0	0	0	0	0	0	0	0	0	0	0	0
1100	**450**	**0**	**3**	**15**	**48**	**219**	**144**	**19**	**1**	**0**	**0**	**0**	**0**	**0**	**0**	**0**	**0**	**0**	**0**	**0**	**0**	**0**	**0**	**0**	**0**	**0**	**0**	**0**	**0**
1200	505	0	1	10	51	262	159	20	1	0	0	0	0	0	0	0	0	0	0	0	0	0	0	0	0	0	0	0	0
1300	535	0	2	16	60	264	174	17	2	0	0	0	0	0	0	0	0	0	0	0	0	0	0	0	0	0	0	0	0
1400	561	0	0	6	40	284	205	24	1	0	0	0	0	0	0	0	0	0	0	0	0	0	0	0	0	0	0	0	0
1500	563	0	1	4	39	282	212	24	1	0	0	0	0	0	0	0	0	0	0	0	0	0	0	0	0	0	0	0	0
1600	638	0	1	8	37	317	241	29	2	1	0	0	0	0	0	0	0	0	0	0	0	0	0	0	0	0	0	0	0
1700	**648**	**0**	**1**	**10**	**63**	**306**	**237**	**30**	**2**	**0**	**0**	**0**	**0**	**0**	**0**	**0**	**0**	**0**	**0**	**0**	**0**	**0**	**0**	**0**	**0**	**0**	**0**	**0**	**0**
1800	541	1	1	3	59	286	167	23	1	0	0	0	0	0	0	0	0	0	0	0	0	0	0	0	0	0	0	0	0
1900	371	0	0	1	20	174	151	22	2	0	0	0	0	0	0	0	0	0	0	0	0	0	0	0	0	0	0	0	0
2000	277	0	0	0	7	104	133	30	2	0	0	0	0	0	0	0	0	0	0	0	0	0	0	0	0	0	0	0	0
2100	240	0	0	1	4	83	119	30	3	1	0	0	0	0	0	0	0	0	0	0	0	0	0	0	0	0	0	0	0
2200	170	0	0	1	4	49	89	23	3	0	0	0	0	0	0	0	0	0	0	0	0	0	0	0	0	0	0	0	0
2300	95	0	0	0	3	24	46	17	3	1	0	0	0	0	0	0	0	0	0	0	0	0	0	0	0	0	0	0	0
07-19	**5739**	**1**	**13**	**95**	**528**	**2821**	**1999**	**261**	**16**	**3**	**1**	**0**	**0**	**0**	**0**	**0**	**0**	**0**	**0**	**0**	**1**	**0**	**0**	**0**	**0**	**0**	**0**	**0**	**0**
06-22	**6704**	**2**	**14**	**97**	**562**	**3203**	**2437**	**354**	**27**	**5**	**2**	**0**	**0**	**0**	**0**	**0**	**0**	**0**	**0**	**0**	**1**	**0**	**0**	**0**	**0**	**0**	**0**	**0**	**0**
06-00	**6969**	**2**	**14**	**98**	**569**	**3277**	**2571**	**395**	**34**	**6**	**2**	**1**	**0**	**0**	**0**	**0**	**0**	**0**	**0**	**0**	**1**	**0**	**0**	**0**	**0**	**0**	**0**	**0**	**0**
00-00	**7194**	**2**	**14**	**98**	**574**	**3325**	**2676**	**444**	**48**	**9**	**3**	**1**	**0**	**0**	**0**	**0**	**0**	**0**	**0**	**0**	**1**	**0**	**0**	**0**	**0**	**0**	**0**	**0**	**0**

Site 2
Location A199 - approx 50 metres east of B6415
Direction East

6022 / Musselburgh
February 2016
Automatic Traffic Count

Virtual Week (1)

Time	Total	Speed Bins (mph)																											
		0 - 5	5 - 10	10 - 15	15 - 20	20 - 25	25 - 30	30 - 35	35 - 40	40 - 45	45 - 50	50 - 55	55 - 60	60 - 65	65 - 70	70 - 75	75 - 80	80 - 85	85 - 90	90 - 95	95 - 100	100 - 105	105 - 110	110 - 115	115 - 120	120 - 125	125 - 130	130 - 135	135 - 140
Mon	6887	0	9	57	443	2926	2855	539	51	4	1	2	0	0	0	0	0	0	0	0	0	0	0	0	0	0	0	0	0
Tue	7858	0	21	85	844	4089	2459	310	34	9	5	0	0	1	0	0	0	0	0	0	0	0	0	0	0	1	0	0	0
Wed	7647	2	9	102	770	3742	2575	390	42	9	5	1	0	0	0	0	0	0	0	0	0	0	0	0	0	0	0	0	0
Thu	7613	0	28	198	737	3573	2628	395	40	10	3	1	0	0	0	0	0	0	0	0	0	0	0	0	0	0	0	0	0
Fri	7588	5	22	161	606	3428	2903	419	32	10	2	0	0	0	0	0	0	0	0	0	0	0	0	0	0	0	0	0	0
| Sat	6585	2	5	45	336	2991	2663	475	52	11	0	0	0	0	0	0	0	0	0	0	3	0	0	0	2	0	0	0	0
| Sun	6179	2	2	40	279	2523	2648	581	83	13	2	1	0	0	0	0	0	3	0	0	2	0	0	0	0	0	0	0	0
5 Day Ave.	**7519**	**1**	**18**	**121**	**680**	**3552**	**2684**	**411**	**40**	**8**	**3**	**1**	**0**	**0**	**0**	**0**	**0**	**0**	**0**	**0**	**0**	**0**	**0**	**0**	**0**	**0**	**0**	**0**	**0**
7 Day Ave.	**7194**	**2**	**14**	**98**	**574**	**3325**	**2676**	**444**	**48**	**9**	**3**	**1**	**0**	**0**	**0**	**0**	**0**	**0**	**0**	**0**	**1**	**0**	**0**	**0**	**0**	**0**	**0**	**0**	**0**
--	**50357**	**11**	**96**	**688**	**4015**	**23272**	**18731**	**3109**	**334**	**66**	**18**	**5**	**0**	**1**	**0**	**0**	**0**	**3**	**0**	**0**	**5**	**0**	**0**	**0**	**2**	**1**	**0**	**0**	**0**

Summary Graphs

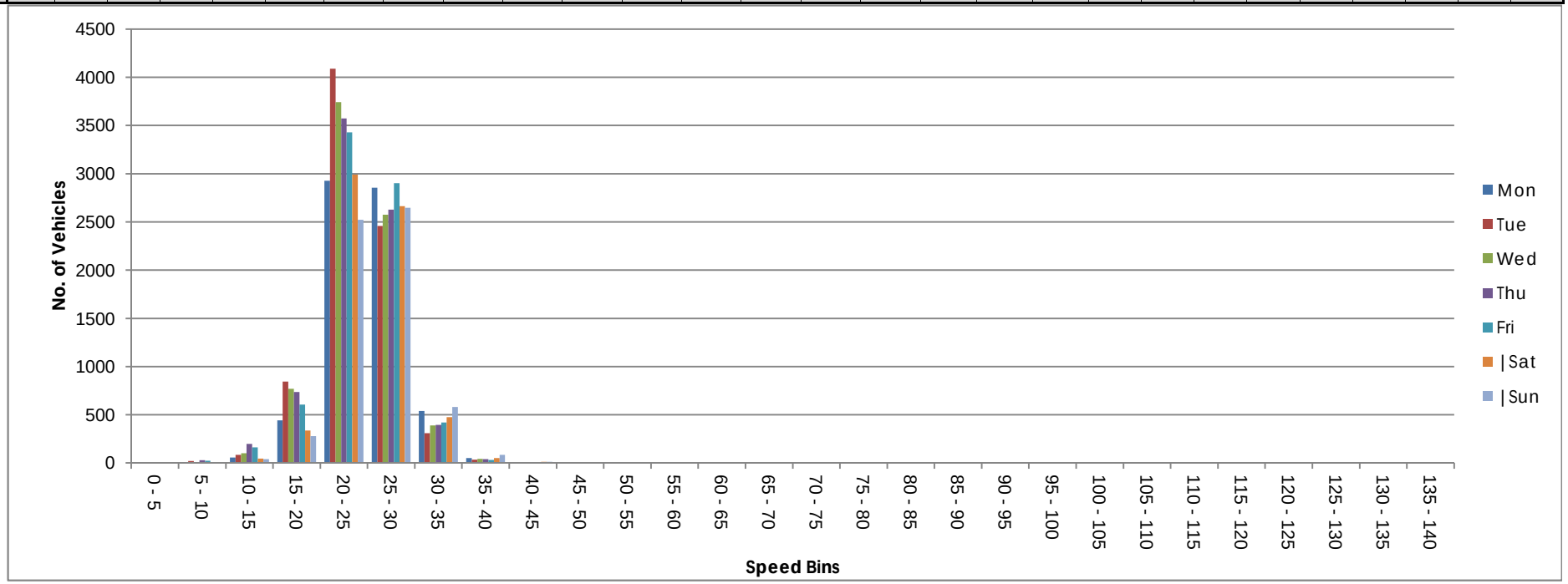

Nationwide Data Collection
for
Sam Shortt Consulting

Site 2
Location A199 - approx 50 metres east of B6415
Direction West

Tuesday, 23 February 2016

6022 / Musselburgh
February 2016
Automatic Traffic Count

Time	Total	Classification												>PSL	>PSL%	>SL1	>SL1%	>SL2	>SL2%	Mean	Vpp
		1	2	3	4	5	6	7	8	9	10	11	12	30	30	35	35	45	45		85
		MCL	SV	SVT	TB2	TB3	T4	ART3	ART4	ART5	ART6	BD	DRT			ACPO	ACPO	DfT	DfT		
0000	33	2	21	0	10	0	0	0	0	0	0	0	0	11	33.3	2	6.1	0	0	27.2	31.5
0100	14	0	12	0	2	0	0	0	0	0	0	0	0	8	57.1	3	21.4	0	0	31.8	39.1
0200	17	0	14	0	3	0	0	0	0	0	0	0	0	8	47.1	4	23.5	0	0	30.6	35.1
0300	18	0	13	0	5	0	0	0	0	0	0	0	0	10	55.6	3	16.7	0	0	30.3	34.7
0400	30	0	27	0	3	0	0	0	0	0	0	0	0	18	60	5	16.7	0	0	30.9	34.9
0500	106	9	85	0	11	1	0	0	0	0	0	0	0	32	30.2	7	6.6	0	0	26.2	32.9
0600	296	16	250	0	29	1	0	0	0	0	0	0	0	55	18.6	13	4.4	0	0	23	30.6
0700	**905**	**29**	**779**	**6**	**71**	**6**	**4**	**0**	**7**	**0**	**3**	**0**	**0**	**70**	**7.7**	**2**	**0.2**	**0**	**0**	**20.2**	**27.7**
0800	775	22	694	5	37	8	4	0	4	0	1	0	0	47	6.1	3	0.4	0	0	19.5	27.3
0900	584	10	517	2	51	1	1	0	1	1	0	0	0	65	11.1	4	0.7	0	0	21.8	29.1
1000	502	10	444	2	38	5	0	2	1	0	0	0	0	44	8.8	4	0.8	0	0	20.4	28
1100	524	5	461	6	39	6	5	0	0	0	2	0	0	23	4.4	2	0.4	0	0	19	25.5
1200	**602**	**11**	**546**	**0**	**31**	**4**	**9**	**0**	**0**	**1**	**0**	**0**	**0**	**31**	**5.1**	**4**	**0.7**	**0**	**0**	**19.2**	**26.2**
1300	568	2	519	3	33	1	7	1	1	0	1	0	0	37	6.5	1	0.2	0	0	20.2	28
1400	567	8	507	3	31	9	3	2	1	1	1	0	1	18	3.2	0	0	0	0	18.8	25.5
1500	564	6	521	2	25	5	3	0	2	0	0	0	0	24	4.3	0	0	0	0	19.2	26.2
1600	582	4	538	8	24	2	2	0	1	0	2	0	1	31	5.3	1	0.2	0	0	19.1	26.2
1700	588	10	539	6	22	3	2	2	2	0	2	0	0	35	6	5	0.9	0	0	20.3	27.5
1800	484	9	443	4	19	4	4	0	0	0	1	0	0	11	2.3	3	0.6	0	0	18.9	25.1
1900	360	3	329	0	25	0	1	0	1	0	1	0	0	24	6.7	1	0.3	0	0	21.3	27.7
2000	246	2	224	1	14	1	2	0	2	0	0	0	0	15	6.1	2	0.8	0	0	20.7	27.7
2100	219	2	207	0	8	1	0	0	0	1	0	0	0	18	8.2	2	0.9	0	0	21.9	27.7
2200	111	2	101	0	7	1	0	0	0	0	0	0	0	7	6.3	1	0.9	0	0	21.6	27.3
2300	61	1	51	0	9	0	0	0	0	0	0	0	0	5	8.2	1	1.6	1	1.6	21.9	27.7
07-19	**7245**	**126**	**6508**	**47**	**421**	**54**	**44**	**7**	**20**	**3**	**13**	**0**	**2**	**436**	**6**	**29**	**0.4**	**0**	**0**	**19.7**	**27.1**
06-22	**8366**	**149**	**7518**	**48**	**497**	**57**	**47**	**7**	**23**	**4**	**14**	**0**	**2**	**548**	**6.6**	**47**	**0.6**	**0**	**0**	**20**	**27.3**
06-00	**8538**	**152**	**7670**	**48**	**513**	**58**	**47**	**7**	**23**	**4**	**14**	**0**	**2**	**560**	**6.6**	**49**	**0.6**	**1**	**0**	**20**	**27.3**
00-00	**8756**	**163**	**7842**	**48**	**547**	**59**	**47**	**7**	**23**	**4**	**14**	**0**	**2**	**647**	**7.4**	**73**	**0.8**	**1**	**0**	**20.2**	**27.7**

Site 2
Location A199 - approx 50 metres east of B6415
Direction West

Wednesday, 24 February 2016

6022 / Musselburgh
February 2016
Automatic Traffic Count

Time	Total	Classification												>PSL	>PSL%	>SL1	>SL1%	>SL2	>SL2%	Mean	Vpp
		1	2	3	4	5	6	7	8	9	10	11	12	30	30	35	35	45	45		85
		MCL	SV	SVT	TB2	TB3	T4	ART3	ART4	ART5	ART6	BD	DRT			ACPO	ACPO	DfT	DfT		
0000	33	1	27	0	5	0	0	0	0	0	0	0	0	1	3	1	3	0	0	21	24.6
0100	8	0	8	0	0	0	0	0	0	0	0	0	0	1	12.5	0	0	0	0	23	-
0200	18	0	16	0	2	0	0	0	0	0	0	0	0	1	5.6	1	5.6	0	0	22.1	24.2
0300	25	0	21	0	4	0	0	0	0	0	0	0	0	2	8	1	4	0	0	22.5	25.5
0400	40	0	33	0	7	0	0	0	0	0	0	0	0	10	25	5	12.5	1	2.5	25.1	33.3
0500	114	9	90	1	13	0	0	0	1	0	0	0	0	20	17.5	9	7.9	1	0.9	23.1	30.9
0600	308	11	261	1	32	0	2	0	0	0	1	0	0	78	25.3	12	3.9	0	0	24.9	32
0700	**856**	**30**	**745**	**7**	**61**	**5**	**2**	**0**	**4**	**0**	**1**	**1**	**0**	**74**	**8.6**	**10**	**1.2**	**0**	**0**	**21.2**	**28.4**
0800	787	29	706	4	33	4	4	0	4	1	1	0	1	75	9.5	7	0.9	0	0	20.4	28.4
0900	525	8	466	1	43	0	3	0	2	0	2	0	0	31	5.9	6	1.1	0	0	19.9	27.3
1000	448	3	410	1	28	0	3	0	0	1	2	0	0	30	6.7	3	0.7	1	0.2	20.6	28.2
1100	474	6	418	4	37	1	4	1	3	0	0	0	0	32	6.8	8	1.7	5	1.1	21.3	28
1200	458	5	415	2	32	3	0	0	0	1	0	0	0	31	6.8	6	1.3	0	0	21	27.5
1300	492	9	446	2	23	2	6	1	1	0	2	0	0	12	2.4	1	0.2	0	0	18.9	25.3
1400	**519**	**9**	**462**	**3**	**40**	**1**	**4**	**0**	**0**	**0**	**0**	**0**	**0**	**41**	**7.9**	**8**	**1.5**	**6**	**1.2**	**21.2**	**27.5**
1500	504	2	461	4	29	1	4	0	2	0	1	0	0	39	7.7	4	0.8	0	0	20.7	28.2
1600	510	7	473	2	23	1	2	0	1	0	1	0	0	27	5.3	0	0	0	0	20.5	27.3
1700	510	11	467	3	23	1	4	0	0	0	1	0	0	34	6.7	1	0.2	0	0	19.9	26.8
1800	504	6	469	2	20	2	3	0	1	0	1	0	0	28	5.6	3	0.6	0	0	19.7	26.6
1900	405	4	375	5	18	2	0	0	1	0	0	0	0	25	6.2	1	0.2	0	0	20.7	27.7
2000	262	2	239	1	15	1	4	0	0	0	0	0	0	22	8.4	5	1.9	0	0	21.9	28.2
2100	219	3	201	1	14	0	0	0	0	0	0	0	0	25	11.4	3	1.4	0	0	21.3	28.9
2200	142	2	127	1	12	0	0	0	0	0	0	0	0	14	9.9	6	4.2	1	0.7	22.1	28.4
2300	72	0	63	1	6	1	1	0	0	0	0	0	0	8	11.1	4	5.6	0	0	21.5	27.7
07-19	**6587**	**125**	**5938**	**35**	**392**	**21**	**39**	**2**	**18**	**3**	**12**	**1**	**1**	**454**	**6.9**	**57**	**0.9**	**12**	**0.2**	**20.5**	**27.5**
06-22	**7781**	**145**	**7014**	**43**	**471**	**24**	**45**	**2**	**19**	**3**	**13**	**1**	**1**	**604**	**7.8**	**78**	**1**	**12**	**0.2**	**20.7**	**28**
06-00	**7995**	**147**	**7204**	**45**	**489**	**25**	**46**	**2**	**19**	**3**	**13**	**1**	**1**	**626**	**7.8**	**88**	**1.1**	**13**	**0.2**	**20.8**	**28**
00-00	**8233**	**157**	**7399**	**46**	**520**	**25**	**46**	**2**	**20**	**3**	**13**	**1**	**1**	**661**	**8**	**105**	**1.3**	**15**	**0.2**	**20.8**	**28**

Site 2
Location A199 - approx 50 metres east of B6415
Direction West

Thursday, 25 February 2016

6022 / Musselburgh
February 2016
Automatic Traffic Count

Time	Total	Classification												>PSL	>PSL%	>SL1	>SL1%	>SL2	>SL2%	Mean	Vpp
		1	2	3	4	5	6	7	8	9	10	11	12	30	30	35	35	45	45		85
		MCL	SV	SVT	TB2	TB3	T4	ART3	ART4	ART5	ART6	BD	DRT			ACPO	ACPO	DfT	DfT		
0000	50	1	41	0	7	1	0	0	0	0	0	0	0	6	12	3	6	0	0	21.1	28.9
0100	17	0	15	0	2	0	0	0	0	0	0	0	0	3	17.6	0	0	0	0	23.1	28.4
0200	18	0	16	0	2	0	0	0	0	0	0	0	0	3	16.7	1	5.6	0	0	25.7	29.3
0300	19	0	12	0	7	0	0	0	0	0	0	0	0	3	15.8	1	5.3	0	0	24.2	28.4
0400	31	0	26	0	4	0	1	0	0	0	0	0	0	4	12.9	2	6.5	0	0	23.3	29.3
0500	96	5	76	1	11	2	0	0	0	1	0	0	0	12	12.5	5	5.2	0	0	20.5	26.6
0600	319	14	273	0	28	3	1	0	0	0	0	0	0	65	20.4	11	3.4	0	0	22.5	31.1
0700	**815**	**27**	**710**	**8**	**54**	**3**	**4**	**2**	**3**	**0**	**3**	**1**	**0**	**69**	**8.5**	**12**	**1.5**	**1**	**0.1**	**20.3**	**28**
0800	714	28	625	3	39	4	8	1	3	1	2	0	0	38	5.3	3	0.4	0	0	19.7	26.8
0900	547	5	499	1	36	1	5	0	0	0	0	0	0	61	11.2	7	1.3	0	0	21.6	28.9
1000	467	4	418	2	34	3	3	1	1	1	0	0	0	27	5.8	1	0.2	0	0	20.4	27.3
1100	480	2	434	2	40	1	0	0	0	1	0	0	0	16	3.3	2	0.4	0	0	18.9	25.5
1200	501	6	448	3	33	2	6	0	1	1	1	0	0	24	4.8	1	0.2	1	0.2	20.2	27.5
1300	515	4	484	1	21	1	3	1	0	0	0	0	0	35	6.8	3	0.6	0	0	19.5	27.1
1400	483	6	435	2	24	6	6	0	2	0	1	0	1	28	5.8	1	0.2	0	0	19.9	26.8
1500	507	5	464	5	23	2	5	0	2	0	1	0	0	39	7.7	8	1.6	0	0	21	28
1600	**533**	**4**	**484**	**4**	**31**	**2**	**4**	**0**	**2**	**2**	**0**	**0**	**0**	**61**	**11.4**	**10**	**1.9**	**0**	**0**	**21.3**	**29.1**
1700	508	5	474	3	20	0	3	1	0	1	0	1	0	37	7.3	4	0.8	0	0	21	28.2
1800	430	7	403	2	13	3	2	0	0	0	0	0	0	40	9.3	6	1.4	0	0	21.8	28.6
1900	366	2	339	4	20	0	1	0	0	0	0	0	0	36	9.8	5	1.4	0	0	21.7	28.4
2000	236	2	216	1	14	0	2	0	1	0	0	0	0	20	8.5	2	0.8	0	0	21.5	28
2100	195	4	178	1	10	0	1	0	0	0	1	0	0	25	12.8	7	3.6	0	0	22.9	29.3
2200	139	1	127	0	10	1	0	0	0	0	0	0	0	17	12.2	1	0.7	0	0	21.8	28.4
2300	64	0	50	1	12	1	0	0	0	0	0	0	0	15	23.4	1	1.6	0	0	24.6	30.9
07-19	**6500**	**103**	**5878**	**36**	**368**	**28**	**49**	**6**	**14**	**7**	**8**	**2**	**1**	**475**	**7.3**	**58**	**0.9**	**2**	**0**	**20.4**	**27.7**
06-22	**7616**	**125**	**6884**	**42**	**440**	**31**	**54**	**6**	**15**	**7**	**9**	**2**	**1**	**621**	**8.2**	**83**	**1.1**	**2**	**0**	**20.7**	**28**
06-00	**7819**	**126**	**7061**	**43**	**462**	**33**	**54**	**6**	**15**	**7**	**9**	**2**	**1**	**653**	**8.4**	**85**	**1.1**	**2**	**0**	**20.7**	**28**
00-00	**8050**	**132**	**7247**	**44**	**495**	**36**	**55**	**6**	**15**	**8**	**9**	**2**	**1**	**684**	**8.5**	**97**	**1.2**	**2**	**0**	**20.8**	**28**

Site 2
Location A199 - approx 50 metres east of B6415
Direction West

Friday, 26 February 2016

6022 / Musselburgh
February 2016
Automatic Traffic Count

Time	Total	Classification												>PSL	>PSL%	>SL1	>SL1%	>SL2	>SL2%	Mean	Vpp
		1	2	3	4	5	6	7	8	9	10	11	12	30	30	35	35	45	45		85
		MCL	SV	SVT	TB2	TB3	T4	ART3	ART4	ART5	ART6	BD	DRT			ACPO	ACPO	DfT	DfT		
0000	48	2	38	0	6	1	0	0	0	1	0	0	0	12	25	3	6.3	0	0	24.3	30.9
0100	21	0	17	0	4	0	0	0	0	0	0	0	0	9	42.9	3	14.3	0	0	29.7	34
0200	16	0	13	0	3	0	0	0	0	0	0	0	0	2	12.5	0	0	0	0	23.1	28.9
0300	15	0	9	0	6	0	0	0	0	0	0	0	0	6	40	1	6.7	0	0	26.2	31.8
0400	28	0	25	0	3	0	0	0	0	0	0	0	0	13	46.4	4	14.3	0	0	26.5	32.9
0500	99	6	80	0	13	0	0	0	0	0	0	0	0	23	23.2	7	7.1	1	1	24.7	31.8
0600	288	10	248	0	26	1	0	1	1	1	0	0	0	97	33.7	16	5.6	1	0.3	25.7	32.9
0700	**768**	**20**	**683**	**3**	**56**	**3**	**1**	**0**	**1**	**1**	**0**	**0**	**0**	**159**	**20.7**	**20**	**2.6**	**0**	**0**	**23.9**	**30.9**
0800	654	12	586	6	42	3	3	0	1	1	0	0	0	82	12.5	12	1.8	4	0.6	21.5	29.3
0900	516	7	470	1	30	2	4	0	1	1	0	0	0	40	7.8	6	1.2	0	0	21	28
1000	480	2	433	1	34	6	3	1	0	0	0	0	0	48	10	3	0.6	1	0.2	21.2	28.4
1100	512	10	445	5	40	3	4	1	2	0	2	0	0	39	7.6	5	1	0	0	20.9	28
1200	505	4	461	1	29	2	5	1	2	0	0	0	0	33	6.5	4	0.8	0	0	20.8	27.7
1300	**536**	**15**	**479**	**1**	**35**	**2**	**4**	**0**	**0**	**0**	**0**	**0**	**0**	**33**	**6.2**	**2**	**0.4**	**0**	**0**	**20.4**	**28**
1400	509	5	474	2	27	0	1	0	0	0	0	0	0	34	6.7	1	0.2	0	0	19.7	26.2
1500	503	5	456	5	31	4	1	0	0	0	0	1	0	67	13.3	6	1.2	0	0	22	29.5
1600	535	8	495	2	20	5	5	0	0	0	0	0	0	50	9.3	11	2.1	0	0	21.1	28.4
1700	468	9	426	3	20	4	3	0	1	1	1	0	0	34	7.3	3	0.6	0	0	21.5	28
1800	432	6	399	1	22	3	0	0	1	0	0	0	0	20	4.6	2	0.5	0	0	21.1	28.2
1900	358	0	331	3	22	1	1	0	0	0	0	0	0	24	6.7	2	0.6	0	0	20.4	27.7
2000	236	1	216	0	19	0	0	0	0	0	0	0	0	19	8.1	0	0	0	0	21.2	28.2
2100	205	4	178	0	22	0	1	0	0	0	0	0	0	12	5.9	5	2.4	1	0.5	21.2	27.1
2200	133	0	121	0	12	0	0	0	0	0	0	0	0	5	3.8	1	0.8	0	0	21.4	26.6
2300	121	1	106	1	11	2	0	0	0	0	0	0	0	14	11.6	0	0	0	0	21.5	28.6
07-19	**6418**	**103**	**5807**	**31**	**386**	**37**	**34**	**3**	**9**	**4**	**3**	**1**	**0**	**639**	**10**	**75**	**1.2**	**5**	**0.1**	**21.4**	**28.6**
06-22	**7505**	**118**	**6780**	**34**	**475**	**39**	**36**	**4**	**10**	**5**	**3**	**1**	**0**	**791**	**10.5**	**98**	**1.3**	**7**	**0.1**	**21.5**	**28.9**
06-00	**7759**	**119**	**7007**	**35**	**498**	**41**	**36**	**4**	**10**	**5**	**3**	**1**	**0**	**810**	**10.4**	**99**	**1.3**	**7**	**0.1**	**21.5**	**28.9**
00-00	**7986**	**127**	**7189**	**35**	**533**	**42**	**36**	**4**	**10**	**6**	**3**	**1**	**0**	**875**	**11**	**117**	**1.5**	**8**	**0.1**	**21.6**	**28.9**

Site 2
Location A199 - approx 50 metres east of B6415
Direction West

Saturday, 27 February 2016

6022 / Musselburgh
February 2016
Automatic Traffic Count

Time	Total	Classification												>PSL	>PSL%	>SL1	>SL1%	>SL2	>SL2%	Mean	Vpp
		1	2	3	4	5	6	7	8	9	10	11	12	30	30	35	35	45	45		85
		MCL	SV	SVT	TB2	TB3	T4	ART3	ART4	ART5	ART6	BD	DRT			ACPO	ACPO	DfT	DfT		
0000	103	0	87	0	14	0	2	0	0	0	0	0	0	21	20.4	4	3.9	0	0	23.7	30.4
0100	57	0	44	0	12	0	0	0	0	1	0	0	0	5	8.8	0	0	0	0	22.5	28.6
0200	35	2	27	0	6	0	0	0	0	0	0	0	0	6	17.1	0	0	0	0	22.6	30.2
0300	37	0	28	0	8	1	0	0	0	0	0	0	0	6	16.2	2	5.4	0	0	23.3	29.5
0400	26	0	20	0	6	0	0	0	0	0	0	0	0	3	11.5	1	3.8	0	0	22.8	26.8
0500	54	1	44	0	7	2	0	0	0	0	0	0	0	8	14.8	3	5.6	1	1.9	23.4	29.5
0600	109	0	93	1	14	1	0	0	0	0	0	0	0	17	15.6	8	7.3	0	0	21.5	30.4
0700	215	4	187	0	19	2	2	1	0	0	0	0	0	28	13	5	2.3	1	0.5	21.9	29.3
0800	329	9	300	0	17	1	1	1	0	0	0	0	0	32	9.7	7	2.1	0	0	21.2	28.4
0900	416	10	370	2	31	1	2	0	0	0	0	0	0	37	8.9	5	1.2	0	0	20.8	28
1000	461	6	423	4	22	2	3	0	1	0	0	0	0	40	8.7	6	1.3	1	0.2	21	28.4
1100	**574**	**13**	**513**	**5**	**21**	**5**	**8**	**3**	**2**	**1**	**1**	**1**	**1**	**44**	**7.7**	**3**	**0.5**	**0**	**0**	**20**	**28.2**
1200	573	17	525	2	16	4	5	0	1	0	0	1	2	37	6.5	6	1	0	0	19.9	27.5
1300	543	12	504	2	20	2	1	0	2	0	0	0	0	42	7.7	4	0.7	0	0	20.3	27.5
1400	**581**	**19**	**531**	**0**	**23**	**3**	**3**	**1**	**1**	**0**	**0**	**0**	**0**	**52**	**9**	**5**	**0.9**	**0**	**0**	**20.7**	**28.2**
1500	472	16	428	5	19	0	3	1	0	0	0	0	0	46	9.7	6	1.3	1	0.2	20.9	28.2
1600	457	5	417	4	23	2	3	1	1	0	1	0	0	43	9.4	5	1.1	0	0	20.7	28.2
1700	436	7	407	0	15	3	3	1	0	0	0	0	0	33	7.6	2	0.5	0	0	20.9	28.2
1800	381	2	353	1	22	1	2	0	0	0	0	0	0	17	4.5	1	0.3	0	0	20.7	26.8
1900	310	0	287	2	18	2	0	0	1	0	0	0	0	21	6.8	1	0.3	0	0	21.1	27.5
2000	198	2	181	1	13	0	1	0	0	0	0	0	0	20	10.1	1	0.5	0	0	21.9	27.7
2100	158	2	144	0	12	0	0	0	0	0	0	0	0	19	12	3	1.9	0	0	22.9	29.1
2200	139	2	123	1	12	1	0	0	0	0	0	0	0	11	7.9	5	3.6	0	0	20.9	27.5
2300	136	2	113	0	20	0	0	1	0	0	0	0	0	10	7.4	2	1.5	1	0.7	20.9	26.2
07-19	**5438**	**120**	**4958**	**25**	**248**	**26**	**36**	**9**	**8**	**1**	**2**	**2**	**3**	**451**	**8.3**	**55**	**1**	**3**	**0.1**	**20.6**	**28**
06-22	**6213**	**124**	**5663**	**29**	**305**	**29**	**37**	**9**	**9**	**1**	**2**	**2**	**3**	**528**	**8.5**	**68**	**1.1**	**3**	**0**	**20.8**	**28**
06-00	**6488**	**128**	**5899**	**30**	**337**	**30**	**37**	**10**	**9**	**1**	**2**	**2**	**3**	**549**	**8.5**	**75**	**1.2**	**4**	**0.1**	**20.8**	**28**
00-00	**6800**	**131**	**6149**	**30**	**390**	**33**	**39**	**10**	**9**	**2**	**2**	**2**	**3**	**598**	**8.8**	**85**	**1.3**	**5**	**0.1**	**20.9**	**28**

Site 2
Location A199 - approx 50 metres east of B6415
Direction West

Sunday, 28 February 2016

6022 / Musselburgh
February 2016
Automatic Traffic Count

Time	Total	Classification												>PSL	>PSL%	>SL1	>SL1%	>SL2	>SL2%	Mean	Vpp
		1	2	3	4	5	6	7	8	9	10	11	12	30	30	35	35	45	45		85
		MCL	SV	SVT	TB2	TB3	T4	ART3	ART4	ART5	ART6	BD	DRT			ACPO	ACPO	DfT	DfT		
0000	121	1	97	1	20	1	1	0	0	0	0	0	0	12	9.9	3	2.5	0	0	22.6	28
0100	70	1	61	0	8	0	0	0	0	0	0	0	0	10	14.3	2	2.9	0	0	23.4	29.5
0200	58	0	44	0	14	0	0	0	0	0	0	0	0	17	29.3	4	6.9	1	1.7	25	32
0300	41	0	30	0	11	0	0	0	0	0	0	0	0	16	39	4	9.8	0	0	27.2	33.8
0400	43	0	34	0	8	1	0	0	0	0	0	0	0	17	39.5	4	9.3	0	0	28.9	34.4
0500	46	1	39	0	6	0	0	0	0	0	0	0	0	22	47.8	5	10.9	1	2.2	29.5	33.6
0600	57	0	51	0	6	0	0	0	0	0	0	0	0	30	52.6	12	21.1	0	0	30	35.6
0700	101	2	92	0	7	0	0	0	0	0	0	0	0	54	53.5	10	9.9	1	1	29.4	34.2
0800	134	6	112	0	14	1	0	0	1	0	0	0	0	33	24.6	6	4.5	0	0	25.1	31.8
0900	265	6	237	0	18	1	2	0	0	1	0	0	0	58	21.9	9	3.4	0	0	23.9	31.1
1000	419	14	386	1	14	1	2	0	1	0	0	0	0	50	11.9	9	2.1	0	0	21.2	29.1
1100	**520**	**24**	**474**	**3**	**13**	**2**	**3**	**0**	**0**	**0**	**1**	**0**	**0**	**79**	**15.2**	**4**	**0.8**	**0**	**0**	**22.4**	**30**
1200	599	17	555	3	14	2	5	0	3	0	0	0	0	81	13.5	10	1.7	0	0	22.3	29.5
1300	**618**	**27**	**569**	**0**	**12**	**1**	**7**	**0**	**1**	**0**	**0**	**0**	**1**	**67**	**10.8**	**8**	**1.3**	**0**	**0**	**21.7**	**29.1**
1400	544	16	504	4	11	4	5	0	0	0	0	0	0	44	8.1	3	0.6	0	0	20.8	28.2
1500	591	8	546	6	15	6	9	1	0	0	0	0	0	57	9.6	5	0.8	0	0	21.7	28.9
1600	579	12	535	3	13	2	8	0	1	0	2	2	1	61	10.5	8	1.4	0	0	22.3	29.3
1700	467	4	448	3	11	0	1	0	0	0	0	0	0	63	13.5	6	1.3	0	0	22.7	29.8
1800	361	7	336	2	14	1	1	0	0	0	0	0	0	63	17.5	9	2.5	0	0	24	30.4
1900	269	1	257	0	11	0	0	0	0	0	0	0	0	39	14.5	7	2.6	0	0	24.4	29.8
2000	189	1	170	1	15	0	2	0	0	0	0	0	0	35	18.5	12	6.3	0	0	25.1	31.3
2100	143	0	130	0	13	0	0	0	0	0	0	0	0	38	26.6	9	6.3	0	0	24.9	32.2
2200	86	0	76	0	10	0	0	0	0	0	0	0	0	21	24.4	6	7	0	0	25.6	32
2300	64	0	55	0	8	0	0	0	1	0	0	0	0	21	32.8	3	4.7	0	0	26.4	31.8
07-19	**5198**	**143**	**4794**	**25**	**156**	**21**	**43**	**1**	**7**	**1**	**3**	**2**	**2**	**710**	**13.7**	**87**	**1.7**	**1**	**0**	**22.4**	**29.5**
06-22	**5856**	**145**	**5402**	**26**	**201**	**21**	**45**	**1**	**7**	**1**	**3**	**2**	**2**	**852**	**14.5**	**127**	**2.2**	**1**	**0**	**22.7**	**29.8**
06-00	**6006**	**145**	**5533**	**26**	**219**	**21**	**45**	**1**	**8**	**1**	**3**	**2**	**2**	**894**	**14.9**	**136**	**2.3**	**1**	**0**	**22.8**	**29.8**
00-00	**6385**	**148**	**5838**	**27**	**286**	**23**	**46**	**1**	**8**	**1**	**3**	**2**	**2**	**988**	**15.5**	**158**	**2.5**	**3**	**0**	**22.9**	**30**

Site 2
Location A199 - approx 50 metres east of B6415
Direction West

Monday, 29 February 2016

6022 / Musselburgh
February 2016
Automatic Traffic Count

Time	Total	Classification												>PSL	>PSL%	>SL1	>SL1%	>SL2	>SL2%	Mean	Vpp
		1	2	3	4	5	6	7	8	9	10	11	12	30	30	35	35	45	45		85
		MCL	SV	SVT	TB2	TB3	T4	ART3	ART4	ART5	ART6	BD	DRT			ACPO	ACPO	DfT	DfT		
0000	33	0	24	0	9	0	0	0	0	0	0	0	0	12	36.4	1	3	0	0	28	31.1
0100	20	0	15	0	5	0	0	0	0	0	0	0	0	14	70	2	10	0	0	30.4	34.2
0200	11	0	8	0	3	0	0	0	0	0	0	0	0	6	54.5	2	18.2	0	0	29.9	34.7
0300	18	0	12	0	6	0	0	0	0	0	0	0	0	11	61.1	2	11.1	1	5.6	31.4	33.8
0400	28	1	18	0	9	0	0	0	0	0	0	0	0	13	46.4	8	28.6	1	3.6	30.9	36.5
0500	92	6	76	0	10	0	0	0	0	0	0	0	0	50	54.3	16	17.4	1	1.1	29.8	35.6
0600	266	18	222	0	23	2	0	0	0	0	1	0	0	111	41.7	32	12	2	0.8	26.6	34
0700	**775**	**29**	**664**	**2**	**67**	**3**	**3**	**0**	**5**	**0**	**1**	**1**	**0**	**155**	**20**	**18**	**2.3**	**0**	**0**	**23.3**	**30.9**
0800	699	19	621	4	46	5	2	0	1	1	0	0	0	112	16	14	2	1	0.1	22.3	30
0900	447	6	392	1	37	4	4	1	1	0	1	0	0	62	13.9	6	1.3	0	0	23.1	29.8
1000	427	4	364	4	47	2	4	1	0	1	0	0	0	41	9.6	3	0.7	0	0	22.5	28.9
1100	452	4	397	2	40	4	4	0	1	0	0	0	0	32	7.1	1	0.2	0	0	21.1	28.2
1200	464	6	406	1	37	7	4	1	1	1	0	0	0	39	8.4	2	0.4	0	0	20.9	27.7
1300	427	6	377	3	35	3	2	0	1	0	0	0	0	32	7.5	6	1.4	0	0	20.6	27.7
1400	461	5	409	3	39	1	3	0	1	0	0	0	0	62	13.4	4	0.9	1	0.2	22.4	29.3
1500	439	7	394	2	27	1	5	0	1	0	2	0	0	57	13	9	2.1	0	0	22.3	29.3
1600	**475**	**5**	**440**	**1**	**18**	**5**	**4**	**0**	**1**	**0**	**1**	**0**	**0**	**51**	**10.7**	**14**	**2.9**	**0**	**0**	**21.8**	**29.5**
1700	467	11	422	5	21	2	5	1	0	0	0	0	0	62	13.3	3	0.6	0	0	23.2	29.5
1800	353	3	324	0	19	2	3	1	1	0	0	0	0	38	10.8	6	1.7	0	0	22.4	28.9
1900	323	1	293	0	25	1	0	1	1	1	0	0	0	33	10.2	8	2.5	3	0.9	22.4	28.6
2000	213	2	198	0	13	0	0	0	0	0	0	0	0	36	16.9	9	4.2	0	0	24.5	30
2100	159	1	144	1	13	0	0	0	0	0	0	0	0	50	31.4	14	8.8	2	1.3	25.6	31.5
2200	86	0	80	0	6	0	0	0	0	0	0	0	0	37	43	9	10.5	0	0	28	33.8
2300	62	1	48	0	13	0	0	0	0	0	0	0	0	26	41.9	11	17.7	2	3.2	28.9	36.7
07-19	**5886**	**105**	**5210**	**28**	**433**	**39**	**43**	**5**	**14**	**3**	**5**	**1**	**0**	**743**	**12.6**	**86**	**1.5**	**2**	**0**	**22.2**	**29.5**
06-22	**6847**	**127**	**6067**	**29**	**507**	**42**	**43**	**6**	**15**	**4**	**6**	**1**	**0**	**973**	**14.2**	**149**	**2.2**	**9**	**0.1**	**22.5**	**29.8**
06-00	**6995**	**128**	**6195**	**29**	**526**	**42**	**43**	**6**	**15**	**4**	**6**	**1**	**0**	**1036**	**14.8**	**169**	**2.4**	**11**	**0.2**	**22.7**	**29.8**
00-00	**7197**	**135**	**6348**	**29**	**568**	**42**	**43**	**6**	**15**	**4**	**6**	**1**	**0**	**1142**	**15.9**	**200**	**2.8**	**14**	**0.2**	**22.9**	**30**

Site 2
Location A199 - approx 50 metres east of B6415
Direction West

6022 / Musselburgh
February 2016
Automatic Traffic Count

Virtual Day (7)

Time	Total	Classification												>PSL	>PSL%	>SL1	>SL1%	>SL2	>SL2%	Mean	Vpp
		1	2	3	4	5	6	7	8	9	10	11	12	30	30	35	35	45	45		85
		MCL	SV	SVT	TB2	TB3	T4	ART3	ART4	ART5	ART6	BD	DRT			ACPO	ACPO	DfT	DfT		
0000	60	1	48	0	10	0	0	0	0	0	0	0	0	11	17.8	2	4	0	0	23.6	30.4
0100	30	0	25	0	5	0	0	0	0	0	0	0	0	7	24.2	1	4.8	0	0	25	32.2
0200	25	0	20	0	5	0	0	0	0	0	0	0	0	6	24.9	2	6.9	0	0.6	25	31.8
0300	25	0	18	0	7	0	0	0	0	0	0	0	0	8	31.2	2	8.1	0	0.6	26	33.1
0400	32	0	26	0	6	0	0	0	0	0	0	0	0	11	34.5	4	12.8	0	0.9	27	34.4
0500	87	5	70	0	10	1	0	0	0	0	0	0	0	24	27.5	7	8.6	1	0.8	25	32.9
0600	235	10	200	0	23	1	0	0	0	0	0	0	0	65	27.6	15	6.3	0	0.2	24.5	32.2
0700	**634**	**20**	**551**	**4**	**48**	**3**	**2**	**0**	**3**	**0**	**1**	**0**	**0**	**87**	**13.7**	**11**	**1.7**	**0**	**0.1**	**21.9**	**29.5**
0800	585	18	521	3	33	4	3	0	2	1	1	0	0	60	10.2	7	1.3	1	0.1	20.8	28.4
0900	471	7	422	1	35	1	3	0	1	0	0	0	0	51	10.7	6	1.3	0	0	21.6	28.9
1000	458	6	411	2	31	3	3	1	1	0	0	0	0	40	8.7	4	0.9	0	0.1	21	28.2
1100	505	9	449	4	33	3	4	1	1	0	1	0	0	38	7.5	4	0.7	1	0.1	20.5	28
1200	**529**	**9**	**479**	**2**	**27**	**3**	**5**	**0**	**1**	**1**	**0**	**0**	**0**	**39**	**7.5**	**5**	**0.9**	**0**	**0**	**20.6**	**27.7**
1300	528	11	483	2	26	2	4	0	1	0	0	0	0	37	7	4	0.7	0	0	20.3	27.5
1400	523	10	475	2	28	3	4	0	1	0	0	0	0	40	7.6	3	0.6	1	0.2	20.4	27.5
1500	511	7	467	4	24	3	4	0	1	0	1	0	0	47	9.2	5	1.1	0	0	21.1	28.4
1600	524	6	483	3	22	3	4	0	1	0	1	0	0	46	8.8	7	1.3	0	0	20.9	28.4
1700	492	8	455	3	19	2	3	1	0	0	1	0	0	43	8.7	3	0.7	0	0	21.3	28.4
1800	421	6	390	2	18	2	2	0	0	0	0	0	0	31	7.4	4	1	0	0	21.1	27.7
1900	342	2	316	2	20	1	0	0	1	0	0	0	0	29	8.4	4	1	0	0.1	21.6	28.4
2000	226	2	206	1	15	0	2	0	0	0	0	0	0	24	10.6	4	2	0	0	22.3	28.9
2100	185	2	169	0	13	0	0	0	0	0	0	0	0	27	14.4	6	3.3	0	0.2	22.7	29.8
2200	119	1	108	0	10	0	0	0	0	0	0	0	0	16	13.4	4	3.5	0	0.1	22.7	29.3
2300	83	1	69	0	11	1	0	0	0	0	0	0	0	14	17.1	3	3.8	1	0.7	23.1	30.4
07-19	**6182**	**118**	**5585**	**32**	**343**	**32**	**41**	**5**	**13**	**3**	**7**	**1**	**1**	**558**	**9**	**64**	**1**	**4**	**0.1**	**21**	**28.4**
06-22	**7169**	**133**	**6475**	**36**	**414**	**35**	**44**	**5**	**14**	**4**	**7**	**1**	**1**	**702**	**9.8**	**93**	**1.3**	**5**	**0.1**	**21.2**	**28.6**
06-00	**7371**	**135**	**6653**	**37**	**435**	**36**	**44**	**5**	**14**	**4**	**7**	**1**	**1**	**733**	**9.9**	**100**	**1.4**	**6**	**0.1**	**21.2**	**28.6**
00-00	**7630**	**142**	**6859**	**37**	**477**	**37**	**45**	**5**	**14**	**4**	**7**	**1**	**1**	**799**	**10.5**	**119**	**1.6**	**7**	**0.1**	**21.4**	**28.6**

Site 2
Location A199 - approx 50 metres east of B6415
Direction West

6022 / Musselburgh
February 2016
Automatic Traffic Count

Virtual Week (1)

Time	Total	Classification												>PSL	>PSL%	>SL1	>SL1%	>SL2	>SL2%	Mean	Vpp
		1 MCL	2 SV	3 SVT	4 TB2	5 TB3	6 T4	7 ART3	8 ART4	9 ART5	10 ART6	11 BD	12 DRT	30	30	35 ACPO	35 ACPO	45 DfT	45 DfT		85
Mon	7197	135	6348	29	568	42	43	6	15	4	6	1	0	1142	15.9	200	2.8	14	0.2	22.9	30
Tue	8756	163	7842	48	547	59	47	7	23	4	14	0	2	647	7.4	73	0.8	1	0	20.2	27.7
Wed	8233	157	7399	46	520	25	46	2	20	3	13	1	1	661	8	105	1.3	15	0.2	20.8	28
Thu	8050	132	7247	44	495	36	55	6	15	8	9	2	1	684	8.5	97	1.2	2	0	20.8	28
Fri	7986	127	7189	35	533	42	36	4	10	6	3	1	0	875	11	117	1.5	8	0.1	21.6	28.9
| Sat	6800	131	6149	30	390	33	39	10	9	2	2	2	3	598	8.8	85	1.3	5	0.1	20.9	28
| Sun	6385	148	5838	27	286	23	46	1	8	1	3	2	2	988	15.5	158	2.5	3	0	22.9	30
5 Day Ave.	**8044**	**143**	**7205**	**40**	**533**	**41**	**45**	**5**	**17**	**5**	**9**	**1**	**1**	**802**	**10.0**	**118**	**1.5**	**8**	**0.1**	**21.3**	**28.5**
7 Day Ave.	**7630**	**142**	**6859**	**37**	**477**	**37**	**45**	**5**	**14**	**4**	**7**	**1**	**1**	**799**	**10.5**	**119**	**1.6**	**7**	**0.1**	**21.4**	**28.6**
--	**53407**	**993**	**48012**	**259**	**3339**	**260**	**312**	**36**	**100**	**28**	**50**	**9**	**9**	**5595**	**10.5**	**835**	**1.6**	**48**	**0.1**	**21.4**	**28.6**

Summary Graphs

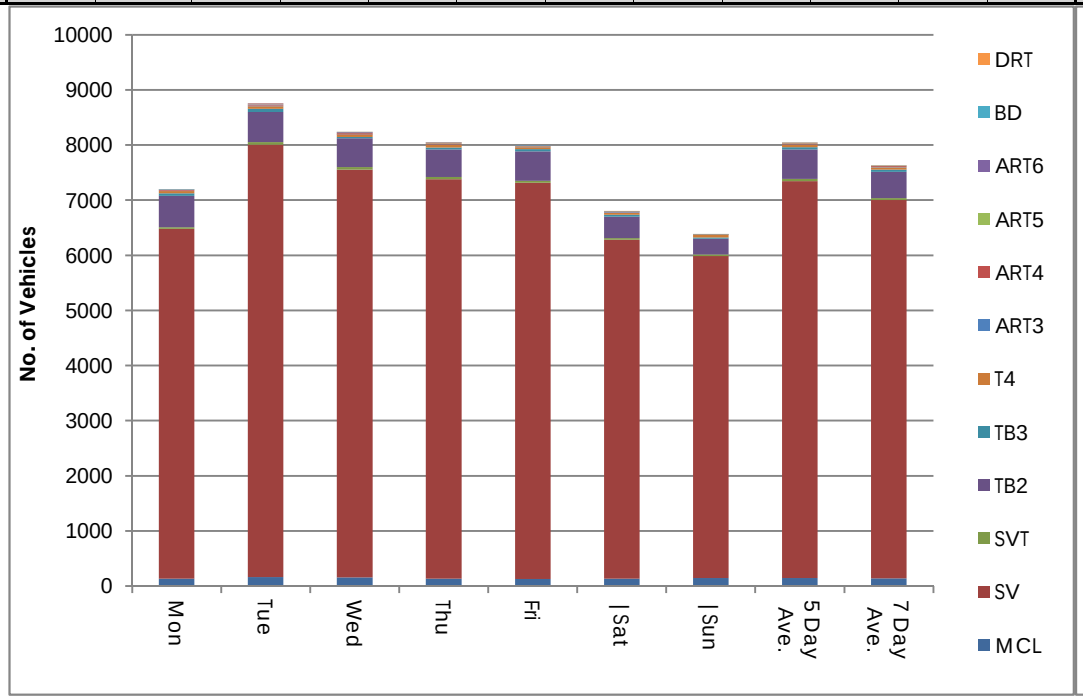

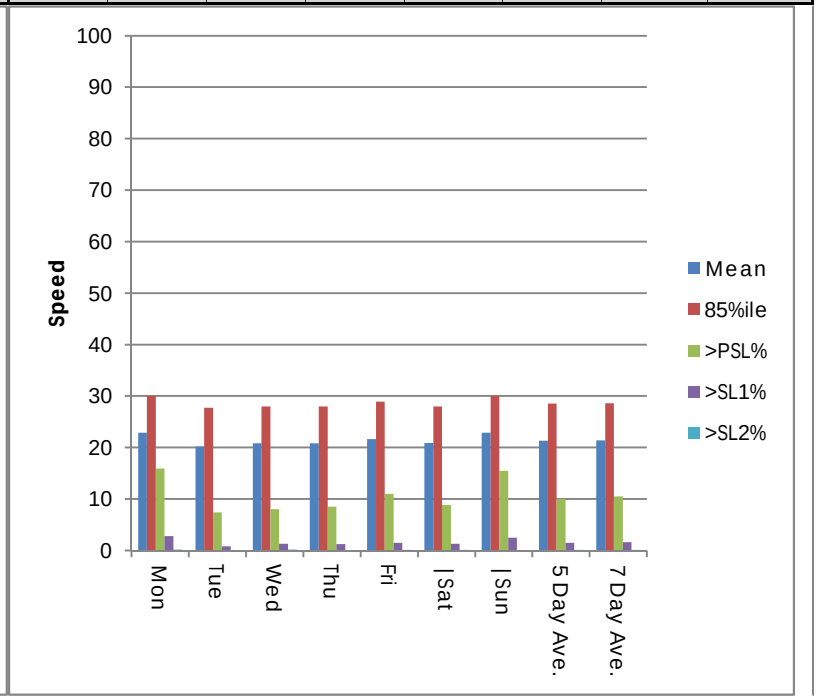

Nationwide Data Collection
for
Sam Shortt Consulting

Site 2
Location A199 - approx 50 metres east of B6415
Direction West

6022 / Musselburgh
February 2016
Automatic Traffic Count

Tuesday, 23 February 2016

Time	Total	Speed Bins (mph)																											
		0 - 5	5 - 10	10 - 15	15 - 20	20 - 25	25 - 30	30 - 35	35 - 40	40 - 45	45 - 50	50 - 55	55 - 60	60 - 65	65 - 70	70 - 75	75 - 80	80 - 85	85 - 90	90 - 95	95 - 100	100 - 105	105 - 110	110 - 115	115 - 120	120 - 125	125 - 130	130 - 135	135 - 140
0000	33	0	0	2	3	2	15	9	2	0	0	0	0	0	0	0	0	0	0	0	0	0	0	0	0	0	0	0	0
0100	14	0	0	0	0	2	4	5	2	1	0	0	0	0	0	0	0	0	0	0	0	0	0	0	0	0	0	0	0
0200	17	0	0	0	0	2	7	4	4	0	0	0	0	0	0	0	0	0	0	0	0	0	0	0	0	0	0	0	0
0300	18	0	0	0	1	2	5	7	3	0	0	0	0	0	0	0	0	0	0	0	0	0	0	0	0	0	0	0	0
0400	30	0	0	0	0	1	11	13	5	0	0	0	0	0	0	0	0	0	0	0	0	0	0	0	0	0	0	0	0
0500	106	0	0	5	19	16	34	25	6	1	0	0	0	0	0	0	0	0	0	0	0	0	0	0	0	0	0	0	0
0600	296	0	3	34	92	47	65	42	11	2	0	0	0	0	0	0	0	0	0	0	0	0	0	0	0	0	0	0	0
0700	**905**	**5**	**40**	**172**	**277**	**150**	**191**	**68**	**2**	**0**	**0**	**0**	**0**	**0**	**0**	**0**	**0**	**0**	**0**	**0**	**0**	**0**	**0**	**0**	**0**	**0**	**0**	**0**	**0**
0800	775	3	21	194	240	133	137	44	3	0	0	0	0	0	0	0	0	0	0	0	0	0	0	0	0	0	0	0	0
0900	584	3	7	78	156	141	134	61	4	0	0	0	0	0	0	0	0	0	0	0	0	0	0	0	0	0	0	0	0
1000	502	1	16	97	161	78	105	40	3	1	0	0	0	0	0	0	0	0	0	0	0	0	0	0	0	0	0	0	0
1100	524	1	17	108	214	84	77	21	2	0	0	0	0	0	0	0	0	0	0	0	0	0	0	0	0	0	0	0	0
1200	**602**	**7**	**24**	**121**	**220**	**105**	**94**	**27**	**4**	**0**	**0**	**0**	**0**	**0**	**0**	**0**	**0**	**0**	**0**	**0**	**0**	**0**	**0**	**0**	**0**	**0**	**0**	**0**	**0**
1300	568	1	16	121	164	101	128	36	1	0	0	0	0	0	0	0	0	0	0	0	0	0	0	0	0	0	0	0	0
1400	567	4	22	113	217	114	79	18	0	0	0	0	0	0	0	0	0	0	0	0	0	0	0	0	0	0	0	0	0
1500	564	0	17	110	222	105	86	24	0	0	0	0	0	0	0	0	0	0	0	0	0	0	0	0	0	0	0	0	0
1600	582	1	14	129	231	103	73	30	1	0	0	0	0	0	0	0	0	0	0	0	0	0	0	0	0	0	0	0	0
1700	588	0	25	92	171	167	98	30	5	0	0	0	0	0	0	0	0	0	0	0	0	0	0	0	0	0	0	0	0
1800	484	3	15	115	155	120	65	8	3	0	0	0	0	0	0	0	0	0	0	0	0	0	0	0	0	0	0	0	0
1900	360	1	9	38	115	85	88	23	0	1	0	0	0	0	0	0	0	0	0	0	0	0	0	0	0	0	0	0	0
2000	246	0	8	26	98	54	45	13	2	0	0	0	0	0	0	0	0	0	0	0	0	0	0	0	0	0	0	0	0
2100	219	0	4	24	53	66	54	16	2	0	0	0	0	0	0	0	0	0	0	0	0	0	0	0	0	0	0	0	0
2200	111	0	1	9	38	36	20	6	0	1	0	0	0	0	0	0	0	0	0	0	0	0	0	0	0	0	0	0	0
2300	61	0	0	5	24	13	14	4	0	0	1	0	0	0	0	0	0	0	0	0	0	0	0	0	0	0	0	0	0
07-19	**7245**	**29**	**234**	**1450**	**2428**	**1401**	**1267**	**407**	**28**	**1**	**0**	**0**	**0**	**0**	**0**	**0**	**0**	**0**	**0**	**0**	**0**	**0**	**0**	**0**	**0**	**0**	**0**	**0**	**0**
06-22	**8366**	**30**	**258**	**1572**	**2786**	**1653**	**1519**	**501**	**43**	**4**	**0**	**0**	**0**	**0**	**0**	**0**	**0**	**0**	**0**	**0**	**0**	**0**	**0**	**0**	**0**	**0**	**0**	**0**	**0**
06-00	**8538**	**30**	**259**	**1586**	**2848**	**1702**	**1553**	**511**	**43**	**5**	**1**	**0**	**0**	**0**	**0**	**0**	**0**	**0**	**0**	**0**	**0**	**0**	**0**	**0**	**0**	**0**	**0**	**0**	**0**
00-00	**8756**	**30**	**259**	**1593**	**2871**	**1727**	**1629**	**574**	**65**	**7**	**1**	**0**	**0**	**0**	**0**	**0**	**0**	**0**	**0**	**0**	**0**	**0**	**0**	**0**	**0**	**0**	**0**	**0**	**0**

Site 2
Location A199 - approx 50 metres east of B6415
Direction West

Wednesday, 24 February 2016

6022 / Musselburgh
February 2016
Automatic Traffic Count

Time	Total	Speed Bins (mph)																											
		0 - 5	5 - 10	10 - 15	15 - 20	20 - 25	25 - 30	30 - 35	35 - 40	40 - 45	45 - 50	50 - 55	55 - 60	60 - 65	65 - 70	70 - 75	75 - 80	80 - 85	85 - 90	90 - 95	95 - 100	100 - 105	105 - 110	110 - 115	115 - 120	120 - 125	125 - 130	130 - 135	135 - 140
0000	33	0	0	4	12	12	4	0	0	1	0	0	0	0	0	0	0	0	0	0	0	0	0	0	0	0	0	0	0
0100	8	0	0	0	2	4	1	1	0	0	0	0	0	0	0	0	0	0	0	0	0	0	0	0	0	0	0	0	0
0200	18	0	0	1	4	10	2	0	0	1	0	0	0	0	0	0	0	0	0	0	0	0	0	0	0	0	0	0	0
0300	25	0	0	2	7	10	4	1	1	0	0	0	0	0	0	0	0	0	0	0	0	0	0	0	0	0	0	0	0
0400	40	0	1	3	8	9	9	5	3	1	0	1	0	0	0	0	0	0	0	0	0	0	0	0	0	0	0	0	0
0500	114	0	1	12	32	31	18	11	6	2	1	0	0	0	0	0	0	0	0	0	0	0	0	0	0	0	0	0	0
0600	308	0	2	31	52	52	93	66	12	0	0	0	0	0	0	0	0	0	0	0	0	0	0	0	0	0	0	0	0
0700	**856**	**2**	**15**	**158**	**226**	**189**	**192**	**64**	**10**	**0**	**0**	**0**	**0**	**0**	**0**	**0**	**0**	**0**	**0**	**0**	**0**	**0**	**0**	**0**	**0**	**0**	**0**	**0**	**0**
0800	787	4	29	141	256	130	152	68	7	0	0	0	0	0	0	0	0	0	0	0	0	0	0	0	0	0	0	0	0
0900	525	1	18	104	172	112	87	25	5	1	0	0	0	0	0	0	0	0	0	0	0	0	0	0	0	0	0	0	0
1000	448	1	13	75	145	85	99	27	2	0	0	0	1	0	0	0	0	0	0	0	0	0	0	0	0	0	0	0	0
1100	474	1	8	75	158	95	105	24	2	1	0	2	0	0	0	0	2	0	0	0	0	0	0	1	0	0	0	0	0
1200	458	0	13	58	146	110	100	25	6	0	0	0	0	0	0	0	0	0	0	0	0	0	0	0	0	0	0	0	0
1300	492	0	14	95	203	101	67	11	1	0	0	0	0	0	0	0	0	0	0	0	0	0	0	0	0	0	0	0	0
1400	**519**	**2**	**8**	**76**	**169**	**137**	**86**	**33**	**2**	**0**	**0**	**0**	**0**	**4**	**0**	**0**	**0**	**0**	**0**	**0**	**0**	**2**	**0**	**0**	**0**	**0**	**0**	**0**	**0**
1500	504	0	4	80	177	116	88	35	4	0	0	0	0	0	0	0	0	0	0	0	0	0	0	0	0	0	0	0	0
1600	510	2	10	90	153	130	98	27	0	0	0	0	0	0	0	0	0	0	0	0	0	0	0	0	0	0	0	0	0
1700	510	2	11	117	148	109	89	33	1	0	0	0	0	0	0	0	0	0	0	0	0	0	0	0	0	0	0	0	0
1800	504	1	17	95	187	91	85	25	2	1	0	0	0	0	0	0	0	0	0	0	0	0	0	0	0	0	0	0	0
1900	405	1	16	69	114	83	97	24	1	0	0	0	0	0	0	0	0	0	0	0	0	0	0	0	0	0	0	0	0
2000	262	0	6	27	72	66	69	17	3	2	0	0	0	0	0	0	0	0	0	0	0	0	0	0	0	0	0	0	0
2100	219	4	5	24	73	50	38	22	2	1	0	0	0	0	0	0	0	0	0	0	0	0	0	0	0	0	0	0	0
2200	142	0	2	10	44	48	24	8	4	1	0	1	0	0	0	0	0	0	0	0	0	0	0	0	0	0	0	0	0
2300	72	0	0	8	26	21	9	4	4	0	0	0	0	0	0	0	0	0	0	0	0	0	0	0	0	0	0	0	0
07-19	**6587**	**16**	**160**	**1164**	**2140**	**1405**	**1248**	**397**	**42**	**3**	**0**	**2**	**1**	**4**	**0**	**0**	**2**	**0**	**0**	**0**	**0**	**2**	**0**	**1**	**0**	**0**	**0**	**0**	**0**
06-22	**7781**	**21**	**189**	**1315**	**2451**	**1656**	**1545**	**526**	**60**	**6**	**0**	**2**	**1**	**4**	**0**	**0**	**2**	**0**	**0**	**0**	**0**	**2**	**0**	**1**	**0**	**0**	**0**	**0**	**0**
06-00	**7995**	**21**	**191**	**1333**	**2521**	**1725**	**1578**	**538**	**68**	**7**	**0**	**3**	**1**	**4**	**0**	**0**	**2**	**0**	**0**	**0**	**0**	**2**	**0**	**1**	**0**	**0**	**0**	**0**	**0**
00-00	**8233**	**21**	**193**	**1355**	**2586**	**1801**	**1616**	**556**	**78**	**12**	**1**	**4**	**1**	**4**	**0**	**0**	**2**	**0**	**0**	**0**	**0**	**2**	**0**	**1**	**0**	**0**	**0**	**0**	**0**

Nationwide Data Collection
for
Sam Shortt Consulting

Site 2
Location A199 - approx 50 metres east of B6415
Direction West

6022 / Musselburgh
February 2016
Automatic Traffic Count

Thursday, 25 February 2016

Time	Total	Speed Bins (mph)																											
		0 - 5	5 - 10	10 - 15	15 - 20	20 - 25	25 - 30	30 - 35	35 - 40	40 - 45	45 - 50	50 - 55	55 - 60	60 - 65	65 - 70	70 - 75	75 - 80	80 - 85	85 - 90	90 - 95	95 - 100	100 - 105	105 - 110	110 - 115	115 - 120	120 - 125	125 - 130	130 - 135	135 - 140
0000	50	0	1	6	17	10	10	3	3	0	0	0	0	0	0	0	0	0	0	0	0	0	0	0	0	0	0	0	0
0100	17	0	0	0	5	6	3	3	0	0	0	0	0	0	0	0	0	0	0	0	0	0	0	0	0	0	0	0	0
0200	18	0	0	1	2	5	7	2	1	0	0	0	0	0	0	0	0	0	0	0	0	0	0	0	0	0	0	0	0
0300	19	0	0	0	4	9	3	2	1	0	0	0	0	0	0	0	0	0	0	0	0	0	0	0	0	0	0	0	0
0400	31	0	0	2	9	9	7	2	2	0	0	0	0	0	0	0	0	0	0	0	0	0	0	0	0	0	0	0	0
0500	96	0	1	16	39	20	8	7	5	0	0	0	0	0	0	0	0	0	0	0	0	0	0	0	0	0	0	0	0
0600	319	1	5	46	88	61	53	54	8	3	0	0	0	0	0	0	0	0	0	0	0	0	0	0	0	0	0	0	0
0700	**815**	**2**	**24**	**161**	**233**	**201**	**125**	**57**	**8**	**3**	**1**	**0**	**0**	**0**	**0**	**0**	**0**	**0**	**0**	**0**	**0**	**0**	**0**	**0**	**0**	**0**	**0**	**0**	**0**
0800	714	2	22	139	259	142	112	35	2	1	0	0	0	0	0	0	0	0	0	0	0	0	0	0	0	0	0	0	0
0900	547	0	15	96	129	114	132	54	6	1	0	0	0	0	0	0	0	0	0	0	0	0	0	0	0	0	0	0	0
1000	467	0	12	78	152	102	96	26	1	0	0	0	0	0	0	0	0	0	0	0	0	0	0	0	0	0	0	0	0
1100	480	0	8	129	165	94	68	14	1	1	0	0	0	0	0	0	0	0	0	0	0	0	0	0	0	0	0	0	0
1200	501	1	21	91	145	113	106	23	0	0	0	0	0	0	0	0	1	0	0	0	0	0	0	0	0	0	0	0	0
1300	515	1	18	117	165	102	77	32	3	0	0	0	0	0	0	0	0	0	0	0	0	0	0	0	0	0	0	0	0
1400	483	2	12	97	156	111	77	27	1	0	0	0	0	0	0	0	0	0	0	0	0	0	0	0	0	0	0	0	0
1500	507	1	14	68	166	109	110	31	8	0	0	0	0	0	0	0	0	0	0	0	0	0	0	0	0	0	0	0	0
1600	**533**	**1**	**10**	**85**	**166**	**111**	**99**	**51**	**10**	**0**	**0**	**0**	**0**	**0**	**0**	**0**	**0**	**0**	**0**	**0**	**0**	**0**	**0**	**0**	**0**	**0**	**0**	**0**	**0**
1700	508	2	10	73	153	112	121	33	4	0	0	0	0	0	0	0	0	0	0	0	0	0	0	0	0	0	0	0	0
1800	430	2	7	51	122	111	97	34	6	0	0	0	0	0	0	0	0	0	0	0	0	0	0	0	0	0	0	0	0
1900	366	0	4	48	104	99	75	31	4	1	0	0	0	0	0	0	0	0	0	0	0	0	0	0	0	0	0	0	0
2000	236	0	4	27	75	58	52	18	2	0	0	0	0	0	0	0	0	0	0	0	0	0	0	0	0	0	0	0	0
2100	195	0	1	12	54	61	42	18	6	1	0	0	0	0	0	0	0	0	0	0	0	0	0	0	0	0	0	0	0
2200	139	1	4	12	37	43	25	16	1	0	0	0	0	0	0	0	0	0	0	0	0	0	0	0	0	0	0	0	0
2300	64	0	0	4	9	21	15	14	1	0	0	0	0	0	0	0	0	0	0	0	0	0	0	0	0	0	0	0	0
07-19	**6500**	**14**	**173**	**1185**	**2011**	**1422**	**1220**	**417**	**50**	**6**	**1**	**0**	**0**	**0**	**0**	**0**	**1**	**0**	**0**	**0**	**0**	**0**	**0**	**0**	**0**	**0**	**0**	**0**	**0**
06-22	**7616**	**15**	**187**	**1318**	**2332**	**1701**	**1442**	**538**	**70**	**11**	**1**	**0**	**0**	**0**	**0**	**0**	**1**	**0**	**0**	**0**	**0**	**0**	**0**	**0**	**0**	**0**	**0**	**0**	**0**
06-00	**7819**	**16**	**191**	**1334**	**2378**	**1765**	**1482**	**568**	**72**	**11**	**1**	**0**	**0**	**0**	**0**	**0**	**1**	**0**	**0**	**0**	**0**	**0**	**0**	**0**	**0**	**0**	**0**	**0**	**0**
00-00	**8050**	**16**	**193**	**1359**	**2454**	**1824**	**1520**	**587**	**84**	**11**	**1**	**0**	**0**	**0**	**0**	**0**	**1**	**0**	**0**	**0**	**0**	**0**	**0**	**0**	**0**	**0**	**0**	**0**	**0**

Site 2
Location A199 - approx 50 metres east of B6415
Direction West

6022 / Musselburgh
February 2016
Automatic Traffic Count

Friday, 26 February 2016

Time	Total	Speed Bins (mph)																											
		0 - 5	5 - 10	10 - 15	15 - 20	20 - 25	25 - 30	30 - 35	35 - 40	40 - 45	45 - 50	50 - 55	55 - 60	60 - 65	65 - 70	70 - 75	75 - 80	80 - 85	85 - 90	90 - 95	95 - 100	100 - 105	105 - 110	110 - 115	115 - 120	120 - 125	125 - 130	130 - 135	135 - 140
0000	48	0	0	5	8	13	10	9	2	1	0	0	0	0	0	0	0	0	0	0	0	0	0	0	0	0	0	0	0
0100	21	0	0	0	1	2	9	6	2	1	0	0	0	0	0	0	0	0	0	0	0	0	0	0	0	0	0	0	0
0200	16	0	0	0	6	5	3	2	0	0	0	0	0	0	0	0	0	0	0	0	0	0	0	0	0	0	0	0	0
0300	15	0	0	0	4	2	3	5	1	0	0	0	0	0	0	0	0	0	0	0	0	0	0	0	0	0	0	0	0
0400	28	0	0	2	4	7	2	9	4	0	0	0	0	0	0	0	0	0	0	0	0	0	0	0	0	0	0	0	0
0500	99	0	0	8	25	16	27	16	5	1	1	0	0	0	0	0	0	0	0	0	0	0	0	0	0	0	0	0	0
0600	288	1	3	21	43	57	66	81	14	1	1	0	0	0	0	0	0	0	0	0	0	0	0	0	0	0	0	0	0
0700	**768**	**0**	**10**	**71**	**172**	**126**	**230**	**139**	**18**	**2**	**0**	**0**	**0**	**0**	**0**	**0**	**0**	**0**	**0**	**0**	**0**	**0**	**0**	**0**	**0**	**0**	**0**	**0**	**0**
0800	654	1	21	113	147	153	137	70	7	1	1	0	2	0	0	0	0	1	0	0	0	0	0	0	0	0	0	0	0
0900	516	2	11	73	165	116	109	34	6	0	0	0	0	0	0	0	0	0	0	0	0	0	0	0	0	0	0	0	0
1000	480	2	11	69	151	92	107	45	2	0	1	0	0	0	0	0	0	0	0	0	0	0	0	0	0	0	0	0	0
1100	512	1	12	87	141	129	103	34	5	0	0	0	0	0	0	0	0	0	0	0	0	0	0	0	0	0	0	0	0
1200	505	0	11	79	158	108	116	29	4	0	0	0	0	0	0	0	0	0	0	0	0	0	0	0	0	0	0	0	0
1300	**536**	**2**	**14**	**98**	**160**	**111**	**118**	**31**	**2**	**0**	**0**	**0**	**0**	**0**	**0**	**0**	**0**	**0**	**0**	**0**	**0**	**0**	**0**	**0**	**0**	**0**	**0**	**0**	**0**
1400	509	0	22	81	191	110	71	33	1	0	0	0	0	0	0	0	0	0	0	0	0	0	0	0	0	0	0	0	0
1500	503	0	11	49	170	100	106	61	6	0	0	0	0	0	0	0	0	0	0	0	0	0	0	0	0	0	0	0	0
1600	535	2	12	68	172	132	99	39	11	0	0	0	0	0	0	0	0	0	0	0	0	0	0	0	0	0	0	0	0
1700	468	1	2	64	144	109	114	31	3	0	0	0	0	0	0	0	0	0	0	0	0	0	0	0	0	0	0	0	0
1800	432	2	8	60	117	122	103	18	2	0	0	0	0	0	0	0	0	0	0	0	0	0	0	0	0	0	0	0	0
1900	358	2	8	49	140	75	60	22	2	0	0	0	0	0	0	0	0	0	0	0	0	0	0	0	0	0	0	0	0
2000	236	0	2	32	80	52	51	19	0	0	0	0	0	0	0	0	0	0	0	0	0	0	0	0	0	0	0	0	0
2100	205	0	0	24	79	47	43	7	4	0	1	0	0	0	0	0	0	0	0	0	0	0	0	0	0	0	0	0	0
2200	133	0	0	10	49	41	28	4	1	0	0	0	0	0	0	0	0	0	0	0	0	0	0	0	0	0	0	0	0
2300	121	0	0	15	34	38	20	14	0	0	0	0	0	0	0	0	0	0	0	0	0	0	0	0	0	0	0	0	0
07-19	**6418**	**13**	**145**	**912**	**1888**	**1408**	**1413**	**564**	**67**	**3**	**2**	**0**	**2**	**0**	**0**	**0**	**0**	**1**	**0**	**0**	**0**	**0**	**0**	**0**	**0**	**0**	**0**	**0**	**0**
06-22	**7505**	**16**	**158**	**1038**	**2230**	**1639**	**1633**	**693**	**87**	**4**	**4**	**0**	**2**	**0**	**0**	**0**	**0**	**1**	**0**	**0**	**0**	**0**	**0**	**0**	**0**	**0**	**0**	**0**	**0**
06-00	**7759**	**16**	**158**	**1063**	**2313**	**1718**	**1681**	**711**	**88**	**4**	**4**	**0**	**2**	**0**	**0**	**0**	**0**	**1**	**0**	**0**	**0**	**0**	**0**	**0**	**0**	**0**	**0**	**0**	**0**
00-00	**7986**	**16**	**158**	**1078**	**2361**	**1763**	**1735**	**758**	**102**	**7**	**5**	**0**	**2**	**0**	**0**	**0**	**0**	**1**	**0**	**0**	**0**	**0**	**0**	**0**	**0**	**0**	**0**	**0**	**0**

Nationwide Data Collection
for
Sam Shortt Consulting

Site 2
Location A199 - approx 50 metres east of B6415
Direction West

Saturday, 27 February 2016

6022 / Musselburgh
February 2016
Automatic Traffic Count

Time	Total	Speed Bins (mph)																											
		0 - 5	5 - 10	10 - 15	15 - 20	20 - 25	25 - 30	30 - 35	35 - 40	40 - 45	45 - 50	50 - 55	55 - 60	60 - 65	65 - 70	70 - 75	75 - 80	80 - 85	85 - 90	90 - 95	95 - 100	100 - 105	105 - 110	110 - 115	115 - 120	120 - 125	125 - 130	130 - 135	135 - 140
0000	103	0	1	4	22	38	17	17	4	0	0	0	0	0	0	0	0	0	0	0	0	0	0	0	0	0	0	0	0
0100	57	0	0	3	12	27	10	5	0	0	0	0	0	0	0	0	0	0	0	0	0	0	0	0	0	0	0	0	0
0200	35	0	1	1	7	14	6	6	0	0	0	0	0	0	0	0	0	0	0	0	0	0	0	0	0	0	0	0	0
0300	37	0	0	2	10	14	5	4	2	0	0	0	0	0	0	0	0	0	0	0	0	0	0	0	0	0	0	0	0
0400	26	0	0	2	7	12	2	2	0	1	0	0	0	0	0	0	0	0	0	0	0	0	0	0	0	0	0	0	0
0500	54	0	0	1	20	15	10	5	2	0	1	0	0	0	0	0	0	0	0	0	0	0	0	0	0	0	0	0	0
0600	109	0	1	18	35	26	12	9	7	1	0	0	0	0	0	0	0	0	0	0	0	0	0	0	0	0	0	0	0
0700	215	1	3	21	72	55	35	23	4	0	1	0	0	0	0	0	0	0	0	0	0	0	0	0	0	0	0	0	0
0800	329	0	5	45	111	80	56	25	7	0	0	0	0	0	0	0	0	0	0	0	0	0	0	0	0	0	0	0	0
0900	416	1	9	66	135	94	74	32	5	0	0	0	0	0	0	0	0	0	0	0	0	0	0	0	0	0	0	0	0
1000	461	1	6	69	162	95	88	34	5	0	1	0	0	0	0	0	0	0	0	0	0	0	0	0	0	0	0	0	0
1100	**574**	**1**	**13**	**121**	**179**	**123**	**93**	**41**	**3**	**0**	**0**	**0**	**0**	**0**	**0**	**0**	**0**	**0**	**0**	**0**	**0**	**0**	**0**	**0**	**0**	**0**	**0**	**0**	**0**
1200	573	1	17	103	204	118	93	31	5	1	0	0	0	0	0	0	0	0	0	0	0	0	0	0	0	0	0	0	0
1300	543	0	19	117	155	98	112	38	4	0	0	0	0	0	0	0	0	0	0	0	0	0	0	0	0	0	0	0	0
1400	**581**	**2**	**9**	**103**	**187**	**121**	**107**	**47**	**5**	**0**	**0**	**0**	**0**	**0**	**0**	**0**	**0**	**0**	**0**	**0**	**0**	**0**	**0**	**0**	**0**	**0**	**0**	**0**	**0**
1500	472	2	17	78	135	94	100	40	5	0	0	0	1	0	0	0	0	0	0	0	0	0	0	0	0	0	0	0	0
1600	457	0	16	81	126	101	90	38	4	1	0	0	0	0	0	0	0	0	0	0	0	0	0	0	0	0	0	0	0
1700	436	0	10	50	146	113	84	31	1	1	0	0	0	0	0	0	0	0	0	0	0	0	0	0	0	0	0	0	0
1800	381	0	8	55	125	90	86	16	1	0	0	0	0	0	0	0	0	0	0	0	0	0	0	0	0	0	0	0	0
1900	310	1	5	47	90	81	65	20	1	0	0	0	0	0	0	0	0	0	0	0	0	0	0	0	0	0	0	0	0
2000	198	0	1	16	67	56	38	19	1	0	0	0	0	0	0	0	0	0	0	0	0	0	0	0	0	0	0	0	0
2100	158	0	3	8	41	45	42	16	3	0	0	0	0	0	0	0	0	0	0	0	0	0	0	0	0	0	0	0	0
2200	139	0	1	18	49	39	21	6	5	0	0	0	0	0	0	0	0	0	0	0	0	0	0	0	0	0	0	0	0
2300	136	0	3	8	59	39	17	8	0	1	1	0	0	0	0	0	0	0	0	0	0	0	0	0	0	0	0	0	0
07-19	**5438**	**9**	**132**	**909**	**1737**	**1182**	**1018**	**396**	**49**	**3**	**2**	**0**	**1**	**0**	**0**	**0**	**0**	**0**	**0**	**0**	**0**	**0**	**0**	**0**	**0**	**0**	**0**	**0**	**0**
06-22	**6213**	**10**	**142**	**998**	**1970**	**1390**	**1175**	**460**	**61**	**4**	**2**	**0**	**1**	**0**	**0**	**0**	**0**	**0**	**0**	**0**	**0**	**0**	**0**	**0**	**0**	**0**	**0**	**0**	**0**
06-00	**6488**	**10**	**146**	**1024**	**2078**	**1468**	**1213**	**474**	**66**	**5**	**3**	**0**	**1**	**0**	**0**	**0**	**0**	**0**	**0**	**0**	**0**	**0**	**0**	**0**	**0**	**0**	**0**	**0**	**0**
00-00	**6800**	**10**	**148**	**1037**	**2156**	**1588**	**1263**	**513**	**74**	**6**	**4**	**0**	**1**	**0**	**0**	**0**	**0**	**0**	**0**	**0**	**0**	**0**	**0**	**0**	**0**	**0**	**0**	**0**	**0**

Nationwide Data Collection
for
Sam Shortt Consulting

Site 2
Location A199 - approx 50 metres east of B6415
Direction West

6022 / Musselburgh
February 2016
Automatic Traffic Count

Sunday, 28 February 2016

Time	Total	Speed Bins (mph)																											
		0 - 5	5 - 10	10 - 15	15 - 20	20 - 25	25 - 30	30 - 35	35 - 40	40 - 45	45 - 50	50 - 55	55 - 60	60 - 65	65 - 70	70 - 75	75 - 80	80 - 85	85 - 90	90 - 95	95 - 100	100 - 105	105 - 110	110 - 115	115 - 120	120 - 125	125 - 130	130 - 135	135 - 140
0000	121	0	0	8	36	44	21	9	3	0	0	0	0	0	0	0	0	0	0	0	0	0	0	0	0	0	0	0	0
0100	70	0	1	3	14	27	15	8	1	1	0	0	0	0	0	0	0	0	0	0	0	0	0	0	0	0	0	0	0
0200	58	0	2	2	9	21	7	13	2	1	0	0	1	0	0	0	0	0	0	0	0	0	0	0	0	0	0	0	0
0300	41	0	0	1	7	6	11	12	4	0	0	0	0	0	0	0	0	0	0	0	0	0	0	0	0	0	0	0	0
0400	43	0	0	1	0	10	15	13	4	0	0	0	0	0	0	0	0	0	0	0	0	0	0	0	0	0	0	0	0
0500	46	0	0	0	4	4	16	17	3	1	1	0	0	0	0	0	0	0	0	0	0	0	0	0	0	0	0	0	0
0600	57	0	0	1	4	3	19	18	11	1	0	0	0	0	0	0	0	0	0	0	0	0	0	0	0	0	0	0	0
0700	101	0	0	1	7	11	28	44	8	1	1	0	0	0	0	0	0	0	0	0	0	0	0	0	0	0	0	0	0
0800	134	0	0	8	18	41	34	27	5	1	0	0	0	0	0	0	0	0	0	0	0	0	0	0	0	0	0	0	0
0900	265	0	5	22	61	49	70	49	7	2	0	0	0	0	0	0	0	0	0	0	0	0	0	0	0	0	0	0	0
1000	419	1	12	70	121	85	80	41	8	1	0	0	0	0	0	0	0	0	0	0	0	0	0	0	0	0	0	0	0
1100	**520**	**0**	**12**	**61**	**139**	**101**	**128**	**75**	**3**	**1**	**0**	**0**	**0**	**0**	**0**	**0**	**0**	**0**	**0**	**0**	**0**	**0**	**0**	**0**	**0**	**0**	**0**	**0**	**0**
1200	599	0	7	68	178	115	150	71	9	1	0	0	0	0	0	0	0	0	0	0	0	0	0	0	0	0	0	0	0
1300	**618**	**0**	**20**	**83**	**174**	**124**	**150**	**59**	**8**	**0**	**0**	**0**	**0**	**0**	**0**	**0**	**0**	**0**	**0**	**0**	**0**	**0**	**0**	**0**	**0**	**0**	**0**	**0**	**0**
1400	544	2	14	99	142	141	102	41	2	1	0	0	0	0	0	0	0	0	0	0	0	0	0	0	0	0	0	0	0
1500	591	1	17	84	143	145	144	52	2	3	0	0	0	0	0	0	0	0	0	0	0	0	0	0	0	0	0	0	0
1600	579	0	14	71	158	112	163	53	8	0	0	0	0	0	0	0	0	0	0	0	0	0	0	0	0	0	0	0	0
1700	467	0	9	60	100	106	129	57	5	1	0	0	0	0	0	0	0	0	0	0	0	0	0	0	0	0	0	0	0
1800	361	0	1	25	92	71	109	54	9	0	0	0	0	0	0	0	0	0	0	0	0	0	0	0	0	0	0	0	0
1900	269	0	6	15	48	54	107	32	6	1	0	0	0	0	0	0	0	0	0	0	0	0	0	0	0	0	0	0	0
2000	189	0	2	9	40	34	69	23	9	3	0	0	0	0	0	0	0	0	0	0	0	0	0	0	0	0	0	0	0
2100	143	1	0	12	21	36	35	29	7	2	0	0	0	0	0	0	0	0	0	0	0	0	0	0	0	0	0	0	0
2200	86	0	0	3	15	23	24	15	5	1	0	0	0	0	0	0	0	0	0	0	0	0	0	0	0	0	0	0	0
2300	64	0	0	1	9	16	17	18	2	1	0	0	0	0	0	0	0	0	0	0	0	0	0	0	0	0	0	0	0
07-19	**5198**	**4**	**111**	**652**	**1333**	**1101**	**1287**	**623**	**74**	**12**	**1**	**0**	**0**	**0**	**0**	**0**	**0**	**0**	**0**	**0**	**0**	**0**	**0**	**0**	**0**	**0**	**0**	**0**	**0**
06-22	**5856**	**5**	**119**	**689**	**1446**	**1228**	**1517**	**725**	**107**	**19**	**1**	**0**	**0**	**0**	**0**	**0**	**0**	**0**	**0**	**0**	**0**	**0**	**0**	**0**	**0**	**0**	**0**	**0**	**0**
06-00	**6006**	**5**	**119**	**693**	**1470**	**1267**	**1558**	**758**	**114**	**21**	**1**	**0**	**0**	**0**	**0**	**0**	**0**	**0**	**0**	**0**	**0**	**0**	**0**	**0**	**0**	**0**	**0**	**0**	**0**
00-00	**6385**	**5**	**122**	**708**	**1540**	**1379**	**1643**	**830**	**131**	**24**	**2**	**0**	**1**	**0**	**0**	**0**	**0**	**0**	**0**	**0**	**0**	**0**	**0**	**0**	**0**	**0**	**0**	**0**	**0**

Nationwide Data Collection
for
Sam Shortt Consulting

Site 2
Location A199 - approx 50 metres east of B6415
Direction West

Monday, 29 February 2016

6022 / Musselburgh
February 2016
Automatic Traffic Count

Time	Total	Speed Bins (mph)																											
		0 - 5	5 - 10	10 - 15	15 - 20	20 - 25	25 - 30	30 - 35	35 - 40	40 - 45	45 - 50	50 - 55	55 - 60	60 - 65	65 - 70	70 - 75	75 - 80	80 - 85	85 - 90	90 - 95	95 - 100	100 - 105	105 - 110	110 - 115	115 - 120	120 - 125	125 - 130	130 - 135	135 - 140
0000	33	0	0	0	1	8	12	11	1	0	0	0	0	0	0	0	0	0	0	0	0	0	0	0	0	0	0	0	0
0100	20	0	0	1	0	2	3	12	2	0	0	0	0	0	0	0	0	0	0	0	0	0	0	0	0	0	0	0	0
0200	11	0	0	0	0	3	2	4	2	0	0	0	0	0	0	0	0	0	0	0	0	0	0	0	0	0	0	0	0
0300	18	0	0	0	0	0	7	9	1	0	1	0	0	0	0	0	0	0	0	0	0	0	0	0	0	0	0	0	0
0400	28	0	0	0	1	2	12	5	6	1	1	0	0	0	0	0	0	0	0	0	0	0	0	0	0	0	0	0	0
0500	92	0	1	4	5	8	24	34	9	6	1	0	0	0	0	0	0	0	0	0	0	0	0	0	0	0	0	0	0
0600	266	0	3	23	34	52	43	79	26	4	2	0	0	0	0	0	0	0	0	0	0	0	0	0	0	0	0	0	0
0700	**775**	**0**	**13**	**79**	**214**	**107**	**207**	**137**	**18**	**0**	**0**	**0**	**0**	**0**	**0**	**0**	**0**	**0**	**0**	**0**	**0**	**0**	**0**	**0**	**0**	**0**	**0**	**0**	**0**
0800	699	3	18	76	201	129	160	98	12	1	0	1	0	0	0	0	0	0	0	0	0	0	0	0	0	0	0	0	0
0900	447	0	4	44	98	96	143	56	5	1	0	0	0	0	0	0	0	0	0	0	0	0	0	0	0	0	0	0	0
1000	427	0	4	46	107	93	136	38	2	1	0	0	0	0	0	0	0	0	0	0	0	0	0	0	0	0	0	0	0
1100	452	1	13	67	136	91	112	31	1	0	0	0	0	0	0	0	0	0	0	0	0	0	0	0	0	0	0	0	0
1200	464	1	6	82	127	121	88	37	2	0	0	0	0	0	0	0	0	0	0	0	0	0	0	0	0	0	0	0	0
1300	427	1	10	63	149	89	83	26	6	0	0	0	0	0	0	0	0	0	0	0	0	0	0	0	0	0	0	0	0
1400	461	1	8	48	132	107	103	58	3	0	0	0	0	0	0	0	0	0	0	0	0	1	0	0	0	0	0	0	0
1500	439	1	9	45	111	119	97	48	8	1	0	0	0	0	0	0	0	0	0	0	0	0	0	0	0	0	0	0	0
1600	**475**	**0**	**14**	**62**	**139**	**101**	**108**	**37**	**13**	**1**	**0**	**0**	**0**	**0**	**0**	**0**	**0**	**0**	**0**	**0**	**0**	**0**	**0**	**0**	**0**	**0**	**0**	**0**	**0**
1700	467	0	8	43	84	134	136	59	3	0	0	0	0	0	0	0	0	0	0	0	0	0	0	0	0	0	0	0	0
1800	353	0	4	33	93	90	95	32	5	1	0	0	0	0	0	0	0	0	0	0	0	0	0	0	0	0	0	0	0
1900	323	0	3	36	107	69	75	25	5	0	0	0	0	0	3	0	0	0	0	0	0	0	0	0	0	0	0	0	0
2000	213	0	0	8	50	54	65	27	7	2	0	0	0	0	0	0	0	0	0	0	0	0	0	0	0	0	0	0	0
2100	159	0	2	11	27	35	34	36	11	1	2	0	0	0	0	0	0	0	0	0	0	0	0	0	0	0	0	0	0
2200	86	0	0	1	7	17	24	28	9	0	0	0	0	0	0	0	0	0	0	0	0	0	0	0	0	0	0	0	0
2300	62	0	2	0	2	15	17	15	7	2	2	0	0	0	0	0	0	0	0	0	0	0	0	0	0	0	0	0	0
07-19	**5886**	**8**	**111**	**688**	**1591**	**1277**	**1468**	**657**	**78**	**6**	**0**	**1**	**0**	**0**	**0**	**0**	**0**	**0**	**0**	**0**	**0**	**1**	**0**	**0**	**0**	**0**	**0**	**0**	**0**
06-22	**6847**	**8**	**119**	**766**	**1809**	**1487**	**1685**	**824**	**127**	**13**	**4**	**1**	**0**	**0**	**3**	**0**	**0**	**0**	**0**	**0**	**0**	**1**	**0**	**0**	**0**	**0**	**0**	**0**	**0**
06-00	**6995**	**8**	**121**	**767**	**1818**	**1519**	**1726**	**867**	**143**	**15**	**6**	**1**	**0**	**0**	**3**	**0**	**0**	**0**	**0**	**0**	**0**	**1**	**0**	**0**	**0**	**0**	**0**	**0**	**0**
00-00	**7197**	**8**	**122**	**772**	**1825**	**1542**	**1786**	**942**	**164**	**22**	**9**	**1**	**0**	**0**	**3**	**0**	**0**	**0**	**0**	**0**	**0**	**1**	**0**	**0**	**0**	**0**	**0**	**0**	**0**

Nationwide Data Collection
for
Sam Shortt Consulting

Site 2
Location A199 - approx 50 metres east of B6415
Direction West

6022 / Musselburgh
February 2016
Automatic Traffic Count

Virtual Day (7)

Time	Total	Speed Bins (mph)																											
		0 - 5	5 - 10	10 - 15	15 - 20	20 - 25	25 - 30	30 - 35	35 - 40	40 - 45	45 - 50	50 - 55	55 - 60	60 - 65	65 - 70	70 - 75	75 - 80	80 - 85	85 - 90	90 - 95	95 - 100	100 - 105	105 - 110	110 - 115	115 - 120	120 - 125	125 - 130	130 - 135	135 - 140
0000	60	0	0	4	14	18	13	8	2	0	0	0	0	0	0	0	0	0	0	0	0	0	0	0	0	0	0	0	0
0100	30	0	0	1	5	10	6	6	1	0	0	0	0	0	0	0	0	0	0	0	0	0	0	0	0	0	0	0	0
0200	25	0	0	1	4	9	5	4	1	0	0	0	0	0	0	0	0	0	0	0	0	0	0	0	0	0	0	0	0
0300	25	0	0	1	5	6	5	6	2	0	0	0	0	0	0	0	0	0	0	0	0	0	0	0	0	0	0	0	0
0400	32	0	0	1	4	7	8	7	3	0	0	0	0	0	0	0	0	0	0	0	0	0	0	0	0	0	0	0	0
0500	87	0	0	7	21	16	20	16	5	2	1	0	0	0	0	0	0	0	0	0	0	0	0	0	0	0	0	0	0
0600	235	0	2	25	50	43	50	50	13	2	0	0	0	0	0	0	0	0	0	0	0	0	0	0	0	0	0	0	0
0700	**634**	**1**	**15**	**95**	**172**	**120**	**144**	**76**	**10**	**1**	**0**	**0**	**0**	**0**	**0**	**0**	**0**	**0**	**0**	**0**	**0**	**0**	**0**	**0**	**0**	**0**	**0**	**0**	**0**
0800	585	2	17	102	176	115	113	52	6	1	0	0	0	0	0	0	0	0	0	0	0	0	0	0	0	0	0	0	0
0900	471	1	10	69	131	103	107	44	5	1	0	0	0	0	0	0	0	0	0	0	0	0	0	0	0	0	0	0	0
1000	458	1	11	72	143	90	102	36	3	0	0	0	0	0	0	0	0	0	0	0	0	0	0	0	0	0	0	0	0
1100	505	1	12	93	162	102	98	34	2	0	0	0	0	0	0	0	0	0	0	0	0	0	0	0	0	0	0	0	0
1200	**529**	**1**	**14**	**86**	**168**	**113**	**107**	**35**	**4**	**0**	**0**	**0**	**0**	**0**	**0**	**0**	**0**	**0**	**0**	**0**	**0**	**0**	**0**	**0**	**0**	**0**	**0**	**0**	**0**
1300	528	1	16	99	167	104	105	33	4	0	0	0	0	0	0	0	0	0	0	0	0	0	0	0	0	0	0	0	0
1400	523	2	14	88	171	120	89	37	2	0	0	0	0	1	0	0	0	0	0	0	0	0	0	0	0	0	0	0	0
1500	511	1	13	73	161	113	104	42	5	1	0	0	0	0	0	0	0	0	0	0	0	0	0	0	0	0	0	0	0
1600	524	1	13	84	164	113	104	39	7	0	0	0	0	0	0	0	0	0	0	0	0	0	0	0	0	0	0	0	0
1700	492	1	11	71	135	121	110	39	3	0	0	0	0	0	0	0	0	0	0	0	0	0	0	0	0	0	0	0	0
1800	421	1	9	62	127	99	91	27	4	0	0	0	0	0	0	0	0	0	0	0	0	0	0	0	0	0	0	0	0
1900	342	1	7	43	103	78	81	25	3	0	0	0	0	0	0	0	0	0	0	0	0	0	0	0	0	0	0	0	0
2000	226	0	3	21	69	53	56	19	3	1	0	0	0	0	0	0	0	0	0	0	0	0	0	0	0	0	0	0	0
2100	185	1	2	16	50	49	41	21	5	1	0	0	0	0	0	0	0	0	0	0	0	0	0	0	0	0	0	0	0
2200	119	0	1	9	34	35	24	12	4	0	0	0	0	0	0	0	0	0	0	0	0	0	0	0	0	0	0	0	0
2300	83	0	1	6	23	23	16	11	2	1	1	0	0	0	0	0	0	0	0	0	0	0	0	0	0	0	0	0	0
07-19	**6182**	**13**	**152**	**994**	**1875**	**1314**	**1274**	**494**	**55**	**5**	**1**	**0**	**1**	**1**	**0**	**0**	**0**	**0**	**0**	**0**	**0**	**0**	**0**	**0**	**0**	**0**	**0**	**0**	**0**
06-22	**7169**	**15**	**167**	**1099**	**2146**	**1536**	**1502**	**610**	**79**	**9**	**2**	**0**	**1**	**1**	**0**	**0**	**0**	**0**	**0**	**0**	**0**	**0**	**0**	**0**	**0**	**0**	**0**	**0**	**0**
06-00	**7371**	**15**	**169**	**1114**	**2204**	**1595**	**1542**	**632**	**85**	**10**	**2**	**1**	**1**	**1**	**0**	**0**	**0**	**0**	**0**	**0**	**0**	**0**	**0**	**0**	**0**	**0**	**0**	**0**	**0**
00-00	**7630**	**15**	**171**	**1129**	**2256**	**1661**	**1599**	**680**	**100**	**13**	**3**	**1**	**1**	**1**	**0**	**0**	**0**	**0**	**0**	**0**	**0**	**0**	**0**	**0**	**0**	**0**	**0**	**0**	**0**

Nationwide Data Collection
for
Sam Shortt Consulting

Site 2
Location A199 - approx 50 metres east of B6415
Direction West

6022 / Musselburgh
February 2016
Automatic Traffic Count

Virtual Week (1)

Time	Total	Speed Bins (mph)																											
		0 - 5	5 - 10	10 - 15	15 - 20	20 - 25	25 - 30	30 - 35	35 - 40	40 - 45	45 - 50	50 - 55	55 - 60	60 - 65	65 - 70	70 - 75	75 - 80	80 - 85	85 - 90	90 - 95	95 - 100	100 - 105	105 - 110	110 - 115	115 - 120	120 - 125	125 - 130	130 - 135	135 - 140
Mon	7197	8	122	772	1825	1542	1786	942	164	22	9	1	0	0	3	0	0	0	0	0	0	1	0	0	0	0	0	0	0
Tue	8756	30	259	1593	2871	1727	1629	574	65	7	1	0	0	0	0	0	0	0	0	0	0	0	0	0	0	0	0	0	0
Wed	8233	21	193	1355	2586	1801	1616	556	78	12	1	4	1	4	0	0	2	0	0	0	0	2	0	1	0	0	0	0	0
Thu	8050	16	193	1359	2454	1824	1520	587	84	11	1	0	0	0	0	0	1	0	0	0	0	0	0	0	0	0	0	0	0
Fri	7986	16	158	1078	2361	1763	1735	758	102	7	5	0	2	0	0	0	0	1	0	0	0	0	0	0	0	0	0	0	0
| Sat	6800	10	148	1037	2156	1588	1263	513	74	6	4	0	1	0	0	0	0	0	0	0	0	0	0	0	0	0	0	0	0
| Sun	6385	5	122	708	1540	1379	1643	830	131	24	2	0	1	0	0	0	0	0	0	0	0	0	0	0	0	0	0	0	0
5 Day Ave.	**8044**	**18**	**185**	**1231**	**2419**	**1731**	**1657**	**683**	**99**	**12**	**3**	**1**	**1**	**1**	**1**	**0**	**1**	**0**	**0**	**0**	**0**	**1**	**0**	**0**	**0**	**0**	**0**	**0**	**0**
7 Day Ave.	**7630**	**15**	**171**	**1129**	**2256**	**1661**	**1599**	**680**	**100**	**13**	**3**	**1**	**1**	**1**	**0**	**0**	**0**	**0**	**0**	**0**	**0**	**0**	**0**	**0**	**0**	**0**	**0**	**0**	**0**
--	**53407**	**106**	**1195**	**7902**	**15793**	**11624**	**11192**	**4760**	**698**	**89**	**23**	**5**	**5**	**4**	**3**	**0**	**3**	**1**	**0**	**0**	**0**	**3**	**0**	**1**	**0**	**0**	**0**	**0**	**0**

Summary Graphs

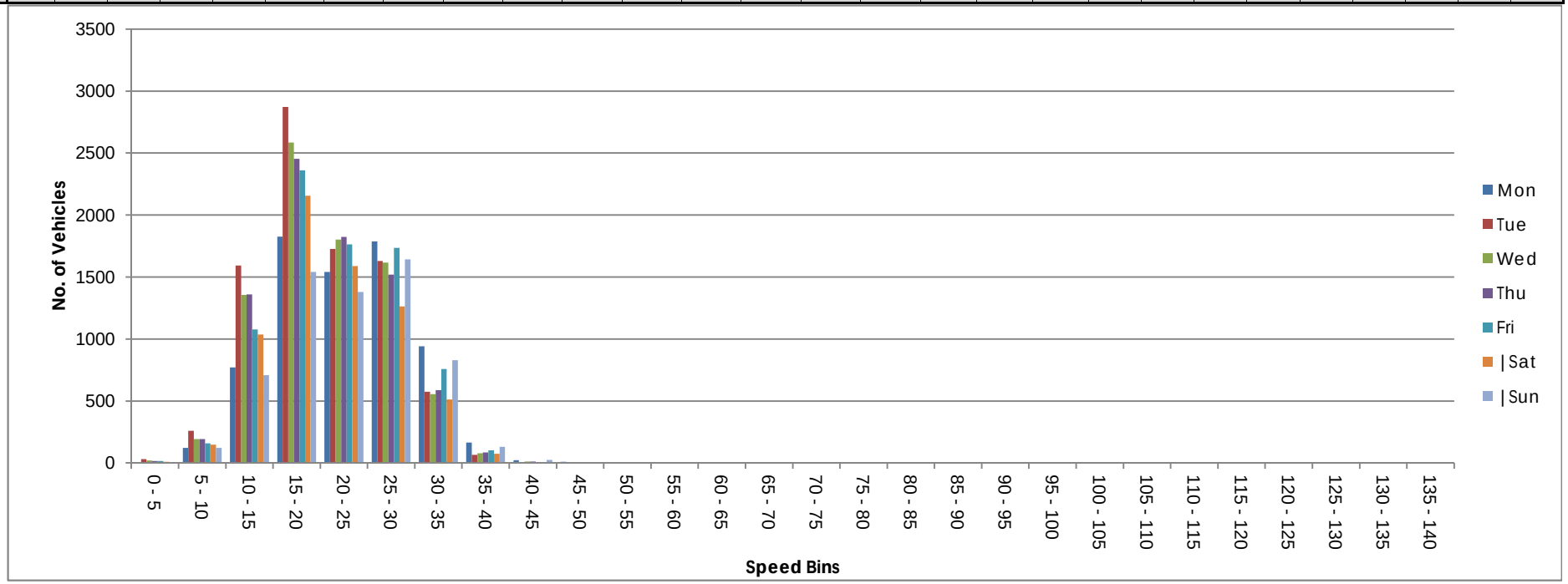

Nationwide Data Collection
for
Sam Shortt Consulting

Site 2
Location A199 - approx 50 metres east of B6415
Direction East West

Tuesday, 23 February 2016

6022 / Musselburgh
February 2016
Automatic Traffic Count

Time	Total	Classification												>PSL	>PSL%	>SL1	>SL1%	>SL2	>SL2%	Mean	Vpp
		1	2	3	4	5	6	7	8	9	10	11	12	30	30	35	35	45	45		85
		MCL	SV	SVT	TB2	TB3	T4	ART3	ART4	ART5	ART6	BD	DRT			ACPO	ACPO	DfT	DfT		
0000	77	2	59	0	16	0	0	0	0	0	0	0	0	23	29.9	2	2.6	0	0	27.8	31.5
0100	29	0	23	0	6	0	0	0	0	0	0	0	0	15	51.7	5	17.2	0	0	30.9	35.6
0200	32	0	27	0	5	0	0	0	0	0	0	0	0	15	46.9	5	15.6	0	0	30.2	34.7
0300	30	0	22	0	8	0	0	0	0	0	0	0	0	15	50	7	23.3	0	0	31	36
0400	47	0	40	0	7	0	0	0	0	0	0	0	0	26	55.3	5	10.6	0	0	30.2	33.8
0500	151	10	114	0	26	1	0	0	0	0	0	0	0	47	31.1	13	8.6	0	0	26.7	32.9
0600	393	16	326	1	47	1	1	0	0	0	1	0	0	74	18.8	18	4.6	0	0	24.1	30.6
0700	1158	29	1003	7	96	8	4	1	7	0	3	0	0	85	7.3	2	0.2	0	0	21	27.7
0800	**1214**	**23**	**1105**	**6**	**61**	**8**	**6**	**0**	**4**	**0**	**1**	**0**	**0**	**55**	**4.5**	**3**	**0.2**	**0**	**0**	**20.5**	**26.8**
0900	1018	11	896	5	99	2	1	0	3	1	0	0	0	76	7.5	6	0.6	0	0	22.5	27.5
1000	940	11	827	6	83	8	2	2	1	0	0	0	0	55	5.9	5	0.5	0	0	21.8	27.1
1100	978	7	872	6	76	6	5	0	1	1	3	0	1	34	3.5	4	0.4	0	0	21.1	25.9
1200	1099	18	996	3	64	6	10	0	0	2	0	0	0	51	4.6	5	0.5	0	0	20.9	26.6
1300	1128	3	1039	10	60	4	8	1	1	1	1	0	0	56	5	4	0.4	1	0.1	22	27.1
1400	1148	10	1030	11	76	10	4	2	2	1	1	0	1	40	3.5	5	0.4	3	0.3	21.5	26.6
1500	1134	7	1054	6	55	7	3	0	2	0	0	0	0	48	4.2	0	0	0	0	21.6	26.8
1600	1279	6	1181	13	70	2	2	0	1	0	3	0	1	48	3.8	4	0.3	0	0	21.4	26.4
1700	**1345**	**16**	**1246**	**15**	**54**	**3**	**3**	**2**	**3**	**0**	**3**	**0**	**0**	**50**	**3.7**	**5**	**0.4**	**0**	**0**	**22**	**26.6**
1800	1162	11	1082	9	49	4	4	0	0	0	2	0	1	24	2.1	5	0.4	0	0	21.5	26.2
1900	793	3	736	4	44	1	2	1	1	0	1	0	0	37	4.7	1	0.1	0	0	23	27.5
2000	570	5	529	3	28	1	2	0	2	0	0	0	0	44	7.7	6	1.1	2	0.4	23.5	28.2
2100	480	4	451	0	22	2	0	0	0	1	0	0	0	45	9.4	7	1.5	1	0.2	23.9	28.4
2200	271	2	250	0	18	1	0	0	0	0	0	0	0	30	11.1	3	1.1	0	0	24.5	29.1
2300	138	1	112	2	23	0	0	0	0	0	0	0	0	14	10.1	3	2.2	1	0.7	24.1	28.6
07-19	**13603**	**152**	**12331**	**97**	**843**	**68**	**52**	**8**	**25**	**6**	**17**	**0**	**4**	**622**	**4.6**	**48**	**0.4**	**4**	**0**	**21.5**	**26.8**
06-22	**15839**	**180**	**14373**	**105**	**984**	**73**	**57**	**9**	**28**	**7**	**19**	**0**	**4**	**822**	**5.2**	**80**	**0.5**	**7**	**0**	**21.8**	**27.1**
06-00	**16248**	**183**	**14735**	**107**	**1025**	**74**	**57**	**9**	**28**	**7**	**19**	**0**	**4**	**866**	**5.3**	**86**	**0.5**	**8**	**0**	**21.8**	**27.1**
00-00	**16614**	**195**	**15020**	**107**	**1093**	**75**	**57**	**9**	**28**	**7**	**19**	**0**	**4**	**1007**	**6.1**	**123**	**0.7**	**8**	**0**	**22**	**27.3**

Site 2
Location A199 - approx 50 metres east of B6415
Direction East West

Wednesday, 24 February 2016

6022 / Musselburgh
February 2016
Automatic Traffic Count

Time	Total	Classification												>PSL	>PSL%	>SL1	>SL1%	>SL2	>SL2%	Mean	Vpp
		1	2	3	4	5	6	7	8	9	10	11	12	30	30	35	35	45	45		85
		MCL	SV	SVT	TB2	TB3	T4	ART3	ART4	ART5	ART6	BD	DRT			ACPO	ACPO	DfT	DfT		
0000	88	1	79	0	8	0	0	0	0	0	0	0	0	13	14.8	5	5.7	0	0	25.2	30
0100	29	0	26	0	3	0	0	0	0	0	0	0	0	8	27.6	4	13.8	1	3.4	28.4	34.7
0200	25	0	22	0	3	0	0	0	0	0	0	0	0	2	8	1	4	0	0	23.9	27.7
0300	45	0	39	0	6	0	0	0	0	0	0	0	0	5	11.1	1	2.2	0	0	24.8	29.1
0400	71	0	56	0	15	0	0	0	0	0	0	0	0	26	36.6	18	25.4	5	7	28.4	37.6
0500	149	9	112	1	25	1	0	0	1	0	0	0	0	29	19.5	10	6.7	1	0.7	24	30.9
0600	413	12	340	1	54	1	2	0	1	0	2	0	0	97	23.5	17	4.1	0	0	25.5	31.8
0700	1110	31	970	7	88	5	2	1	4	0	1	1	0	89	8	10	0.9	0	0	21.9	28.2
0800	**1189**	**31**	**1066**	**6**	**66**	**6**	**5**	**0**	**4**	**1**	**3**	**0**	**1**	**89**	**7.5**	**8**	**0.7**	**0**	**0**	**21.5**	**28**
0900	896	9	797	3	76	1	3	0	5	0	2	0	0	49	5.5	7	0.8	0	0	21.3	27.1
1000	885	3	793	2	80	0	3	0	0	2	2	0	0	44	5	3	0.3	1	0.1	22.3	27.7
1100	941	7	841	4	76	3	5	2	3	0	0	0	0	44	4.7	8	0.9	5	0.5	22.4	27.3
1200	941	5	855	4	65	6	0	0	1	1	3	0	1	46	4.9	7	0.7	0	0	22.3	27.3
1300	959	10	872	4	58	3	6	1	2	0	2	1	0	35	3.6	4	0.4	0	0	21.2	26.2
1400	1050	9	937	4	92	2	5	0	0	0	1	0	0	60	5.7	10	1	7	0.7	22.6	27.1
1500	1041	7	948	6	71	1	4	1	2	0	1	0	0	73	7	6	0.6	0	0	22.5	28
1600	1201	11	1104	9	69	1	2	0	1	0	4	0	0	55	4.6	3	0.2	0	0	22.4	27.3
1700	**1211**	**15**	**1116**	**12**	**57**	**1**	**7**	**1**	**0**	**0**	**2**	**0**	**0**	**58**	**4.8**	**1**	**0.1**	**0**	**0**	**22**	**27.1**
1800	1095	7	1021	5	51	2	3	0	1	0	5	0	0	40	3.7	3	0.3	0	0	21.3	26.4
1900	845	7	790	6	36	3	1	0	2	0	0	0	0	47	5.6	2	0.2	0	0	22.7	27.5
2000	581	3	539	3	31	1	4	0	0	0	0	0	0	54	9.3	9	1.5	0	0	23.8	28.6
2100	558	5	523	2	28	0	0	0	0	0	0	0	0	61	10.9	5	0.9	0	0	24.1	28.9
2200	398	3	370	1	24	0	0	0	0	0	0	0	0	51	12.8	11	2.8	1	0.3	24.9	29.1
2300	159	1	137	1	18	1	1	0	0	0	0	0	0	33	20.8	9	5.7	0	0	24.9	31.1
07-19	**12519**	**145**	**11320**	**66**	**849**	**31**	**45**	**6**	**23**	**4**	**26**	**2**	**2**	**682**	**5.4**	**70**	**0.6**	**13**	**0.1**	**22**	**27.3**
06-22	**14916**	**172**	**13512**	**78**	**998**	**36**	**52**	**6**	**26**	**4**	**28**	**2**	**2**	**941**	**6.3**	**103**	**0.7**	**13**	**0.1**	**22.3**	**27.5**
06-00	**15473**	**176**	**14019**	**80**	**1040**	**37**	**53**	**6**	**26**	**4**	**28**	**2**	**2**	**1025**	**6.6**	**123**	**0.8**	**14**	**0.1**	**22.4**	**27.7**
00-00	**15880**	**186**	**14353**	**81**	**1100**	**38**	**53**	**6**	**27**	**4**	**28**	**2**	**2**	**1108**	**7**	**162**	**1**	**21**	**0.1**	**22.4**	**27.7**

Nationwide Data Collection
for
Sam Shortt Consulting

Site 2
Location A199 - approx 50 metres east of B6415
Direction East West

Thursday, 25 February 2016

6022 / Musselburgh
February 2016
Automatic Traffic Count

Time	Total	Classification												>PSL	>PSL%	>SL1	>SL1%	>SL2	>SL2%	Mean	Vpp
		1	2	3	4	5	6	7	8	9	10	11	12	30	30	35	35	45	45		85
		MCL	SV	SVT	TB2	TB3	T4	ART3	ART4	ART5	ART6	BD	DRT			ACPO	ACPO	DfT	DfT		
0000	104	1	90	0	12	1	0	0	0	0	0	0	0	20	19.2	6	5.8	0	0	24.7	30.9
0100	40	0	35	0	5	0	0	0	0	0	0	0	0	8	20	2	5	0	0	25.3	30.2
0200	37	0	33	0	4	0	0	0	0	0	0	0	0	9	24.3	4	10.8	0	0	27.2	32.7
0300	39	1	29	0	9	0	0	0	0	0	0	0	0	10	25.6	3	7.7	0	0	26.6	32.2
0400	46	0	36	0	9	0	1	0	0	0	0	0	0	7	15.2	4	8.7	0	0	24.9	29.8
0500	139	7	100	1	27	2	0	0	0	1	1	0	0	23	16.5	9	6.5	1	0.7	22.6	30
0600	404	14	333	0	49	6	1	0	1	0	0	0	0	80	19.8	14	3.5	0	0	23.1	30.9
0700	1022	28	889	8	77	4	5	2	3	1	4	1	0	78	7.6	13	1.3	1	0.1	20.9	27.7
0800	**1102**	**29**	**972**	**7**	**73**	**5**	**8**	**1**	**3**	**1**	**3**	**0**	**0**	**67**	**6.1**	**5**	**0.5**	**0**	**0**	**21.5**	**27.5**
0900	992	6	892	8	75	1	7	2	0	1	0	0	0	82	8.3	8	0.8	0	0	22.3	28.2
1000	913	5	819	5	70	5	5	1	1	1	0	0	1	44	4.8	2	0.2	0	0	21.5	26.8
1100	913	2	831	3	68	4	0	2	1	1	1	0	0	33	3.6	3	0.3	0	0	20	26.2
1200	956	8	869	3	61	3	6	1	1	1	3	0	0	41	4.3	2	0.2	1	0.1	21.8	27.1
1300	1018	4	946	7	54	2	4	1	0	0	0	0	0	44	4.3	4	0.4	0	0	21.4	26.8
1400	1052	9	958	5	63	7	6	0	2	0	1	0	1	41	3.9	2	0.2	0	0	22.1	27.1
1500	998	6	915	6	58	2	5	0	3	0	3	0	0	58	5.8	10	1	0	0	22.6	27.5
1600	1240	7	1139	7	75	3	4	0	2	2	1	0	0	95	7.7	15	1.2	0	0	23.1	28.2
1700	**1246**	**11**	**1165**	**9**	**52**	**0**	**5**	**1**	**0**	**1**	**0**	**1**	**1**	**70**	**5.6**	**6**	**0.5**	**0**	**0**	**22.3**	**27.5**
1800	1104	9	1030	6	52	3	2	1	1	0	0	0	0	69	6.3	7	0.6	0	0	23	27.3
1900	789	2	741	5	39	0	2	0	0	0	0	0	0	63	8	9	1.1	1	0.1	23.3	28.2
2000	552	4	518	1	26	0	2	0	1	0	0	0	0	45	8.2	3	0.5	0	0	24	28.6
2100	474	4	441	2	24	1	1	0	0	0	1	0	0	66	13.9	13	2.7	0	0	25.1	29.8
2200	331	2	309	0	19	1	0	0	0	0	0	0	0	38	11.5	2	0.6	0	0	24.1	29.1
2300	152	0	126	1	23	2	0	0	0	0	0	0	0	42	27.6	5	3.3	2	1.3	26.7	31.1
07-19	**12556**	**124**	**11425**	**74**	**778**	**39**	**57**	**12**	**17**	**9**	**16**	**2**	**3**	**722**	**5.8**	**77**	**0.6**	**2**	**0**	**21.9**	**27.3**
06-22	**14775**	**148**	**13458**	**82**	**916**	**46**	**63**	**12**	**19**	**9**	**17**	**2**	**3**	**976**	**6.6**	**116**	**0.8**	**3**	**0**	**22.2**	**27.7**
06-00	**15258**	**150**	**13893**	**83**	**958**	**49**	**63**	**12**	**19**	**9**	**17**	**2**	**3**	**1056**	**6.9**	**123**	**0.8**	**5**	**0**	**22.3**	**27.7**
00-00	**15663**	**159**	**14216**	**84**	**1024**	**52**	**64**	**12**	**19**	**10**	**18**	**2**	**3**	**1133**	**7.2**	**151**	**1**	**6**	**0**	**22.4**	**27.7**

Site 2
Location A199 - approx 50 metres east of B6415
Direction East West

Friday, 26 February 2016

6022 / Musselburgh
February 2016
Automatic Traffic Count

Time	Total	Classification												>PSL	>PSL%	>SL1	>SL1%	>SL2	>SL2%	Mean	Vpp
		1	2	3	4	5	6	7	8	9	10	11	12	30	30	35	35	45	45		85
		MCL	SV	SVT	TB2	TB3	T4	ART3	ART4	ART5	ART6	BD	DRT			ACPO	ACPO	DfT	DfT		
0000	95	2	79	0	12	1	0	0	0	1	0	0	0	24	25.3	5	5.3	0	0	25.9	31.3
0100	49	0	42	0	7	0	0	0	0	0	0	0	0	20	40.8	9	18.4	0	0	29.8	35.3
0200	27	0	23	0	4	0	0	0	0	0	0	0	0	6	22.2	0	0	0	0	25.4	31.3
0300	29	0	22	0	7	0	0	0	0	0	0	0	0	11	37.9	3	10.3	0	0	27.7	33.1
0400	48	0	40	0	8	0	0	0	0	0	0	0	0	19	39.6	5	10.4	0	0	27.2	32.9
0500	145	7	104	0	32	1	0	0	0	0	1	0	0	37	25.5	8	5.5	1	0.7	25.5	31.3
0600	368	10	307	1	44	3	0	1	1	1	0	0	0	114	31	22	6	2	0.5	25.9	32.7
0700	989	20	870	4	88	3	1	0	2	1	0	0	0	180	18.2	24	2.4	0	0	24.1	30.4
0800	**1024**	**12**	**929**	**7**	**65**	**3**	**5**	**0**	**1**	**1**	**1**	**0**	**0**	**102**	**10**	**13**	**1.3**	**4**	**0.4**	**22.5**	**28.6**
0900	920	8	826	7	67	2	4	0	1	2	2	0	1	57	6.2	7	0.8	0	0	22.3	27.7
1000	899	3	804	2	76	7	4	1	0	2	0	0	0	67	7.5	3	0.3	1	0.1	22.5	27.5
1100	964	11	863	5	71	3	4	2	2	0	3	0	0	72	7.5	9	0.9	0	0	22.4	27.7
1200	1009	7	918	6	65	2	7	1	2	0	1	0	0	44	4.4	5	0.5	0	0	22	27.1
1300	1092	17	993	8	62	2	5	3	0	0	2	0	0	45	4.1	2	0.2	0	0	20.6	26.6
1400	1119	8	1026	6	73	2	2	0	1	0	1	0	0	68	6.1	3	0.3	0	0	22.4	27.5
1500	1179	8	1079	10	70	6	3	0	0	0	2	1	0	90	7.6	6	0.5	0	0	23.4	28
1600	**1202**	**13**	**1116**	**12**	**49**	**5**	**7**	**0**	**0**	**0**	**0**	**0**	**0**	**87**	**7.2**	**12**	**1**	**1**	**0.1**	**23.1**	**28**
1700	1183	12	1102	10	48	4	3	0	1	2	1	0	0	67	5.7	4	0.3	0	0	23.3	27.7
1800	965	11	883	5	61	4	0	0	1	0	0	0	0	45	4.7	4	0.4	0	0	22.8	27.7
1900	725	0	675	4	42	1	1	2	0	0	0	0	0	38	5.2	4	0.6	0	0	22.7	27.5
2000	510	1	466	1	42	0	0	0	0	0	0	0	0	54	10.6	1	0.2	0	0	23.9	29.3
2100	442	4	398	0	38	0	1	0	1	0	0	0	0	38	8.6	9	2	1	0.2	24	28.4
2200	327	0	299	1	26	0	0	0	1	0	0	0	0	19	5.8	2	0.6	0	0	24.3	28.2
2300	264	1	236	1	24	2	0	0	0	0	0	0	0	34	12.9	1	0.4	0	0	24.2	29.8
07-19	**12545**	**130**	**11409**	**82**	**795**	**43**	**45**	**7**	**11**	**8**	**13**	**1**	**1**	**924**	**7.4**	**92**	**0.7**	**6**	**0**	**22.6**	**28**
06-22	**14590**	**145**	**13255**	**88**	**961**	**47**	**47**	**10**	**13**	**9**	**13**	**1**	**1**	**1168**	**8**	**128**	**0.9**	**9**	**0.1**	**22.8**	**28.2**
06-00	**15181**	**146**	**13790**	**90**	**1011**	**49**	**47**	**10**	**14**	**9**	**13**	**1**	**1**	**1221**	**8**	**131**	**0.9**	**9**	**0.1**	**22.9**	**28.2**
00-00	**15574**	**155**	**14100**	**90**	**1081**	**51**	**47**	**10**	**14**	**10**	**14**	**1**	**1**	**1338**	**8.6**	**161**	**1**	**10**	**0.1**	**23**	**28.4**

Nationwide Data Collection
for
Sam Shortt Consulting

Site 2
Location A199 - approx 50 metres east of B6415
Direction East West

6022 / Musselburgh
February 2016
Automatic Traffic Count

Saturday, 27 February 2016

Time	Total	Classification												>PSL	>PSL%	>SL1	>SL1%	>SL2	>SL2%	Mean	Vpp
		1	2	3	4	5	6	7	8	9	10	11	12	30	30	35	35	45	45		85
		MCL	SV	SVT	TB2	TB3	T4	ART3	ART4	ART5	ART6	BD	DRT			ACPO	ACPO	DfT	DfT		
0000	210	0	184	0	24	0	2	0	0	0	0	0	0	31	14.8	4	1.9	0	0	25.1	30
0100	128	0	109	0	18	0	0	0	0	1	0	0	0	23	18	4	3.1	0	0	25.4	30.2
0200	67	2	56	0	9	0	0	0	0	0	0	0	0	21	31.3	3	4.5	0	0	25.8	31.5
0300	89	1	72	0	15	1	0	0	0	0	0	0	0	29	32.6	9	10.1	0	0	27	33.8
0400	54	0	38	0	16	0	0	0	0	0	0	0	0	9	16.7	3	5.6	0	0	24.8	32
0500	88	1	67	0	17	3	0	0	0	0	0	0	0	18	20.5	4	4.5	1	1.1	24.5	32
0600	170	1	139	1	27	2	0	0	0	0	0	0	0	27	15.9	10	5.9	0	0	23.4	30.2
0700	288	4	244	0	35	2	2	1	0	0	0	0	0	42	14.6	8	2.8	1	0.3	23.2	29.8
0800	523	10	466	2	41	1	1	1	0	1	0	0	0	57	10.9	10	1.9	0	0	22.7	28.9
0900	744	11	671	4	55	1	2	0	0	0	0	0	0	67	9	6	0.8	0	0	22.6	28.2
1000	928	9	849	10	51	3	4	0	1	0	0	0	1	66	7.1	10	1.1	1	0.1	22.6	28
1100	**1041**	**15**	**941**	**14**	**48**	**5**	**9**	**3**	**2**	**1**	**1**	**1**	**1**	**73**	**7**	**6**	**0.6**	**2**	**0.2**	**22.1**	**28**
1200	**1161**	**20**	**1073**	**9**	**43**	**6**	**5**	**0**	**1**	**0**	**1**	**1**	**2**	**63**	**5.4**	**9**	**0.8**	**3**	**0.3**	**22.3**	**27.3**
1300	1138	15	1063	7	45	3	3	0	2	0	0	0	0	65	5.7	7	0.6	0	0	22.5	27.5
1400	1127	22	1046	1	48	5	3	1	1	0	0	0	0	74	6.6	5	0.4	0	0	22.6	27.5
1500	1018	17	938	8	48	0	5	1	0	0	1	0	0	72	7.1	8	0.8	1	0.1	23.1	27.7
1600	968	6	905	6	42	3	3	1	1	0	1	0	0	70	7.2	9	0.9	0	0	23.1	27.7
1700	912	7	857	2	39	3	3	1	0	0	0	0	0	75	8.2	7	0.8	0	0	23.4	28.4
1800	785	3	731	2	44	3	2	0	0	0	0	0	0	41	5.2	3	0.4	0	0	22.5	27.7
1900	624	1	578	4	37	2	0	0	2	0	0	0	0	49	7.9	3	0.5	0	0	23.1	28.4
2000	420	2	389	1	27	0	1	0	0	0	0	0	0	44	10.5	1	0.2	0	0	24.1	28.6
2100	334	4	304	0	26	0	0	0	0	0	0	0	0	50	15	8	2.4	0	0	25	30
2200	299	2	269	1	26	1	0	0	0	0	0	0	0	41	13.7	11	3.7	0	0	24	29.5
2300	269	2	227	1	38	0	0	1	0	0	0	0	0	34	12.6	5	1.9	1	0.4	23.8	29.1
07-19	**10633**	**139**	**9784**	**65**	**539**	**35**	**42**	**9**	**8**	**2**	**4**	**2**	**4**	**765**	**7.2**	**88**	**0.8**	**8**	**0.1**	**22.7**	**28**
06-22	**12181**	**147**	**11194**	**71**	**656**	**39**	**43**	**9**	**10**	**2**	**4**	**2**	**4**	**935**	**7.7**	**110**	**0.9**	**8**	**0.1**	**22.8**	**28**
06-00	**12749**	**151**	**11690**	**73**	**720**	**40**	**43**	**10**	**10**	**2**	**4**	**2**	**4**	**1010**	**7.9**	**126**	**1**	**9**	**0.1**	**22.9**	**28.2**
00-00	**13385**	**155**	**12216**	**73**	**819**	**44**	**45**	**10**	**10**	**3**	**4**	**2**	**4**	**1141**	**8.5**	**153**	**1.1**	**10**	**0.1**	**23**	**28.2**

Site 2
Location A199 - approx 50 metres east of B6415
Direction East West

Sunday, 28 February 2016

6022 / Musselburgh
February 2016
Automatic Traffic Count

Time	Total	Classification												>PSL	>PSL%	>SL1	>SL1%	>SL2	>SL2%	Mean	Vpp
		1	2	3	4	5	6	7	8	9	10	11	12	30	30	35	35	45	45		85
		MCL	SV	SVT	TB2	TB3	T4	ART3	ART4	ART5	ART6	BD	DRT			ACPO	ACPO	DfT	DfT		
0000	249	1	211	1	34	1	1	0	0	0	0	0	0	34	13.7	6	2.4	0	0	24.9	29.5
0100	159	1	139	0	19	0	0	0	0	0	0	0	0	37	23.3	6	3.8	0	0	26.1	31.3
0200	147	0	124	0	23	0	0	0	0	0	0	0	0	43	29.3	10	6.8	1	0.7	27.2	32.7
0300	101	1	82	0	17	1	0	0	0	0	0	0	0	46	45.5	16	15.8	1	1	29.5	34.9
0400	92	0	77	0	13	1	0	0	0	1	0	0	0	38	41.3	12	13	0	0	29.5	34.4
0500	80	1	69	0	10	0	0	0	0	0	0	0	0	40	50	12	15	1	1.3	30	34.4
0600	84	0	72	0	12	0	0	0	0	0	0	0	0	41	48.8	16	19	1	1.2	29.8	35.6
0700	155	3	139	0	12	1	0	0	0	0	0	0	0	72	46.5	13	8.4	1	0.6	29	33.6
0800	243	6	210	0	25	1	0	0	1	0	0	0	0	55	22.6	9	3.7	0	0	26.2	31.8
0900	462	6	422	0	29	1	2	0	0	1	1	0	0	103	22.3	15	3.2	0	0	25.4	30.9
1000	786	15	729	3	34	1	3	0	1	0	0	0	0	79	10.1	10	1.3	0	0	23.3	29.1
1100	**928**	**25**	**865**	**10**	**21**	**2**	**4**	**0**	**0**	**0**	**1**	**0**	**0**	**109**	**11.7**	**6**	**0.6**	**0**	**0**	**23.5**	**29.1**
1200	**1186**	**20**	**1122**	**8**	**26**	**2**	**5**	**0**	**3**	**0**	**0**	**0**	**0**	**119**	**10**	**13**	**1.1**	**0**	**0**	**23.3**	**28.6**
1300	1178	28	1103	6	23	4	8	0	2	1	2	0	1	87	7.4	10	0.8	0	0	23	28
1400	1162	20	1092	13	24	5	8	0	0	0	0	0	0	76	6.5	9	0.8	3	0.3	22.6	27.7
1500	1184	17	1108	11	30	8	9	1	0	0	0	0	0	81	6.8	7	0.6	1	0.1	23	27.7
1600	1103	14	1043	4	24	3	9	0	1	0	2	2	1	97	8.8	12	1.1	2	0.2	23.8	29.1
1700	951	7	910	4	29	0	1	0	0	0	0	0	0	96	10.1	10	1.1	0	0	24.1	28.9
1800	722	8	676	5	30	1	2	0	0	0	0	0	0	95	13.2	10	1.4	0	0	24.7	29.5
1900	531	1	502	1	25	2	0	0	0	0	0	0	0	80	15.1	13	2.4	0	0	25.4	29.8
2000	397	1	362	2	30	0	2	0	0	0	0	0	0	66	16.6	14	3.5	0	0	26.1	30.2
2100	325	1	293	0	31	0	0	0	0	0	0	0	0	77	23.7	13	4	0	0	26.2	31.1
2200	201	2	178	0	21	0	0	0	0	0	0	0	0	57	28.4	10	5	0	0	27	32
2300	138	0	119	0	18	0	0	0	1	0	0	0	0	45	32.6	10	7.2	0	0	27.3	32.7
07-19	**10060**	**169**	**9419**	**64**	**307**	**29**	**51**	**1**	**8**	**2**	**6**	**2**	**2**	**1069**	**10.6**	**124**	**1.2**	**7**	**0.1**	**23.7**	**28.9**
06-22	**11397**	**172**	**10648**	**67**	**405**	**31**	**53**	**1**	**8**	**2**	**6**	**2**	**2**	**1333**	**11.7**	**180**	**1.6**	**8**	**0.1**	**23.9**	**29.1**
06-00	**11736**	**174**	**10945**	**67**	**444**	**31**	**53**	**1**	**9**	**2**	**6**	**2**	**2**	**1435**	**12.2**	**200**	**1.7**	**8**	**0.1**	**24**	**29.3**
00-00	**12564**	**178**	**11647**	**68**	**560**	**34**	**54**	**1**	**9**	**3**	**6**	**2**	**2**	**1673**	**13.3**	**262**	**2.1**	**11**	**0.1**	**24.2**	**29.5**

Site 2
Location A199 - approx 50 metres east of B6415
Direction East West

Monday, 29 February 2016

6022 / Musselburgh
February 2016
Automatic Traffic Count

Time	Total	Classification												>PSL	>PSL%	>SL1	>SL1%	>SL2	>SL2%	Mean	Vpp
		1	2	3	4	5	6	7	8	9	10	11	12	30	30	35	35	45	45		85
		MCL	SV	SVT	TB2	TB3	T4	ART3	ART4	ART5	ART6	BD	DRT			ACPO	ACPO	DfT	DfT		
0000	76	0	61	0	15	0	0	0	0	0	0	0	0	30	39.5	5	6.6	0	0	28.8	32.4
0100	40	0	33	0	7	0	0	0	0	0	0	0	0	19	47.5	4	10	0	0	29.7	34.2
0200	25	0	20	0	5	0	0	0	0	0	0	0	0	9	36	2	8	0	0	28.6	33.8
0300	32	0	24	0	8	0	0	0	0	0	0	0	0	16	50	4	12.5	1	3.1	30.4	33.8
0400	43	1	26	0	15	1	0	0	0	0	0	0	0	17	39.5	9	20.9	1	2.3	29.8	36.2
0500	132	6	104	0	22	0	0	0	0	0	0	0	0	67	50.8	19	14.4	1	0.8	29.4	34.4
0600	351	18	283	0	46	3	0	0	0	0	1	0	0	136	38.7	37	10.5	2	0.6	26.9	33.6
0700	1002	30	862	3	93	4	3	0	5	0	1	1	0	183	18.3	21	2.1	0	0	23.9	30.4
0800	**1061**	**22**	**942**	**6**	**77**	**5**	**5**	**0**	**2**	**1**	**0**	**0**	**1**	**136**	**12.8**	**14**	**1.3**	**1**	**0.1**	**23.1**	**29.3**
0900	832	6	726	3	85	4	5	1	1	0	1	0	0	90	10.8	7	0.8	0	0	23.9	28.9
1000	824	4	713	6	88	4	5	2	1	1	0	0	0	62	7.5	4	0.5	0	0	23.2	28.4
1100	918	5	812	4	84	4	5	2	1	1	0	0	0	43	4.7	1	0.1	0	0	22.3	27.3
1200	882	9	782	4	66	9	5	2	2	1	2	0	0	59	6.7	2	0.2	0	0	22.6	27.7
1300	932	6	826	6	84	5	2	0	1	1	1	0	0	61	6.5	7	0.8	0	0	22.6	28
1400	934	6	839	3	76	5	3	1	1	0	0	0	0	103	11	4	0.4	1	0.1	23.9	28.9
1500	968	8	877	5	68	1	6	0	1	0	2	0	0	88	9.1	11	1.1	1	0.1	23.8	28.6
1600	**1143**	**6**	**1065**	**4**	**55**	**6**	**4**	**0**	**1**	**0**	**1**	**0**	**1**	**101**	**8.8**	**17**	**1.5**	**0**	**0**	**23.6**	**28.6**
1700	1135	22	1037	13	54	2	5	1	1	0	0	0	0	104	9.2	6	0.5	0	0	24.2	28.9
1800	900	6	821	4	59	4	3	1	1	1	0	0	0	71	7.9	6	0.7	0	0	23.7	28.2
1900	679	3	624	0	47	1	0	1	1	2	0	0	0	59	8.7	11	1.6	3	0.4	23.7	28.4
2000	488	4	459	0	25	0	0	0	0	0	0	0	0	84	17.2	14	2.9	0	0	25.6	30
2100	363	2	329	3	29	0	0	0	0	0	0	0	0	87	24	17	4.7	2	0.6	26.4	31.1
2200	196	0	175	0	21	0	0	0	0	0	0	0	0	66	33.7	17	8.7	2	1	28.2	32.7
2300	128	2	103	0	23	0	0	0	0	0	0	0	0	48	37.5	19	14.8	2	1.6	28.6	34.7
07-19	**11531**	**130**	**10302**	**61**	**889**	**53**	**51**	**10**	**18**	**6**	**8**	**1**	**2**	**1101**	**9.5**	**100**	**0.9**	**3**	**0**	**23.4**	**28.6**
06-22	**13412**	**157**	**11997**	**64**	**1036**	**57**	**51**	**11**	**19**	**8**	**9**	**1**	**2**	**1467**	**10.9**	**179**	**1.3**	**10**	**0.1**	**23.7**	**28.9**
06-00	**13736**	**159**	**12275**	**64**	**1080**	**57**	**51**	**11**	**19**	**8**	**9**	**1**	**2**	**1581**	**11.5**	**215**	**1.6**	**14**	**0.1**	**23.8**	**29.1**
00-00	**14084**	**166**	**12543**	**64**	**1152**	**58**	**51**	**11**	**19**	**8**	**9**	**1**	**2**	**1739**	**12.3**	**258**	**1.8**	**17**	**0.1**	**23.9**	**29.3**

Site 2
Location A199 - approx 50 metres east of B6415
Direction East West

6022 / Musselburgh
February 2016
Automatic Traffic Count

Virtual Day (7)

Time	Total	Classification												>PSL	>PSL%	>SL1	>SL1%	>SL2	>SL2%	Mean	Vpp
		1	2	3	4	5	6	7	8	9	10	11	12	30	30	35	35	45	45		85
		MCL	SV	SVT	TB2	TB3	T4	ART3	ART4	ART5	ART6	BD	DRT			ACPO	ACPO	DfT	DfT		
0000	128	1	109	0	17	0	0	0	0	0	0	0	0	25	19.5	5	3.7	0	0	25.6	30.6
0100	68	0	58	0	9	0	0	0	0	0	0	0	0	19	27.4	5	7.2	0	0.2	26.9	32.4
0200	51	0	44	0	8	0	0	0	0	0	0	0	0	15	29.2	4	6.9	0	0.3	27	32.7
0300	52	0	41	0	10	0	0	0	0	0	0	0	0	19	36.2	6	11.8	0	0.5	28.1	33.8
0400	57	0	45	0	12	0	0	0	0	0	0	0	0	20	35.4	8	14	1	1.5	28	34.4
0500	126	6	96	0	23	1	0	0	0	0	0	0	0	37	29.5	11	8.5	1	0.7	25.9	32.7
0600	312	10	257	1	40	2	1	0	0	0	1	0	0	81	26.1	19	6.1	1	0.2	25.1	32
0700	818	21	711	4	70	4	2	1	3	0	1	0	0	104	12.7	13	1.6	0	0.1	22.5	29.3
0800	908	19	813	5	58	4	4	0	2	1	1	0	0	80	8.8	9	1	1	0.1	22	28.2
0900	838	8	747	4	69	2	3	0	1	1	1	0	0	75	8.9	8	1	0	0	22.7	28.4
1000	882	7	791	5	69	4	4	1	1	1	0	0	0	60	6.8	5	0.6	0	0	22.4	28
1100	**955**	**10**	**861**	**7**	**63**	**4**	**5**	**2**	**1**	**1**	**1**	**0**	**0**	**58**	**6.1**	**5**	**0.6**	**1**	**0.1**	**22**	**27.5**
1200	1033	12	945	5	56	5	5	1	1	1	1	0	0	60	5.8	6	0.6	1	0.1	22.2	27.5
1300	1064	12	977	7	55	3	5	1	1	0	1	0	0	56	5.3	5	0.5	0	0	21.9	27.3
1400	1085	12	990	6	65	5	4	1	1	0	1	0	0	66	6.1	5	0.5	2	0.2	22.5	27.5
1500	1075	10	988	7	57	4	5	0	1	0	1	0	0	73	6.8	7	0.6	0	0	22.8	27.7
1600	**1162**	**9**	**1079**	**8**	**55**	**3**	**4**	**0**	**1**	**0**	**2**	**0**	**0**	**79**	**6.8**	**10**	**0.9**	**0**	**0**	**22.9**	**28**
1700	1140	13	1062	9	48	2	4	1	1	0	1	0	0	74	6.5	6	0.5	0	0	23	27.7
1800	962	8	892	5	49	3	2	0	1	0	1	0	0	55	5.7	5	0.6	0	0	22.7	27.5
1900	712	2	664	3	39	1	1	1	1	0	0	0	0	53	7.5	6	0.9	1	0.1	23.3	28.2
2000	503	3	466	2	30	0	2	0	0	0	0	0	0	56	11.1	7	1.4	0	0.1	24.3	29.1
2100	425	3	391	1	28	0	0	0	0	0	0	0	0	61	14.2	10	2.4	1	0.1	24.8	29.8
2200	289	2	264	0	22	0	0	0	0	0	0	0	0	43	14.9	8	2.8	0	0.1	25	30
2300	178	1	151	1	24	1	0	0	0	0	0	0	0	36	20	7	4.2	1	0.5	25.3	30.9
07-19	**11921**	**141**	**10856**	**73**	**714**	**43**	**49**	**8**	**16**	**5**	**13**	**1**	**3**	**841**	**7.1**	**86**	**0.7**	**6**	**0.1**	**22.5**	**27.7**
06-22	**13873**	**160**	**12634**	**79**	**851**	**47**	**52**	**8**	**18**	**6**	**14**	**1**	**3**	**1092**	**7.9**	**128**	**0.9**	**8**	**0.1**	**22.7**	**28.2**
06-00	**14340**	**163**	**13050**	**81**	**897**	**48**	**52**	**8**	**18**	**6**	**14**	**1**	**3**	**1171**	**8.2**	**143**	**1**	**10**	**0.1**	**22.8**	**28.2**
00-00	**14823**	**171**	**13442**	**81**	**976**	**50**	**53**	**8**	**18**	**6**	**14**	**1**	**3**	**1306**	**8.8**	**181**	**1.2**	**12**	**0.1**	**22.9**	**28.4**

Site 2
Location A199 - approx 50 metres east of B6415
Direction East West

6022 / Musselburgh
February 2016
Automatic Traffic Count

Virtual Week (1)

Time	Total	Classification												>PSL	>PSL%	>SL1	>SL1%	>SL2	>SL2%	Mean	Vpp
		1 MCL	2 SV	3 SVT	4 TB2	5 TB3	6 T4	7 ART3	8 ART4	9 ART5	10 ART6	11 BD	12 DRT	30	30	35 ACPO	35 ACPO	45 DfT	45 DfT		85
Mon	14084	166	12543	64	1152	58	51	11	19	8	9	1	2	1739	12.3	258	1.8	17	0.1	23.9	29.3
Tue	16614	195	15020	107	1093	75	57	9	28	7	19	0	4	1007	6.1	123	0.7	8	0	22	27.3
Wed	15880	186	14353	81	1100	38	53	6	27	4	28	2	2	1108	7	162	1	21	0.1	22.4	27.7
Thu	15663	159	14216	84	1024	52	64	12	19	10	18	2	3	1133	7.2	151	1	6	0	22.4	27.7
Fri	15574	155	14100	90	1081	51	47	10	14	10	14	1	1	1338	8.6	161	1	10	0.1	23	28.4
| Sat	13385	155	12216	73	819	44	45	10	10	3	4	2	4	1141	8.5	153	1.1	10	0.1	23	28.2
| Sun	12564	178	11647	68	560	34	54	1	9	3	6	2	2	1673	13.3	262	2.1	11	0.1	24.2	29.5
5 Day Ave.	**15563**	**172**	**14046**	**85**	**1090**	**55**	**54**	**10**	**21**	**8**	**18**	**1**	**2**	**1265**	**8.1**	**171**	**1.1**	**12**	**0.1**	**22.7**	**28.1**
7 Day Ave.	**14823**	**171**	**13442**	**81**	**976**	**50**	**53**	**8**	**18**	**6**	**14**	**1**	**3**	**1306**	**8.8**	**181**	**1.2**	**12**	**0.1**	**22.9**	**28.4**
--	**103764**	**1194**	**94095**	**567**	**6829**	**352**	**371**	**59**	**126**	**45**	**98**	**10**	**18**	**9139**	**8.8**	**1270**	**1.2**	**83**	**0.1**	**22.9**	**28.4**

Summary Graphs

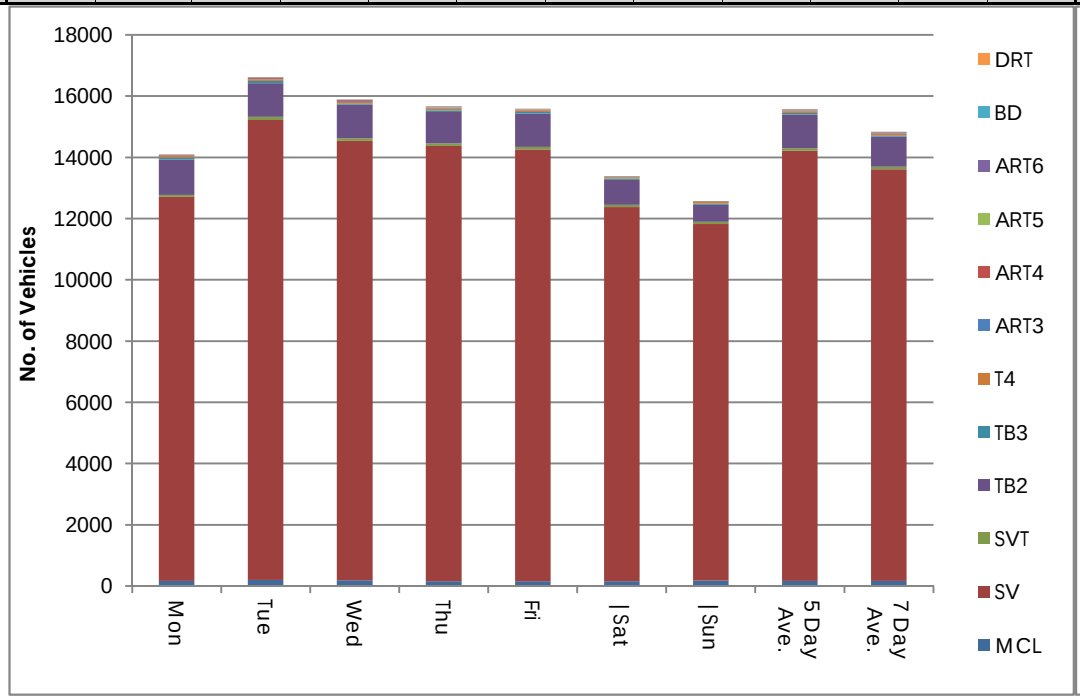

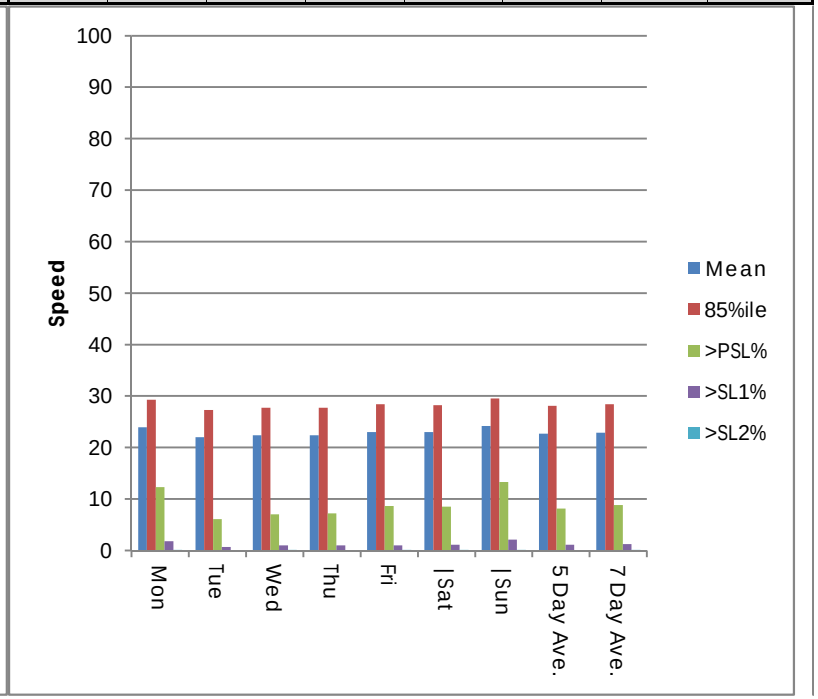

Nationwide Data Collection
for
Sam Shortt Consulting

Site 2
Location A199 - approx 50 metres east of B6415
Direction East West

Tuesday, 23 February 2016

6022 / Musselburgh
February 2016
Automatic Traffic Count

Time	Total	Speed Bins (mph)																											
		0 - 5	5 - 10	10 - 15	15 - 20	20 - 25	25 - 30	30 - 35	35 - 40	40 - 45	45 - 50	50 - 55	55 - 60	60 - 65	65 - 70	70 - 75	75 - 80	80 - 85	85 - 90	90 - 95	95 - 100	100 - 105	105 - 110	110 - 115	115 - 120	120 - 125	125 - 130	130 - 135	135 - 140
0000	77	0	0	2	3	10	39	21	2	0	0	0	0	0	0	0	0	0	0	0	0	0	0	0	0	0	0	0	0
0100	29	0	0	0	0	4	10	10	3	2	0	0	0	0	0	0	0	0	0	0	0	0	0	0	0	0	0	0	0
0200	32	0	0	0	0	3	14	10	5	0	0	0	0	0	0	0	0	0	0	0	0	0	0	0	0	0	0	0	0
0300	30	0	0	0	1	3	11	8	3	4	0	0	0	0	0	0	0	0	0	0	0	0	0	0	0	0	0	0	0
0400	47	0	0	0	0	4	17	21	5	0	0	0	0	0	0	0	0	0	0	0	0	0	0	0	0	0	0	0	0
0500	151	0	0	5	21	27	51	34	11	2	0	0	0	0	0	0	0	0	0	0	0	0	0	0	0	0	0	0	0
0600	393	0	3	34	96	65	121	56	16	2	0	0	0	0	0	0	0	0	0	0	0	0	0	0	0	0	0	0	0
0700	1158	5	40	176	301	289	262	83	2	0	0	0	0	0	0	0	0	0	0	0	0	0	0	0	0	0	0	0	0
0800	**1214**	**3**	**26**	**210**	**338**	**328**	**254**	**52**	**3**	**0**	**0**	**0**	**0**	**0**	**0**	**0**	**0**	**0**	**0**	**0**	**0**	**0**	**0**	**0**	**0**	**0**	**0**	**0**	**0**
0900	1018	3	8	81	227	357	266	70	6	0	0	0	0	0	0	0	0	0	0	0	0	0	0	0	0	0	0	0	0
1000	940	1	18	105	223	316	222	50	4	1	0	0	0	0	0	0	0	0	0	0	0	0	0	0	0	0	0	0	0
1100	978	1	19	110	261	362	191	30	4	0	0	0	0	0	0	0	0	0	0	0	0	0	0	0	0	0	0	0	0
1200	1099	7	24	140	290	367	220	46	5	0	0	0	0	0	0	0	0	0	0	0	0	0	0	0	0	0	0	0	0
1300	1128	1	16	126	220	411	298	52	3	0	0	0	0	1	0	0	0	0	0	0	0	0	0	0	0	0	0	0	0
1400	1148	4	24	117	254	456	253	35	2	0	2	0	0	0	0	0	0	0	0	0	0	0	0	0	1	0	0	0
1500	1134	0	20	111	274	403	278	48	0	0	0	0	0	0	0	0	0	0	0	0	0	0	0	0	0	0	0	0	0
1600	1279	1	17	137	308	491	277	44	2	2	0	0	0	0	0	0	0	0	0	0	0	0	0	0	0	0	0	0	0
1700	**1345**	**0**	**28**	**97**	**288**	**589**	**293**	**45**	**5**	**0**	**0**	**0**	**0**	**0**	**0**	**0**	**0**	**0**	**0**	**0**	**0**	**0**	**0**	**0**	**0**	**0**	**0**	**0**	**0**
1800	1162	3	15	123	233	524	240	19	5	0	0	0	0	0	0	0	0	0	0	0	0	0	0	0	0	0	0	0	0
1900	793	1	9	38	141	311	256	36	0	1	0	0	0	0	0	0	0	0	0	0	0	0	0	0	0	0	0	0	0
2000	570	0	8	27	108	193	190	38	4	0	2	0	0	0	0	0	0	0	0	0	0	0	0	0	0	0	0	0	0
2100	480	0	4	25	61	173	172	38	6	0	1	0	0	0	0	0	0	0	0	0	0	0	0	0	0	0	0	0	0
2200	271	0	1	9	42	85	104	27	1	2	0	0	0	0	0	0	0	0	0	0	0	0	0	0	0	0	0	0	0
2300	138	0	0	5	25	45	49	11	2	0	1	0	0	0	0	0	0	0	0	0	0	0	0	0	0	0	0	0	0
07-19	**13603**	**29**	**255**	**1533**	**3217**	**4893**	**3054**	**574**	**41**	**3**	**2**	**0**	**0**	**1**	**0**	**0**	**0**	**0**	**0**	**0**	**0**	**0**	**0**	**0**	**0**	**1**	**0**	**0**	**0**
06-22	**15839**	**30**	**279**	**1657**	**3623**	**5635**	**3793**	**742**	**67**	**6**	**5**	**0**	**0**	**1**	**0**	**0**	**0**	**0**	**0**	**0**	**0**	**0**	**0**	**0**	**0**	**1**	**0**	**0**	**0**
06-00	**16248**	**30**	**280**	**1671**	**3690**	**5765**	**3946**	**780**	**70**	**8**	**6**	**0**	**0**	**1**	**0**	**0**	**0**	**0**	**0**	**0**	**0**	**0**	**0**	**0**	**0**	**1**	**0**	**0**	**0**
00-00	**16614**	**30**	**280**	**1678**	**3715**	**5816**	**4088**	**884**	**99**	**16**	**6**	**0**	**0**	**1**	**0**	**0**	**0**	**0**	**0**	**0**	**0**	**0**	**0**	**0**	**0**	**1**	**0**	**0**	**0**

Site 2
Location A199 - approx 50 metres east of B6415
Direction East West

Wednesday, 24 February 2016

6022 / Musselburgh
February 2016
Automatic Traffic Count

Time	Total	Speed Bins (mph)																											
		0 - 5	5 - 10	10 - 15	15 - 20	20 - 25	25 - 30	30 - 35	35 - 40	40 - 45	45 - 50	50 - 55	55 - 60	60 - 65	65 - 70	70 - 75	75 - 80	80 - 85	85 - 90	90 - 95	95 - 100	100 - 105	105 - 110	110 - 115	115 - 120	120 - 125	125 - 130	130 - 135	135 - 140
0000	88	0	0	4	13	22	36	8	3	2	0	0	0	0	0	0	0	0	0	0	0	0	0	0	0	0	0	0	0
0100	29	0	0	0	2	6	13	4	2	1	1	0	0	0	0	0	0	0	0	0	0	0	0	0	0	0	0	0	0
0200	25	0	0	1	4	11	7	1	0	1	0	0	0	0	0	0	0	0	0	0	0	0	0	0	0	0	0	0	0
0300	45	0	0	2	7	12	19	4	1	0	0	0	0	0	0	0	0	0	0	0	0	0	0	0	0	0	0	0	0
0400	71	0	1	3	8	16	17	8	10	3	3	2	0	0	0	0	0	0	0	0	0	0	0	0	0	0	0	0	0
0500	149	0	1	12	35	39	33	19	7	2	1	0	0	0	0	0	0	0	0	0	0	0	0	0	0	0	0	0	0
0600	413	0	2	31	56	82	145	80	16	1	0	0	0	0	0	0	0	0	0	0	0	0	0	0	0	0	0	0	0
0700	1110	2	16	163	249	303	288	79	10	0	0	0	0	0	0	0	0	0	0	0	0	0	0	0	0	0	0	0	0
0800	**1189**	**4**	**30**	**158**	**312**	**285**	**311**	**81**	**8**	**0**	**0**	**0**	**0**	**0**	**0**	**0**	**0**	**0**	**0**	**0**	**0**	**0**	**0**	**0**	**0**	**0**	**0**	**0**	**0**
0900	896	2	18	117	218	305	187	42	5	2	0	0	0	0	0	0	0	0	0	0	0	0	0	0	0	0	0	0	0
1000	885	1	13	84	182	316	245	41	2	0	0	0	1	0	0	0	0	0	0	0	0	0	0	0	0	0	0	0	0
1100	941	1	11	90	190	348	257	36	2	1	0	2	0	0	0	0	2	0	0	0	0	0	0	1	0	0	0	0	0
1200	941	0	14	65	211	364	241	39	7	0	0	0	0	0	0	0	0	0	0	0	0	0	0	0	0	0	0	0	0
1300	959	0	14	99	254	370	187	31	4	0	0	0	0	0	0	0	0	0	0	0	0	0	0	0	0	0	0	0	0
1400	1050	2	9	81	211	420	267	50	3	0	1	0	0	4	0	0	0	0	0	0	0	2	0	0	0	0	0	0	0
1500	1041	0	5	84	225	389	265	67	6	0	0	0	0	0	0	0	0	0	0	0	0	0	0	0	0	0	0	0	0
1600	1201	3	11	99	219	524	290	52	2	1	0	0	0	0	0	0	0	0	0	0	0	0	0	0	0	0	0	0	0
1700	**1211**	**2**	**11**	**124**	**258**	**453**	**305**	**57**	**1**	**0**	**0**	**0**	**0**	**0**	**0**	**0**	**0**	**0**	**0**	**0**	**0**	**0**	**0**	**0**	**0**	**0**	**0**	**0**	**0**
1800	1095	1	17	101	316	407	213	37	2	1	0	0	0	0	0	0	0	0	0	0	0	0	0	0	0	0	0	0	0
1900	845	1	16	70	132	321	258	45	2	0	0	0	0	0	0	0	0	0	0	0	0	0	0	0	0	0	0	0	0
2000	581	0	6	27	99	194	201	45	6	3	0	0	0	0	0	0	0	0	0	0	0	0	0	0	0	0	0	0	0
2100	558	4	5	24	76	187	201	56	4	1	0	0	0	0	0	0	0	0	0	0	0	0	0	0	0	0	0	0	0
2200	398	0	2	10	51	129	155	40	8	2	0	1	0	0	0	0	0	0	0	0	0	0	0	0	0	0	0	0	0
2300	159	0	0	8	28	40	50	24	9	0	0	0	0	0	0	0	0	0	0	0	0	0	0	0	0	0	0	0	0
07-19	**12519**	**18**	**169**	**1265**	**2845**	**4484**	**3056**	**612**	**52**	**5**	**1**	**2**	**1**	**4**	**0**	**0**	**2**	**0**	**0**	**0**	**0**	**2**	**0**	**1**	**0**	**0**	**0**	**0**	**0**
06-22	**14916**	**23**	**198**	**1417**	**3208**	**5268**	**3861**	**838**	**80**	**10**	**1**	**2**	**1**	**4**	**0**	**0**	**2**	**0**	**0**	**0**	**0**	**2**	**0**	**1**	**0**	**0**	**0**	**0**	**0**
06-00	**15473**	**23**	**200**	**1435**	**3287**	**5437**	**4066**	**902**	**97**	**12**	**1**	**3**	**1**	**4**	**0**	**0**	**2**	**0**	**0**	**0**	**0**	**2**	**0**	**1**	**0**	**0**	**0**	**0**	**0**
00-00	**15880**	**23**	**202**	**1457**	**3356**	**5543**	**4191**	**946**	**120**	**21**	**6**	**5**	**1**	**4**	**0**	**0**	**2**	**0**	**0**	**0**	**0**	**2**	**0**	**1**	**0**	**0**	**0**	**0**	**0**

Site 2
Location A199 - approx 50 metres east of B6415
Direction East West

6022 / Musselburgh
February 2016
Automatic Traffic Count

Thursday, 25 February 2016

Time	Total	Speed Bins (mph)																											
		0 - 5	5 - 10	10 - 15	15 - 20	20 - 25	25 - 30	30 - 35	35 - 40	40 - 45	45 - 50	50 - 55	55 - 60	60 - 65	65 - 70	70 - 75	75 - 80	80 - 85	85 - 90	90 - 95	95 - 100	100 - 105	105 - 110	110 - 115	115 - 120	120 - 125	125 - 130	130 - 135	135 - 140
0000	104	0	1	6	17	24	36	14	6	0	0	0	0	0	0	0	0	0	0	0	0	0	0	0	0	0	0	0	0
0100	40	0	0	0	5	15	12	6	1	1	0	0	0	0	0	0	0	0	0	0	0	0	0	0	0	0	0	0	0
0200	37	0	0	1	2	9	16	5	4	0	0	0	0	0	0	0	0	0	0	0	0	0	0	0	0	0	0	0	0
0300	39	0	0	0	4	15	10	7	2	1	0	0	0	0	0	0	0	0	0	0	0	0	0	0	0	0	0	0	0
0400	46	0	0	2	9	14	14	3	4	0	0	0	0	0	0	0	0	0	0	0	0	0	0	0	0	0	0	0	0
0500	139	0	1	16	43	30	26	14	7	1	1	0	0	0	0	0	0	0	0	0	0	0	0	0	0	0	0	0	0
0600	404	1	5	48	95	87	88	66	10	4	0	0	0	0	0	0	0	0	0	0	0	0	0	0	0	0	0	0	0
0700	1022	2	25	170	246	314	187	65	9	3	1	0	0	0	0	0	0	0	0	0	0	0	0	0	0	0	0	0	0
0800	**1102**	**2**	**22**	**144**	**279**	**328**	**260**	**62**	**4**	**1**	**0**	**0**	**0**	**0**	**0**	**0**	**0**	**0**	**0**	**0**	**0**	**0**	**0**	**0**	**0**	**0**	**0**	**0**	**0**
0900	992	0	22	112	195	315	266	74	7	1	0	0	0	0	0	0	0	0	0	0	0	0	0	0	0	0	0	0	0
1000	913	0	17	97	210	339	206	42	2	0	0	0	0	0	0	0	0	0	0	0	0	0	0	0	0	0	0	0	0
1100	913	0	19	184	253	257	167	30	2	1	0	0	0	0	0	0	0	0	0	0	0	0	0	0	0	0	0	0	0
1200	956	1	21	98	185	380	230	39	1	0	0	0	0	0	0	0	1	0	0	0	0	0	0	0	0	0	0	0	0
1300	1018	1	21	123	242	353	234	40	4	0	0	0	0	0	0	0	0	0	0	0	0	0	0	0	0	0	0	0	0
1400	1052	2	12	106	202	396	293	39	1	1	0	0	0	0	0	0	0	0	0	0	0	0	0	0	0	0	0	0	0
1500	998	1	14	81	195	373	276	48	10	0	0	0	0	0	0	0	0	0	0	0	0	0	0	0	0	0	0	0	0
1600	1240	1	10	93	215	458	368	80	13	2	0	0	0	0	0	0	0	0	0	0	0	0	0	0	0	0	0	0	0
1700	**1246**	**2**	**11**	**110**	**252**	**466**	**335**	**64**	**6**	**0**	**0**	**0**	**0**	**0**	**0**	**0**	**0**	**0**	**0**	**0**	**0**	**0**	**0**	**0**	**0**	**0**	**0**	**0**	**0**
1800	1104	2	7	53	185	504	284	62	7	0	0	0	0	0	0	0	0	0	0	0	0	0	0	0	0	0	0	0	0
1900	789	0	4	53	153	263	253	54	6	2	1	0	0	0	0	0	0	0	0	0	0	0	0	0	0	0	0	0	0
2000	552	0	4	27	80	183	213	42	3	0	0	0	0	0	0	0	0	0	0	0	0	0	0	0	0	0	0	0	0
2100	474	0	1	12	64	146	185	53	11	2	0	0	0	0	0	0	0	0	0	0	0	0	0	0	0	0	0	0	0
2200	331	1	4	17	45	97	129	36	2	0	0	0	0	0	0	0	0	0	0	0	0	0	0	0	0	0	0	0	0
2300	152	0	0	4	15	31	60	37	2	1	1	1	0	0	0	0	0	0	0	0	0	0	0	0	0	0	0	0	0
07-19	**12556**	**14**	**201**	**1371**	**2659**	**4483**	**3106**	**645**	**66**	**9**	**1**	**0**	**0**	**0**	**0**	**0**	**1**	**0**	**0**	**0**	**0**	**0**	**0**	**0**	**0**	**0**	**0**	**0**	**0**
06-22	**14775**	**15**	**215**	**1511**	**3051**	**5162**	**3845**	**860**	**96**	**17**	**2**	**0**	**0**	**0**	**0**	**0**	**1**	**0**	**0**	**0**	**0**	**0**	**0**	**0**	**0**	**0**	**0**	**0**	**0**
06-00	**15258**	**16**	**219**	**1532**	**3111**	**5290**	**4034**	**933**	**100**	**18**	**3**	**1**	**0**	**0**	**0**	**0**	**1**	**0**	**0**	**0**	**0**	**0**	**0**	**0**	**0**	**0**	**0**	**0**	**0**
00-00	**15663**	**16**	**221**	**1557**	**3191**	**5397**	**4148**	**982**	**124**	**21**	**4**	**1**	**0**	**0**	**0**	**0**	**1**	**0**	**0**	**0**	**0**	**0**	**0**	**0**	**0**	**0**	**0**	**0**	**0**

Nationwide Data Collection
for
Sam Shortt Consulting

Site 2
Location A199 - approx 50 metres east of B6415
Direction East West

6022 / Musselburgh
February 2016
Automatic Traffic Count

Friday, 26 February 2016

Time	Total	Speed Bins (mph)																											
		0 - 5	5 - 10	10 - 15	15 - 20	20 - 25	25 - 30	30 - 35	35 - 40	40 - 45	45 - 50	50 - 55	55 - 60	60 - 65	65 - 70	70 - 75	75 - 80	80 - 85	85 - 90	90 - 95	95 - 100	100 - 105	105 - 110	110 - 115	115 - 120	120 - 125	125 - 130	130 - 135	135 - 140
0000	95	0	0	5	10	24	32	19	4	1	0	0	0	0	0	0	0	0	0	0	0	0	0	0	0	0	0	0	0
0100	49	0	0	0	1	6	22	11	7	2	0	0	0	0	0	0	0	0	0	0	0	0	0	0	0	0	0	0	0
0200	27	0	0	0	6	6	9	6	0	0	0	0	0	0	0	0	0	0	0	0	0	0	0	0	0	0	0	0	0
0300	29	0	0	0	4	3	11	8	3	0	0	0	0	0	0	0	0	0	0	0	0	0	0	0	0	0	0	0	0
0400	48	0	0	2	4	10	13	14	5	0	0	0	0	0	0	0	0	0	0	0	0	0	0	0	0	0	0	0	0
0500	145	0	0	8	28	29	43	29	6	1	1	0	0	0	0	0	0	0	0	0	0	0	0	0	0	0	0	0	0
0600	368	1	3	21	46	88	95	92	18	2	2	0	0	0	0	0	0	0	0	0	0	0	0	0	0	0	0	0	0
0700	989	0	10	74	188	219	318	156	22	2	0	0	0	0	0	0	0	0	0	0	0	0	0	0	0	0	0	0	0
0800	**1024**	**1**	**21**	**122**	**183**	**317**	**278**	**89**	**8**	**1**	**1**	**0**	**2**	**0**	**0**	**0**	**0**	**1**	**0**	**0**	**0**	**0**	**0**	**0**	**0**	**0**	**0**	**0**	**0**
0900	920	2	11	73	217	319	241	50	7	0	0	0	0	0	0	0	0	0	0	0	0	0	0	0	0	0	0	0	0
1000	899	2	12	72	178	326	242	64	2	0	1	0	0	0	0	0	0	0	0	0	0	0	0	0	0	0	0	0	0
1100	964	1	14	105	180	327	265	63	7	2	0	0	0	0	0	0	0	0	0	0	0	0	0	0	0	0	0	0	0
1200	1009	0	13	103	222	349	278	39	5	0	0	0	0	0	0	0	0	0	0	0	0	0	0	0	0	0	0	0	0
1300	1092	2	25	170	294	329	227	43	2	0	0	0	0	0	0	0	0	0	0	0	0	0	0	0	0	0	0	0	0
1400	1119	0	22	88	220	414	307	65	3	0	0	0	0	0	0	0	0	0	0	0	0	0	0	0	0	0	0	0	0
1500	1179	1	11	53	224	415	385	84	6	0	0	0	0	0	0	0	0	0	0	0	0	0	0	0	0	0	0	0	0
1600	**1202**	**2**	**18**	**79**	**196**	**428**	**392**	**75**	**11**	**0**	**1**	**0**	**0**	**0**	**0**	**0**	**0**	**0**	**0**	**0**	**0**	**0**	**0**	**0**	**0**	**0**	**0**	**0**	**0**
1700	1183	1	2	73	197	446	397	63	3	1	0	0	0	0	0	0	0	0	0	0	0	0	0	0	0	0	0	0	0
1800	965	6	8	60	172	387	287	41	3	1	0	0	0	0	0	0	0	0	0	0	0	0	0	0	0	0	0	0	0
1900	725	2	8	49	147	269	212	34	3	1	0	0	0	0	0	0	0	0	0	0	0	0	0	0	0	0	0	0	0
2000	510	0	2	32	82	160	180	53	1	0	0	0	0	0	0	0	0	0	0	0	0	0	0	0	0	0	0	0	0
2100	442	0	0	25	81	139	159	29	5	3	1	0	0	0	0	0	0	0	0	0	0	0	0	0	0	0	0	0	0
2200	327	0	0	10	49	101	148	17	2	0	0	0	0	0	0	0	0	0	0	0	0	0	0	0	0	0	0	0	0
2300	264	0	0	15	38	80	97	33	1	0	0	0	0	0	0	0	0	0	0	0	0	0	0	0	0	0	0	0	0
07-19	**12545**	**18**	**167**	**1072**	**2471**	**4276**	**3617**	**832**	**79**	**7**	**3**	**0**	**2**	**0**	**0**	**0**	**0**	**1**	**0**	**0**	**0**	**0**	**0**	**0**	**0**	**0**	**0**	**0**	**0**
06-22	**14590**	**21**	**180**	**1199**	**2827**	**4932**	**4263**	**1040**	**106**	**13**	**6**	**0**	**2**	**0**	**0**	**0**	**0**	**1**	**0**	**0**	**0**	**0**	**0**	**0**	**0**	**0**	**0**	**0**	**0**
06-00	**15181**	**21**	**180**	**1224**	**2914**	**5113**	**4508**	**1090**	**109**	**13**	**6**	**0**	**2**	**0**	**0**	**0**	**0**	**1**	**0**	**0**	**0**	**0**	**0**	**0**	**0**	**0**	**0**	**0**	**0**
00-00	**15574**	**21**	**180**	**1239**	**2967**	**5191**	**4638**	**1177**	**134**	**17**	**7**	**0**	**2**	**0**	**0**	**0**	**0**	**1**	**0**	**0**	**0**	**0**	**0**	**0**	**0**	**0**	**0**	**0**	**0**

Nationwide Data Collection
for
Sam Shortt Consulting

Site 2
Location A199 - approx 50 metres east of B6415
Direction East West

6022 / Musselburgh
February 2016
Automatic Traffic Count

Saturday, 27 February 2016

Time	Total	Speed Bins (mph)																											
		0 - 5	5 - 10	10 - 15	15 - 20	20 - 25	25 - 30	30 - 35	35 - 40	40 - 45	45 - 50	50 - 55	55 - 60	60 - 65	65 - 70	70 - 75	75 - 80	80 - 85	85 - 90	90 - 95	95 - 100	100 - 105	105 - 110	110 - 115	115 - 120	120 - 125	125 - 130	130 - 135	135 - 140
0000	210	0	1	4	23	72	79	27	4	0	0	0	0	0	0	0	0	0	0	0	0	0	0	0	0	0	0	0	0
0100	128	0	0	3	12	52	38	19	3	1	0	0	0	0	0	0	0	0	0	0	0	0	0	0	0	0	0	0	0
0200	67	0	1	1	7	23	14	18	2	1	0	0	0	0	0	0	0	0	0	0	0	0	0	0	0	0	0	0	0
0300	89	0	0	2	10	21	27	20	9	0	0	0	0	0	0	0	0	0	0	0	0	0	0	0	0	0	0	0	0
0400	54	0	0	2	8	25	10	6	1	2	0	0	0	0	0	0	0	0	0	0	0	0	0	0	0	0	0	0	0
0500	88	0	0	1	25	25	19	14	3	0	1	0	0	0	0	0	0	0	0	0	0	0	0	0	0	0	0	0	0
0600	170	0	1	18	37	43	44	17	9	1	0	0	0	0	0	0	0	0	0	0	0	0	0	0	0	0	0	0	0
0700	288	1	3	21	74	75	72	34	6	1	1	0	0	0	0	0	0	0	0	0	0	0	0	0	0	0	0	0	0
0800	523	0	5	51	122	151	137	47	10	0	0	0	0	0	0	0	0	0	0	0	0	0	0	0	0	0	0	0	0
0900	744	1	9	66	164	233	204	61	5	1	0	0	0	0	0	0	0	0	0	0	0	0	0	0	0	0	0	0	0
1000	928	1	7	78	208	324	244	56	9	0	1	0	0	0	0	0	0	0	0	0	0	0	0	0	0	0	0	0	0
1100	**1041**	**1**	**13**	**128**	**217**	**348**	**261**	**67**	**4**	**0**	**0**	**0**	**0**	**0**	**0**	**0**	**0**	**0**	**0**	**0**	**0**	**0**	**0**	**0**	**2**	**0**	**0**	**0**	**0**
1200	**1161**	**1**	**17**	**105**	**259**	**422**	**294**	**54**	**5**	**1**	**0**	**0**	**0**	**0**	**0**	**0**	**0**	**0**	**0**	**0**	**3**	**0**	**0**	**0**	**0**	**0**	**0**	**0**	**0**
1300	1138	0	20	126	186	378	363	58	7	0	0	0	0	0	0	0	0	0	0	0	0	0	0	0	0	0	0	0	0
1400	1127	2	9	104	216	406	316	69	5	0	0	0	0	0	0	0	0	0	0	0	0	0	0	0	0	0	0	0	0
1500	1018	2	17	78	163	352	334	64	7	0	0	0	1	0	0	0	0	0	0	0	0	0	0	0	0	0	0	0	0
1600	968	0	16	81	131	359	311	61	6	3	0	0	0	0	0	0	0	0	0	0	0	0	0	0	0	0	0	0	0
1700	912	0	10	53	151	313	310	68	6	1	0	0	0	0	0	0	0	0	0	0	0	0	0	0	0	0	0	0	0
1800	785	0	11	61	148	310	214	38	2	1	0	0	0	0	0	0	0	0	0	0	0	0	0	0	0	0	0	0	0
1900	624	3	5	48	104	225	190	46	3	0	0	0	0	0	0	0	0	0	0	0	0	0	0	0	0	0	0	0	0
2000	420	0	1	16	68	147	144	43	1	0	0	0	0	0	0	0	0	0	0	0	0	0	0	0	0	0	0	0	0
2100	334	0	3	9	42	103	127	42	7	1	0	0	0	0	0	0	0	0	0	0	0	0	0	0	0	0	0	0	0
2200	299	0	1	18	54	96	89	30	11	0	0	0	0	0	0	0	0	0	0	0	0	0	0	0	0	0	0	0	0
2300	269	0	3	8	63	76	85	29	1	3	1	0	0	0	0	0	0	0	0	0	0	0	0	0	0	0	0	0	0
07-19	**10633**	**9**	**137**	**952**	**2039**	**3671**	**3060**	**677**	**72**	**8**	**2**	**0**	**1**	**0**	**0**	**0**	**0**	**0**	**0**	**0**	**3**	**0**	**0**	**0**	**2**	**0**	**0**	**0**	**0**
06-22	**12181**	**12**	**147**	**1043**	**2290**	**4189**	**3565**	**825**	**92**	**10**	**2**	**0**	**1**	**0**	**0**	**0**	**0**	**0**	**0**	**0**	**3**	**0**	**0**	**0**	**2**	**0**	**0**	**0**	**0**
06-00	**12749**	**12**	**151**	**1069**	**2407**	**4361**	**3739**	**884**	**104**	**13**	**3**	**0**	**1**	**0**	**0**	**0**	**0**	**0**	**0**	**0**	**3**	**0**	**0**	**0**	**2**	**0**	**0**	**0**	**0**
00-00	**13385**	**12**	**153**	**1082**	**2492**	**4579**	**3926**	**988**	**126**	**17**	**4**	**0**	**1**	**0**	**0**	**0**	**0**	**0**	**0**	**0**	**3**	**0**	**0**	**0**	**2**	**0**	**0**	**0**	**0**

Nationwide Data Collection
for
Sam Shortt Consulting

Site 2
Location A199 - approx 50 metres east of B6415
Direction East West

Sunday, 28 February 2016

6022 / Musselburgh
February 2016
Automatic Traffic Count

Time	Total	Speed Bins (mph)																											
		0 - 5	5 - 10	10 - 15	15 - 20	20 - 25	25 - 30	30 - 35	35 - 40	40 - 45	45 - 50	50 - 55	55 - 60	60 - 65	65 - 70	70 - 75	75 - 80	80 - 85	85 - 90	90 - 95	95 - 100	100 - 105	105 - 110	110 - 115	115 - 120	120 - 125	125 - 130	130 - 135	135 - 140
0000	249	0	0	8	36	84	87	28	6	0	0	0	0	0	0	0	0	0	0	0	0	0	0	0	0	0	0	0	0
0100	159	0	1	3	18	41	59	31	4	2	0	0	0	0	0	0	0	0	0	0	0	0	0	0	0	0	0	0	0
0200	147	0	2	2	10	33	57	33	8	1	0	0	1	0	0	0	0	0	0	0	0	0	0	0	0	0	0	0	0
0300	101	0	0	1	7	9	38	30	13	2	1	0	0	0	0	0	0	0	0	0	0	0	0	0	0	0	0	0	0
0400	92	0	0	1	1	14	38	26	12	0	0	0	0	0	0	0	0	0	0	0	0	0	0	0	0	0	0	0	0
0500	80	0	0	1	4	7	28	28	7	4	1	0	0	0	0	0	0	0	0	0	0	0	0	0	0	0	0	0	0
0600	84	0	0	1	6	8	28	25	14	1	0	1	0	0	0	0	0	0	0	0	0	0	0	0	0	0	0	0	0
0700	155	0	0	1	8	22	52	59	11	1	1	0	0	0	0	0	0	0	0	0	0	0	0	0	0	0	0	0	0
0800	243	0	0	8	18	74	88	46	6	3	0	0	0	0	0	0	0	0	0	0	0	0	0	0	0	0	0	0	0
0900	462	0	5	22	66	97	169	88	11	4	0	0	0	0	0	0	0	0	0	0	0	0	0	0	0	0	0	0	0
1000	786	1	12	71	134	227	262	69	9	1	0	0	0	0	0	0	0	0	0	0	0	0	0	0	0	0	0	0	0
1100	**928**	**0**	**12**	**67**	**169**	**258**	**313**	**103**	**5**	**1**	**0**	**0**	**0**	**0**	**0**	**0**	**0**	**0**	**0**	**0**	**0**	**0**	**0**	**0**	**0**	**0**	**0**	**0**	**0**
1200	**1186**	**0**	**7**	**78**	**220**	**402**	**360**	**106**	**12**	**1**	**0**	**0**	**0**	**0**	**0**	**0**	**0**	**0**	**0**	**0**	**0**	**0**	**0**	**0**	**0**	**0**	**0**	**0**	**0**
1300	1178	0	22	85	202	406	376	77	10	0	0	0	0	0	0	0	0	0	0	0	0	0	0	0	0	0	0	0	0
1400	1162	2	14	112	213	457	288	67	4	2	0	0	0	0	0	0	0	3	0	0	0	0	0	0	0	0	0	0	0
1500	1184	1	17	86	174	487	338	74	3	3	1	0	0	0	0	0	0	0	0	0	0	0	0	0	0	0	0	0	0
1600	1103	2	14	74	174	340	402	85	10	0	0	0	0	0	0	0	0	0	0	0	2	0	0	0	0	0	0	0	0
1700	951	0	9	61	110	321	354	86	8	2	0	0	0	0	0	0	0	0	0	0	0	0	0	0	0	0	0	0	0
1800	722	0	1	25	104	222	275	85	10	0	0	0	0	0	0	0	0	0	0	0	0	0	0	0	0	0	0	0	0
1900	531	0	6	15	53	145	232	67	11	2	0	0	0	0	0	0	0	0	0	0	0	0	0	0	0	0	0	0	0
2000	397	0	2	9	40	83	197	52	11	3	0	0	0	0	0	0	0	0	0	0	0	0	0	0	0	0	0	0	0
2100	325	1	0	13	23	83	128	64	11	2	0	0	0	0	0	0	0	0	0	0	0	0	0	0	0	0	0	0	0
2200	201	0	0	3	19	45	77	47	9	1	0	0	0	0	0	0	0	0	0	0	0	0	0	0	0	0	0	0	0
2300	138	0	0	1	10	37	45	35	9	1	0	0	0	0	0	0	0	0	0	0	0	0	0	0	0	0	0	0	0
07-19	**10060**	**6**	**113**	**690**	**1592**	**3313**	**3277**	**945**	**99**	**18**	**2**	**0**	**0**	**0**	**0**	**0**	**0**	**3**	**0**	**0**	**2**	**0**	**0**	**0**	**0**	**0**	**0**	**0**	**0**
06-22	**11397**	**7**	**121**	**728**	**1714**	**3632**	**3862**	**1153**	**146**	**26**	**2**	**1**	**0**	**0**	**0**	**0**	**0**	**3**	**0**	**0**	**2**	**0**	**0**	**0**	**0**	**0**	**0**	**0**	**0**
06-00	**11736**	**7**	**121**	**732**	**1743**	**3714**	**3984**	**1235**	**164**	**28**	**2**	**1**	**0**	**0**	**0**	**0**	**0**	**3**	**0**	**0**	**2**	**0**	**0**	**0**	**0**	**0**	**0**	**0**	**0**
00-00	**12564**	**7**	**124**	**748**	**1819**	**3902**	**4291**	**1411**	**214**	**37**	**4**	**1**	**1**	**0**	**0**	**0**	**0**	**3**	**0**	**0**	**2**	**0**	**0**	**0**	**0**	**0**	**0**	**0**	**0**

Nationwide Data Collection
for
Sam Shortt Consulting

Site 2
Location A199 - approx 50 metres east of B6415
Direction East West

Monday, 29 February 2016

6022 / Musselburgh
February 2016
Automatic Traffic Count

Time	Total	Speed Bins (mph)																											
		0 - 5	5 - 10	10 - 15	15 - 20	20 - 25	25 - 30	30 - 35	35 - 40	40 - 45	45 - 50	50 - 55	55 - 60	60 - 65	65 - 70	70 - 75	75 - 80	80 - 85	85 - 90	90 - 95	95 - 100	100 - 105	105 - 110	110 - 115	115 - 120	120 - 125	125 - 130	130 - 135	135 - 140
0000	76	0	0	0	1	13	32	25	4	1	0	0	0	0	0	0	0	0	0	0	0	0	0	0	0	0	0	0	0
0100	40	0	0	1	0	4	16	15	4	0	0	0	0	0	0	0	0	0	0	0	0	0	0	0	0	0	0	0	0
0200	25	0	0	0	0	6	10	7	2	0	0	0	0	0	0	0	0	0	0	0	0	0	0	0	0	0	0	0	0
0300	32	0	0	0	0	1	15	12	3	0	1	0	0	0	0	0	0	0	0	0	0	0	0	0	0	0	0	0	0
0400	43	0	0	0	1	8	17	8	6	2	1	0	0	0	0	0	0	0	0	0	0	0	0	0	0	0	0	0	0
0500	132	0	1	4	7	16	37	48	11	7	1	0	0	0	0	0	0	0	0	0	0	0	0	0	0	0	0	0	0
0600	351	0	3	23	36	76	77	99	31	4	2	0	0	0	0	0	0	0	0	0	0	0	0	0	0	0	0	0	0
0700	1002	0	13	84	222	171	329	162	21	0	0	0	0	0	0	0	0	0	0	0	0	0	0	0	0	0	0	0	0
0800	**1061**	**3**	**18**	**76**	**234**	**286**	**308**	**122**	**12**	**1**	**0**	**1**	**0**	**0**	**0**	**0**	**0**	**0**	**0**	**0**	**0**	**0**	**0**	**0**	**0**	**0**	**0**	**0**	**0**
0900	832	0	4	48	112	284	294	83	6	1	0	0	0	0	0	0	0	0	0	0	0	0	0	0	0	0	0	0	0
1000	824	0	7	47	149	292	267	58	3	1	0	0	0	0	0	0	0	0	0	0	0	0	0	0	0	0	0	0	0
1100	918	1	13	70	199	349	243	42	1	0	0	0	0	0	0	0	0	0	0	0	0	0	0	0	0	0	0	0	0
1200	882	1	7	83	150	342	240	57	2	0	0	0	0	0	0	0	0	0	0	0	0	0	0	0	0	0	0	0	0
1300	932	1	10	75	192	325	268	54	7	0	0	0	0	0	0	0	0	0	0	0	0	0	0	0	0	0	0	0	0
1400	934	1	8	50	158	277	337	99	3	0	0	0	0	0	0	0	0	0	0	0	0	1	0	0	0	0	0	0	0
1500	968	1	9	46	141	342	341	77	9	1	1	0	0	0	0	0	0	0	0	0	0	0	0	0	0	0	0	0	0
1600	**1143**	**0**	**14**	**78**	**164**	**410**	**376**	**84**	**16**	**1**	**0**	**0**	**0**	**0**	**0**	**0**	**0**	**0**	**0**	**0**	**0**	**0**	**0**	**0**	**0**	**0**	**0**	**0**	**0**
1700	1135	0	10	50	131	401	439	98	6	0	0	0	0	0	0	0	0	0	0	0	0	0	0	0	0	0	0	0	0
1800	900	0	5	34	147	344	299	65	5	1	0	0	0	0	0	0	0	0	0	0	0	0	0	0	0	0	0	0	0
1900	679	0	5	39	125	231	220	48	8	0	0	0	0	0	3	0	0	0	0	0	0	0	0	0	0	0	0	0	0
2000	488	0	0	8	56	142	198	70	12	2	0	0	0	0	0	0	0	0	0	0	0	0	0	0	0	0	0	0	0
2100	363	0	2	11	28	87	148	70	14	1	2	0	0	0	0	0	0	0	0	0	0	0	0	0	0	0	0	0	0
2200	196	0	0	1	8	37	84	49	15	0	0	2	0	0	0	0	0	0	0	0	0	0	0	0	0	0	0	0	0
2300	128	0	2	1	7	24	46	29	14	3	2	0	0	0	0	0	0	0	0	0	0	0	0	0	0	0	0	0	0
07-19	**11531**	**8**	**118**	**741**	**1999**	**3823**	**3741**	**1001**	**91**	**6**	**1**	**1**	**0**	**0**	**0**	**0**	**0**	**0**	**0**	**0**	**0**	**1**	**0**	**0**	**0**	**0**	**0**	**0**	**0**
06-22	**13412**	**8**	**128**	**822**	**2244**	**4359**	**4384**	**1288**	**156**	**13**	**5**	**1**	**0**	**0**	**3**	**0**	**0**	**0**	**0**	**0**	**0**	**1**	**0**	**0**	**0**	**0**	**0**	**0**	**0**
06-00	**13736**	**8**	**130**	**824**	**2259**	**4420**	**4514**	**1366**	**185**	**16**	**7**	**3**	**0**	**0**	**3**	**0**	**0**	**0**	**0**	**0**	**0**	**1**	**0**	**0**	**0**	**0**	**0**	**0**	**0**
00-00	**14084**	**8**	**131**	**829**	**2268**	**4468**	**4641**	**1481**	**215**	**26**	**10**	**3**	**0**	**0**	**3**	**0**	**0**	**0**	**0**	**0**	**0**	**1**	**0**	**0**	**0**	**0**	**0**	**0**	**0**

Nationwide Data Collection
for
Sam Shortt Consulting

Site 2
Location A199 - approx 50 metres east of B6415
Direction East West

6022 / Musselburgh
February 2016
Automatic Traffic Count

Virtual Day (7)

Time	Total	Speed Bins (mph)																											
		0 - 5	5 - 10	10 - 15	15 - 20	20 - 25	25 - 30	30 - 35	35 - 40	40 - 45	45 - 50	50 - 55	55 - 60	60 - 65	65 - 70	70 - 75	75 - 80	80 - 85	85 - 90	90 - 95	95 - 100	100 - 105	105 - 110	110 - 115	115 - 120	120 - 125	125 - 130	130 - 135	135 - 140
0000	128	0	0	4	15	36	49	20	4	1	0	0	0	0	0	0	0	0	0	0	0	0	0	0	0	0	0	0	0
0100	68	0	0	1	5	18	24	14	3	1	0	0	0	0	0	0	0	0	0	0	0	0	0	0	0	0	0	0	0
0200	51	0	0	1	4	13	18	11	3	0	0	0	0	0	0	0	0	0	0	0	0	0	0	0	0	0	0	0	0
0300	52	0	0	1	5	9	19	13	5	1	0	0	0	0	0	0	0	0	0	0	0	0	0	0	0	0	0	0	0
0400	57	0	0	1	4	13	18	12	6	1	1	0	0	0	0	0	0	0	0	0	0	0	0	0	0	0	0	0	0
0500	126	0	0	7	23	25	34	27	7	2	1	0	0	0	0	0	0	0	0	0	0	0	0	0	0	0	0	0	0
0600	312	0	2	25	53	64	85	62	16	2	1	0	0	0	0	0	0	0	0	0	0	0	0	0	0	0	0	0	0
0700	818	1	15	98	184	199	215	91	12	1	0	0	0	0	0	0	0	0	0	0	0	0	0	0	0	0	0	0	0
0800	908	2	17	110	212	253	234	71	7	1	0	0	0	0	0	0	0	0	0	0	0	0	0	0	0	0	0	0	0
0900	838	1	11	74	171	273	232	67	7	1	0	0	0	0	0	0	0	0	0	0	0	0	0	0	0	0	0	0	0
1000	882	1	12	79	183	306	241	54	4	0	0	0	0	0	0	0	0	0	0	0	0	0	0	0	0	0	0	0	0
1100	**955**	**1**	**14**	**108**	**210**	**321**	**242**	**53**	**4**	**1**	**0**	**0**	**0**	**0**	**0**	**0**	**0**	**0**	**0**	**0**	**0**	**0**	**0**	**0**	**0**	**0**	**0**	**0**	**0**
1200	1033	1	15	96	220	375	266	54	5	0	0	0	0	0	0	0	0	0	0	0	0	0	0	0	0	0	0	0	0
1300	1064	1	18	115	227	367	279	51	5	0	0	0	0	0	0	0	0	0	0	0	0	0	0	0	0	0	0	0	0
1400	1085	2	14	94	211	404	294	61	3	0	0	0	0	1	0	0	0	0	0	0	0	0	0	0	0	0	0	0	0
1500	1075	1	13	77	199	394	317	66	6	1	0	0	0	0	0	0	0	0	0	0	0	0	0	0	0	0	0	0	0
1600	**1162**	**1**	**14**	**92**	**201**	**430**	**345**	**69**	**9**	**1**	**0**	**0**	**0**	**0**	**0**	**0**	**0**	**0**	**0**	**0**	**0**	**0**	**0**	**0**	**0**	**0**	**0**	**0**	**0**
1700	1140	1	12	81	198	427	348	69	5	1	0	0	0	0	0	0	0	0	0	0	0	0	0	0	0	0	0	0	0
1800	962	2	9	65	186	385	259	50	5	1	0	0	0	0	0	0	0	0	0	0	0	0	0	0	0	0	0	0	0
1900	712	1	8	45	122	252	232	47	5	1	0	0	0	0	0	0	0	0	0	0	0	0	0	0	0	0	0	0	0
2000	503	0	3	21	76	157	189	49	5	1	0	0	0	0	0	0	0	0	0	0	0	0	0	0	0	0	0	0	0
2100	425	1	2	17	54	131	160	50	8	1	1	0	0	0	0	0	0	0	0	0	0	0	0	0	0	0	0	0	0
2200	289	0	1	10	38	84	112	35	7	1	0	0	0	0	0	0	0	0	0	0	0	0	0	0	0	0	0	0	0
2300	178	0	1	6	27	48	62	28	5	1	1	0	0	0	0	0	0	0	0	0	0	0	0	0	0	0	0	0	0
07-19	**11921**	**15**	**166**	**1089**	**2403**	**4135**	**3273**	**755**	**71**	**8**	**2**	**0**	**1**	**1**	**0**	**0**	**0**	**1**	**0**	**0**	**1**	**0**	**0**	**0**	**0**	**0**	**0**	**0**	**0**
06-22	**13873**	**17**	**181**	**1197**	**2708**	**4740**	**3939**	**964**	**106**	**14**	**3**	**1**	**1**	**1**	**0**	**0**	**0**	**1**	**0**	**0**	**1**	**0**	**0**	**0**	**0**	**0**	**0**	**0**	**0**
06-00	**14340**	**17**	**183**	**1212**	**2773**	**4871**	**4113**	**1027**	**118**	**15**	**4**	**1**	**1**	**1**	**0**	**0**	**0**	**1**	**0**	**0**	**1**	**0**	**0**	**0**	**0**	**0**	**0**	**0**	**0**
00-00	**14823**	**17**	**184**	**1227**	**2830**	**4985**	**4275**	**1124**	**147**	**22**	**6**	**1**	**1**	**1**	**0**	**0**	**0**	**1**	**0**	**0**	**1**	**0**	**0**	**0**	**0**	**0**	**0**	**0**	**0**

Site 2
Location A199 - approx 50 metres east of B6415
Direction East West

6022 / Musselburgh
February 2016
Automatic Traffic Count

Virtual Week (1)

Time	Total	Speed Bins (mph)																											
		0 - 5	5 - 10	10 - 15	15 - 20	20 - 25	25 - 30	30 - 35	35 - 40	40 - 45	45 - 50	50 - 55	55 - 60	60 - 65	65 - 70	70 - 75	75 - 80	80 - 85	85 - 90	90 - 95	95 - 100	100 - 105	105 - 110	110 - 115	115 - 120	120 - 125	125 - 130	130 - 135	135 - 140
Mon	14084	8	131	829	2268	4468	4641	1481	215	26	10	3	0	0	3	0	0	0	0	0	0	1	0	0	0	0	0	0	0
Tue	16614	30	280	1678	3715	5816	4088	884	99	16	6	0	0	1	0	0	0	0	0	0	0	0	0	0	0	1	0	0	0
Wed	15880	23	202	1457	3356	5543	4191	946	120	21	6	5	1	4	0	0	2	0	0	0	0	2	0	1	0	0	0	0	0
Thu	15663	16	221	1557	3191	5397	4148	982	124	21	4	1	0	0	0	0	1	0	0	0	0	0	0	0	0	0	0	0	0
Fri	15574	21	180	1239	2967	5191	4638	1177	134	17	7	0	2	0	0	0	0	1	0	0	0	0	0	0	0	0	0	0	0
| Sat	13385	12	153	1082	2492	4579	3926	988	126	17	4	0	1	0	0	0	0	0	0	0	3	0	0	0	2	0	0	0	0
| Sun	12564	7	124	748	1819	3902	4291	1411	214	37	4	1	1	0	0	0	0	3	0	0	2	0	0	0	0	0	0	0	0
5 Day Ave.	**15563**	**20**	**203**	**1352**	**3099**	**5283**	**4341**	**1094**	**138**	**20**	**7**	**2**	**1**	**1**	**1**	**0**	**1**	**0**	**0**	**0**	**0**	**1**	**0**	**0**	**0**	**0**	**0**	**0**	**0**
7 Day Ave.	**14823**	**17**	**184**	**1227**	**2830**	**4985**	**4275**	**1124**	**147**	**22**	**6**	**1**	**1**	**1**	**0**	**0**	**0**	**1**	**0**	**0**	**1**	**0**	**0**	**0**	**0**	**0**	**0**	**0**	**0**
--	**103764**	**117**	**1291**	**8590**	**19808**	**34896**	**29923**	**7869**	**1032**	**155**	**41**	**10**	**5**	**5**	**3**	**0**	**3**	**4**	**0**	**0**	**5**	**3**	**0**	**1**	**2**	**1**	**0**	**0**	**0**

Summary Graphs

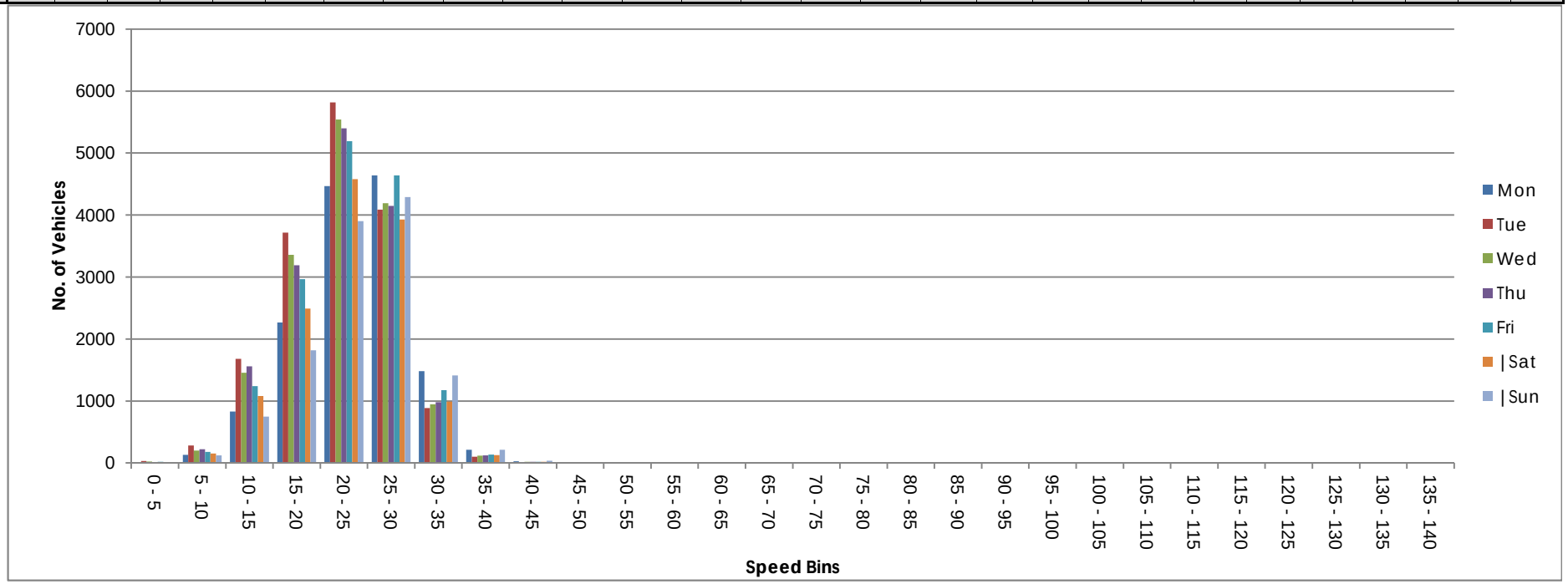

Nationwide Data Collection
for
Sam Shortt Consulting

Site No.	Location.	Direction.	Speed Limit - PSL (mph)	Start Date.	End Date.	Total Vehicles.	5 Day Ave.	7 Day Ave.	No. > Speed Limit.	%. > Speed Limit.	No. > ACPO Limit.	%. > ACPO Limit.	No. > DfT Limit.	%. > DfT Limit.	Mean Speed	85%ile Speed
3	Milton Road East - approx 100 metres west of A199	East	40	Tuesday, 23 February 2016	Monday, 29 February 2016	25049	3744	3578	684	2.7	87	0.3	8	0.0	30.5	35.3
		West	40	Tuesday, 23 February 2016	Monday, 29 February 2016	26126	3965	3732	631	2.4	95	0.4	12	0.0	30.2	34.7
		East West	40	Tuesday, 23 February 2016	Monday, 29 February 2016	51175	7710	7311	1315	2.6	182	0.4	20	0.0	30.4	34.9

Site 3
Location Milton Road East - approx 100 metres west of A199
Direction East

Tuesday, 23 February 2016

6022 / Musselburgh
February 2016
Automatic Traffic Count

Time	Total	Classification												>PSL	>PSL%	>SL1	>SL1%	>SL2	>SL2%	Mean	Vpp
		1	2	3	4	5	6	7	8	9	10	11	12	40	40	46	46	55	55		85
		MCL	SV	SVT	TB2	TB3	T4	ART3	ART4	ART5	ART6	BD	DRT			ACPO	ACPO	DfT	DfT		
0000	27	0	24	0	3	0	0	0	0	0	0	0	0	2	7.4	0	0	0	0	33.3	37.4
0100	10	0	8	0	2	0	0	0	0	0	0	0	0	2	20	0	0	0	0	36.3	-
0200	9	0	8	0	1	0	0	0	0	0	0	0	0	1	11.1	1	11.1	0	0	36.8	-
0300	5	0	3	0	2	0	0	0	0	0	0	0	0	1	20	0	0	0	0	35.5	-
0400	8	0	8	0	0	0	0	0	0	0	0	0	0	2	25	0	0	0	0	36.2	-
0500	18	1	14	0	3	0	0	0	0	0	0	0	0	4	22.2	0	0	0	0	34.4	40.3
0600	40	2	30	1	5	0	1	0	0	0	1	0	0	5	12.5	1	2.5	0	0	32.8	38.7
0700	144	2	121	1	19	0	0	0	0	1	0	0	0	7	4.9	0	0	0	0	31.3	36
0800	242	4	219	0	19	0	0	0	0	0	0	0	0	7	2.9	1	0.4	0	0	31.3	35.1
0900	256	2	228	1	22	1	0	1	1	0	0	0	0	3	1.2	0	0	0	0	30.4	34.9
1000	255	2	226	1	25	1	0	0	0	0	0	0	0	3	1.2	0	0	0	0	30.8	35.1
1100	**287**	**2**	**250**	**1**	**28**	**1**	**0**	**0**	**3**	**0**	**2**	**0**	**0**	**6**	**2.1**	**1**	**0.3**	**1**	**0.3**	**31.3**	**35.8**
1200	297	5	267	1	23	0	0	0	0	1	0	0	0	8	2.7	0	0	0	0	30.2	34.7
1300	323	5	293	2	22	0	0	0	0	1	0	0	0	4	1.2	0	0	0	0	29.9	34.4
1400	294	3	267	1	22	0	0	1	0	0	0	0	0	5	1.7	1	0.3	0	0	30.5	34.7
1500	342	1	326	0	15	0	0	0	0	0	0	0	0	4	1.2	1	0.3	0	0	30.4	34.9
1600	335	7	300	6	22	0	0	0	0	0	0	0	0	6	1.8	1	0.3	0	0	28.4	34.2
1700	339	18	296	6	17	0	0	0	0	0	1	1	0	5	1.5	1	0.3	0	0	29.1	34.4
1800	**344**	**12**	**306**	**3**	**22**	**0**	**1**	**0**	**0**	**0**	**0**	**0**	**0**	**3**	**0.9**	**0**	**0**	**0**	**0**	**27.5**	**32.7**
1900	236	3	221	2	10	0	0	0	0	0	0	0	0	1	0.4	0	0	0	0	28.9	33.6
2000	164	2	153	1	8	0	0	0	0	0	0	0	0	6	3.7	0	0	0	0	30.9	35.3
2100	129	1	120	0	8	0	0	0	0	0	0	0	0	3	2.3	1	0.8	0	0	30.9	35.3
2200	91	0	87	0	4	0	0	0	0	0	0	0	0	4	4.4	1	1.1	0	0	32.4	36
2300	41	0	34	0	7	0	0	0	0	0	0	0	0	1	2.4	0	0	0	0	31.6	36.2
07-19	**3458**	**63**	**3099**	**23**	**256**	**3**	**1**	**2**	**4**	**3**	**3**	**1**	**0**	**61**	**1.8**	**6**	**0.2**	**1**	**0**	**29.9**	**34.7**
06-22	**4027**	**71**	**3623**	**27**	**287**	**3**	**2**	**2**	**4**	**3**	**4**	**1**	**0**	**76**	**1.9**	**8**	**0.2**	**1**	**0**	**30**	**34.9**
06-00	**4159**	**71**	**3744**	**27**	**298**	**3**	**2**	**2**	**4**	**3**	**4**	**1**	**0**	**81**	**1.9**	**9**	**0.2**	**1**	**0**	**30**	**34.9**
00-00	**4236**	**72**	**3809**	**27**	**309**	**3**	**2**	**2**	**4**	**3**	**4**	**1**	**0**	**93**	**2.2**	**10**	**0.2**	**1**	**0**	**30.1**	**34.9**

Site 3
Location Milton Road East - approx 100 metres west of A199
Direction East

6022 / Musselburgh
February 2016
Automatic Traffic Count

Wednesday, 24 February 2016

Time	Total	Classification												>PSL	>PSL%	>SL1	>SL1%	>SL2	>SL2%	Mean	Vpp
		1	2	3	4	5	6	7	8	9	10	11	12	40	40	46	46	55	55		85
		MCL	SV	SVT	TB2	TB3	T4	ART3	ART4	ART5	ART6	BD	DRT			ACPO	ACPO	DfT	DfT		
0000	27	0	25	0	2	0	0	0	0	0	0	0	0	9	33.3	2	7.4	0	0	35.5	42.3
0100	13	1	10	0	2	0	0	0	0	0	0	0	0	3	23.1	0	0	0	0	35.2	40.3
0200	3	0	3	0	0	0	0	0	0	0	0	0	0	0	0	0	0	0	0	35.2	-
0300	7	0	5	0	2	0	0	0	0	0	0	0	0	1	14.3	0	0	0	0	36.2	-
0400	10	0	9	0	1	0	0	0	0	0	0	0	0	6	60	4	40	2	20	43.7	-
0500	18	1	13	0	3	1	0	0	0	0	0	0	0	2	11.1	1	5.6	0	0	34.2	39.4
0600	42	1	37	0	3	0	0	0	0	0	1	0	0	2	4.8	0	0	0	0	31.9	34.9
0700	141	0	122	0	19	0	0	0	0	0	0	0	0	6	4.3	0	0	0	0	31	35.6
0800	233	3	209	3	15	0	2	0	0	0	1	0	0	17	7.3	0	0	0	0	31.5	37.1
0900	241	8	208	0	22	1	2	0	0	0	0	0	0	3	1.2	0	0	0	0	29.9	34.2
1000	263	3	233	0	25	0	1	0	0	1	0	0	0	4	1.5	0	0	0	0	29.9	34.9
1100	**269**	**2**	**231**	**1**	**30**	**2**	**2**	**1**	**0**	**0**	**0**	**0**	**0**	**5**	**1.9**	**0**	**0**	**0**	**0**	**30.8**	**34.9**
1200	258	4	231	0	22	1	0	0	0	0	0	0	0	9	3.5	2	0.8	0	0	31.1	35.3
1300	259	1	241	0	16	0	0	0	0	0	1	0	0	5	1.9	0	0	0	0	31	35.1
1400	**308**	**0**	**274**	**2**	**29**	**1**	**1**	**0**	**0**	**0**	**1**	**0**	**0**	**4**	**1.3**	**0**	**0**	**0**	**0**	**30.3**	**34.9**
1500	290	7	266	0	17	0	0	0	0	0	0	0	0	2	0.7	0	0	0	0	30.2	35.1
1600	301	8	281	0	12	0	0	0	0	0	0	0	0	6	2	1	0.3	0	0	31.3	35.8
1700	302	12	272	0	17	0	1	0	0	0	0	0	0	4	1.3	0	0	0	0	29.4	34.2
1800	306	9	274	3	20	0	0	0	0	0	0	0	0	4	1.3	1	0.3	0	0	27.6	32.7
1900	237	5	218	0	14	0	0	0	0	0	0	0	0	4	1.7	0	0	0	0	30.1	34.4
2000	165	5	146	0	14	0	0	0	0	0	0	0	0	6	3.6	0	0	0	0	31.6	36.2
2100	134	3	117	0	14	0	0	0	0	0	0	0	0	7	5.2	2	1.5	0	0	31.7	36.7
2200	108	1	98	0	9	0	0	0	0	0	0	0	0	10	9.3	2	1.9	0	0	32.9	38
2300	40	1	32	0	7	0	0	0	0	0	0	0	0	5	12.5	2	5	0	0	33.3	38.9
07-19	**3171**	**57**	**2842**	**9**	**244**	**5**	**9**	**1**	**0**	**1**	**3**	**0**	**0**	**69**	**2.2**	**4**	**0.1**	**0**	**0**	**30.3**	**34.9**
06-22	**3749**	**71**	**3360**	**9**	**289**	**5**	**9**	**1**	**0**	**1**	**4**	**0**	**0**	**88**	**2.3**	**6**	**0.2**	**0**	**0**	**30.4**	**35.1**
06-00	**3897**	**73**	**3490**	**9**	**305**	**5**	**9**	**1**	**0**	**1**	**4**	**0**	**0**	**103**	**2.6**	**10**	**0.3**	**0**	**0**	**30.5**	**35.3**
00-00	**3975**	**75**	**3555**	**9**	**315**	**6**	**9**	**1**	**0**	**1**	**4**	**0**	**0**	**124**	**3.1**	**17**	**0.4**	**2**	**0.1**	**30.6**	**35.3**

Site 3
Location Milton Road East - approx 100 metres west of A199
Direction East

6022 / Musselburgh
February 2016
Automatic Traffic Count

Thursday, 25 February 2016

Time	Total	Classification												>PSL	>PSL%	>SL1	>SL1%	>SL2	>SL2%	Mean	Vpp
		1	2	3	4	5	6	7	8	9	10	11	12	40	40	46	46	55	55		85
		MCL	SV	SVT	TB2	TB3	T4	ART3	ART4	ART5	ART6	BD	DRT			ACPO	ACPO	DfT	DfT		
0000	27	0	24	0	3	0	0	0	0	0	0	0	0	4	14.8	0	0	0	0	34	38.9
0100	12	0	12	0	0	0	0	0	0	0	0	0	0	1	8.3	0	0	0	0	31.6	36.5
0200	8	0	8	0	0	0	0	0	0	0	0	0	0	3	37.5	0	0	0	0	34	-
0300	10	0	5	0	5	0	0	0	0	0	0	0	0	0	0	0	0	0	0	33	-
0400	8	0	6	0	2	0	0	0	0	0	0	0	0	1	12.5	1	12.5	0	0	35.4	-
0500	21	2	15	0	2	1	0	0	0	0	1	0	0	4	19	1	4.8	0	0	33.2	40.9
0600	36	1	31	0	4	0	0	0	0	0	0	0	0	4	11.1	0	0	0	0	33.1	38.7
0700	105	1	86	0	16	1	0	0	0	1	0	0	0	5	4.8	1	1	0	0	31.6	36.2
0800	223	2	201	0	18	1	1	0	0	0	0	0	0	7	3.1	0	0	0	0	31.7	36
0900	268	7	239	1	19	0	1	0	0	1	0	0	0	2	0.7	0	0	0	0	29.8	34.2
1000	**274**	**2**	**240**	**2**	**29**	**0**	**0**	**0**	**0**	**0**	**1**	**0**	**0**	**5**	**1.8**	**1**	**0.4**	**0**	**0**	**30.1**	**34.9**
1100	251	2	226	0	20	0	0	1	0	0	1	0	1	6	2.4	0	0	0	0	30.4	35.1
1200	254	1	231	0	20	1	0	0	1	0	0	0	0	4	1.6	0	0	0	0	31.1	34.9
1300	276	2	257	2	14	1	0	0	0	0	0	0	0	7	2.5	0	0	0	0	30.4	35.3
1400	290	3	260	0	26	1	0	0	0	0	0	0	0	5	1.7	0	0	0	0	30.4	35.6
1500	277	3	253	5	16	0	0	0	0	0	0	0	0	8	2.9	0	0	0	0	30.9	34.7
1600	**308**	**15**	**272**	**2**	**18**	**1**	**0**	**0**	**0**	**0**	**0**	**0**	**0**	**5**	**1.6**	**0**	**0**	**0**	**0**	**29.7**	**34.9**
1700	304	12	274	2	15	0	0	0	1	0	0	0	0	6	2	1	0.3	0	0	29.3	34.2
1800	291	8	266	1	16	0	0	0	0	0	0	0	0	4	1.4	0	0	0	0	27.8	33.1
1900	191	4	178	0	9	0	0	0	0	0	0	0	0	6	3.1	0	0	0	0	30.6	35.1
2000	163	4	147	1	10	0	0	0	0	0	0	0	1	6	3.7	1	0.6	0	0	30.7	36.2
2100	126	2	112	0	11	1	0	0	0	0	0	0	0	3	2.4	1	0.8	0	0	31.1	36
2200	84	2	76	0	6	0	0	0	0	0	0	0	0	2	2.4	0	0	0	0	31.6	35.6
2300	45	0	37	0	7	1	0	0	0	0	0	0	0	4	8.9	3	6.7	0	0	32.6	36
07-19	**3121**	**58**	**2805**	**15**	**227**	**6**	**2**	**1**	**2**	**2**	**2**	**0**	**1**	**64**	**2.1**	**3**	**0.1**	**0**	**0**	**30.1**	**34.9**
06-22	**3637**	**69**	**3273**	**16**	**261**	**7**	**2**	**1**	**2**	**2**	**2**	**0**	**2**	**83**	**2.3**	**5**	**0.1**	**0**	**0**	**30.3**	**34.9**
06-00	**3766**	**71**	**3386**	**16**	**274**	**8**	**2**	**1**	**2**	**2**	**2**	**0**	**2**	**89**	**2.4**	**8**	**0.2**	**0**	**0**	**30.3**	**34.9**
00-00	**3852**	**73**	**3456**	**16**	**286**	**9**	**2**	**1**	**2**	**2**	**3**	**0**	**2**	**102**	**2.6**	**10**	**0.3**	**0**	**0**	**30.4**	**35.1**

Site 3
Location Milton Road East - approx 100 metres west of A199
Direction East

6022 / Musselburgh
February 2016
Automatic Traffic Count

Friday, 26 February 2016

Time	Total	Classification												>PSL	>PSL%	>SL1	>SL1%	>SL2	>SL2%	Mean	Vpp
		1	2	3	4	5	6	7	8	9	10	11	12	40	40	46	46	55	55		85
		MCL	SV	SVT	TB2	TB3	T4	ART3	ART4	ART5	ART6	BD	DRT			ACPO	ACPO	DfT	DfT		
0000	15	0	11	0	4	0	0	0	0	0	0	0	0	0	0	0	0	0	0	29.3	32.9
0100	12	1	8	0	3	0	0	0	0	0	0	0	0	1	8.3	1	8.3	1	8.3	33.6	34.2
0200	8	0	7	0	1	0	0	0	0	0	0	0	0	0	0	0	0	0	0	33.1	-
0300	5	0	4	0	1	0	0	0	0	0	0	0	0	0	0	0	0	0	0	33.3	-
0400	12	0	10	0	2	0	0	0	0	0	0	0	0	2	16.7	0	0	0	0	33.5	37.1
0500	23	2	14	0	5	1	0	0	0	0	1	0	0	2	8.7	0	0	0	0	33.7	39.1
0600	29	1	22	0	4	0	1	0	0	1	0	0	0	0	0	0	0	0	0	30.7	34.7
0700	112	3	92	1	13	0	2	0	0	1	0	0	0	4	3.6	2	1.8	0	0	31.2	36
0800	202	1	180	0	19	1	0	0	0	1	0	0	0	6	3	1	0.5	0	0	31.7	36.2
0900	241	0	212	1	25	0	0	0	0	2	1	0	0	4	1.7	0	0	0	0	30.1	34.9
1000	237	1	210	4	19	0	1	0	1	1	0	0	0	3	1.3	0	0	0	0	30.2	34.7
1100	**272**	**2**	**245**	**1**	**22**	**1**	**0**	**0**	**0**	**1**	**0**	**0**	**0**	**3**	**1.1**	**0**	**0**	**0**	**0**	**30**	**34**
1200	264	3	241	1	19	0	0	0	0	0	0	0	0	10	3.8	3	1.1	0	0	31.2	35.8
1300	289	3	263	1	20	0	0	1	0	1	0	0	0	3	1	0	0	0	0	30.3	34.7
1400	314	4	282	0	25	1	2	0	0	0	0	0	0	6	1.9	0	0	0	0	30.2	34.4
1500	**351**	**3**	**324**	**2**	**20**	**1**	**1**	**0**	**0**	**0**	**0**	**0**	**0**	**7**	**2**	**0**	**0**	**0**	**0**	**31.5**	**35.3**
1600	297	4	275	1	17	0	0	0	0	0	0	0	0	5	1.7	1	0.3	0	0	30.6	34.4
1700	287	5	266	1	15	0	0	0	0	0	0	0	0	4	1.4	1	0.3	0	0	30.8	34.9
1800	236	5	208	1	21	0	0	0	0	1	0	0	0	7	3	0	0	0	0	29.3	33.1
1900	196	1	183	0	12	0	0	0	0	0	0	0	0	7	3.6	2	1	1	0.5	29.7	34.7
2000	147	2	126	3	16	0	0	0	0	0	0	0	0	7	4.8	0	0	0	0	31.1	35.8
2100	115	1	99	0	15	0	0	0	0	0	0	0	0	6	5.2	3	2.6	1	0.9	32.6	37.1
2200	101	0	91	0	10	0	0	0	0	0	0	0	0	5	5	1	1	0	0	31.5	35.6
2300	72	0	63	0	9	0	0	0	0	0	0	0	0	1	1.4	0	0	0	0	31.4	35.1
07-19	**3102**	**34**	**2798**	**14**	**235**	**4**	**6**	**1**	**1**	**8**	**1**	**0**	**0**	**62**	**2**	**8**	**0.3**	**0**	**0**	**30.6**	**34.9**
06-22	**3589**	**39**	**3228**	**17**	**282**	**4**	**7**	**1**	**1**	**9**	**1**	**0**	**0**	**82**	**2.3**	**13**	**0.4**	**2**	**0.1**	**30.6**	**34.9**
06-00	**3762**	**39**	**3382**	**17**	**301**	**4**	**7**	**1**	**1**	**9**	**1**	**0**	**0**	**88**	**2.3**	**14**	**0.4**	**2**	**0.1**	**30.7**	**35.1**
00-00	**3837**	**42**	**3436**	**17**	**317**	**5**	**7**	**1**	**1**	**9**	**2**	**0**	**0**	**93**	**2.4**	**15**	**0.4**	**3**	**0.1**	**30.7**	**35.1**

Site 3
Location Milton Road East - approx 100 metres west of A199
Direction East

6022 / Musselburgh
February 2016
Automatic Traffic Count

Saturday, 27 February 2016

Time	Total	Classification												>PSL	>PSL%	>SL1	>SL1%	>SL2	>SL2%	Mean	Vpp
		1	2	3	4	5	6	7	8	9	10	11	12	40	40	46	46	55	55		85
		MCL	SV	SVT	TB2	TB3	T4	ART3	ART4	ART5	ART6	BD	DRT			ACPO	ACPO	DfT	DfT		
0000	59	0	44	0	15	0	0	0	0	0	0	0	0	6	10.2	0	0	0	0	32.6	37.1
0100	35	0	29	0	6	0	0	0	0	0	0	0	0	3	8.6	1	2.9	0	0	33.9	39.1
0200	22	0	20	0	2	0	0	0	0	0	0	0	0	5	22.7	2	9.1	0	0	35.6	40.3
0300	31	0	23	0	8	0	0	0	0	0	0	0	0	5	16.1	0	0	0	0	35.4	38.5
0400	8	0	6	0	2	0	0	0	0	0	0	0	0	4	50	3	37.5	0	0	37.5	-
0500	19	2	13	0	3	1	0	0	0	0	0	0	0	1	5.3	0	0	0	0	31.8	35.3
0600	31	0	27	0	4	0	0	0	0	0	0	0	0	1	3.2	0	0	0	0	32.3	37.8
0700	42	0	35	0	6	1	0	0	0	0	0	0	0	5	11.9	1	2.4	0	0	33.4	38
0800	115	7	98	0	9	0	0	0	0	1	0	0	0	9	7.8	1	0.9	0	0	32.6	37.4
0900	183	6	163	1	13	0	0	0	0	0	0	0	0	1	0.5	0	0	0	0	31.3	34.7
1000	**277**	**6**	**252**	**0**	**16**	**0**	**2**	**0**	**0**	**0**	**0**	**1**	**0**	**8**	**2.9**	**0**	**0**	**0**	**0**	**30.1**	**34.4**
1100	249	6	218	1	24	0	0	0	0	0	0	0	0	2	0.8	0	0	0	0	29.8	34.7
1200	**319**	**6**	**301**	**0**	**12**	**0**	**0**	**0**	**0**	**0**	**0**	**0**	**0**	**5**	**1.6**	**0**	**0**	**0**	**0**	**30.2**	**34.9**
1300	288	5	263	1	17	0	1	0	0	0	1	0	0	12	4.2	1	0.3	0	0	30.8	35.6
1400	278	3	254	0	20	1	0	0	0	0	0	0	0	8	2.9	1	0.4	0	0	30.5	34.9
1500	241	4	223	0	14	0	0	0	0	0	0	0	0	11	4.6	0	0	0	0	31.9	36.5
1600	199	1	188	1	9	0	0	0	0	0	0	0	0	11	5.5	1	0.5	0	0	31.6	36.7
1700	223	0	212	1	10	0	0	0	0	0	0	0	0	7	3.1	1	0.4	0	0	31.3	36
1800	222	2	201	1	13	2	1	0	0	0	2	0	0	2	0.9	0	0	0	0	29.8	34.7
1900	161	0	149	1	11	0	0	0	0	0	0	0	0	4	2.5	2	1.2	0	0	29.8	33.8
2000	115	0	107	0	8	0	0	0	0	0	0	0	0	1	0.9	0	0	0	0	30.3	33.6
2100	89	0	84	0	5	0	0	0	0	0	0	0	0	8	9	1	1.1	0	0	32.7	37.8
2200	92	1	83	0	8	0	0	0	0	0	0	0	0	9	9.8	2	2.2	0	0	32	37.6
2300	77	1	60	1	15	0	0	0	0	0	0	0	0	2	2.6	1	1.3	0	0	31.8	35.6
07-19	**2636**	**46**	**2408**	**6**	**163**	**4**	**4**	**0**	**0**	**1**	**3**	**1**	**0**	**81**	**3.1**	**6**	**0.2**	**0**	**0**	**30.8**	**35.3**
06-22	**3032**	**46**	**2775**	**7**	**191**	**4**	**4**	**0**	**0**	**1**	**3**	**1**	**0**	**95**	**3.1**	**9**	**0.3**	**0**	**0**	**30.8**	**35.3**
06-00	**3201**	**48**	**2918**	**8**	**214**	**4**	**4**	**0**	**0**	**1**	**3**	**1**	**0**	**106**	**3.3**	**12**	**0.4**	**0**	**0**	**30.9**	**35.6**
00-00	**3375**	**50**	**3053**	**8**	**250**	**5**	**4**	**0**	**0**	**1**	**3**	**1**	**0**	**130**	**3.9**	**18**	**0.5**	**0**	**0**	**31**	**35.6**

Site 3
Location Milton Road East - approx 100 metres west of A199
Direction East

6022 / Musselburgh
February 2016
Automatic Traffic Count

Sunday, 28 February 2016

Time	Total	Classification												>PSL	>PSL%	>SL1	>SL1%	>SL2	>SL2%	Mean	Vpp
		1	2	3	4	5	6	7	8	9	10	11	12	40	40	46	46	55	55		85
		MCL	SV	SVT	TB2	TB3	T4	ART3	ART4	ART5	ART6	BD	DRT			ACPO	ACPO	DfT	DfT		
0000	74	0	63	0	11	0	0	0	0	0	0	0	0	6	8.1	1	1.4	0	0	33.8	37.6
0100	46	0	43	0	3	0	0	0	0	0	0	0	0	5	10.9	0	0	0	0	34.3	38.9
0200	57	0	46	0	11	0	0	0	0	0	0	0	0	3	5.3	1	1.8	0	0	34.3	38
0300	34	0	26	0	8	0	0	0	0	0	0	0	0	1	2.9	0	0	0	0	33.4	36.2
0400	23	0	19	0	4	0	0	0	0	0	0	0	0	1	4.3	0	0	0	0	32.2	37.8
0500	17	0	16	0	1	0	0	0	0	0	0	0	0	3	17.6	0	0	0	0	36	39.8
0600	10	0	9	0	1	0	0	0	0	0	0	0	0	1	10	0	0	0	0	33.4	-
0700	23	0	22	0	1	0	0	0	0	0	0	0	0	1	4.3	0	0	0	0	32.7	37.4
0800	58	4	51	0	3	0	0	0	0	0	0	0	0	2	3.4	0	0	0	0	32.3	37.1
0900	113	3	101	0	8	0	1	0	0	0	0	0	0	3	2.7	1	0.9	0	0	32.1	36.2
1000	**215**	**5**	**200**	**0**	**10**	**0**	**0**	**0**	**0**	**0**	**0**	**0**	**0**	**3**	**1.4**	**0**	**0**	**0**	**0**	**30.9**	**35.6**
1100	214	2	205	0	5	0	1	0	0	0	1	0	0	5	2.3	2	0.9	0	0	31.5	35.3
1200	259	4	248	1	5	0	1	0	0	0	0	0	0	6	2.3	0	0	0	0	30.8	34.7
1300	275	2	266	1	5	0	0	0	1	0	0	0	0	5	1.8	0	0	0	0	30.6	34.7
1400	**305**	**5**	**289**	**0**	**11**	**0**	**0**	**0**	**0**	**0**	**0**	**0**	**0**	**7**	**2.3**	**1**	**0.3**	**1**	**0.3**	**30.1**	**34**
1500	258	5	242	3	8	0	0	0	0	0	0	0	0	3	1.2	0	0	0	0	30.6	35.1
1600	226	2	216	1	7	0	0	0	0	0	0	0	0	5	2.2	0	0	0	0	31.2	35.1
1700	196	3	185	0	8	0	0	0	0	0	0	0	0	4	2	1	0.5	1	0.5	31.3	35.6
1800	159	1	148	1	9	0	0	0	0	0	0	0	0	3	1.9	0	0	0	0	29.5	34
1900	118	0	107	0	9	1	1	0	0	0	0	0	0	7	5.9	0	0	0	0	30.5	36
2000	99	2	88	0	9	0	0	0	0	0	0	0	0	3	3	1	1	0	0	30.8	34.7
2100	83	1	73	0	9	0	0	0	0	0	0	0	0	4	4.8	2	2.4	0	0	31.9	35.6
2200	59	1	51	0	7	0	0	0	0	0	0	0	0	2	3.4	0	0	0	0	32.6	36.7
2300	31	1	24	0	6	0	0	0	0	0	0	0	0	1	3.2	0	0	0	0	28.8	35.3
07-19	**2301**	**36**	**2173**	**7**	**80**	**0**	**3**	**0**	**1**	**0**	**1**	**0**	**0**	**47**	**2**	**5**	**0.2**	**2**	**0.1**	**30.9**	**35.1**
06-22	**2611**	**39**	**2450**	**7**	**108**	**1**	**4**	**0**	**1**	**0**	**1**	**0**	**0**	**62**	**2.4**	**8**	**0.3**	**2**	**0.1**	**30.9**	**35.1**
06-00	**2701**	**41**	**2525**	**7**	**121**	**1**	**4**	**0**	**1**	**0**	**1**	**0**	**0**	**65**	**2.4**	**8**	**0.3**	**2**	**0.1**	**30.9**	**35.3**
00-00	**2952**	**41**	**2738**	**7**	**159**	**1**	**4**	**0**	**1**	**0**	**1**	**0**	**0**	**84**	**2.8**	**10**	**0.3**	**2**	**0.1**	**31.1**	**35.6**

Site 3
Location Milton Road East - approx 100 metres west of A199
Direction East

6022 / Musselburgh
February 2016
Automatic Traffic Count

Monday, 29 February 2016

Time	Total	Classification												>PSL	>PSL%	>SL1	>SL1%	>SL2	>SL2%	Mean	Vpp
		1	2	3	4	5	6	7	8	9	10	11	12	40	40	46	46	55	55		85
		MCL	SV	SVT	TB2	TB3	T4	ART3	ART4	ART5	ART6	BD	DRT			ACPO	ACPO	DfT	DfT		
0000	19	0	18	0	1	0	0	0	0	0	0	0	0	1	5.3	1	5.3	0	0	33.6	36.7
0100	12	0	9	0	3	0	0	0	0	0	0	0	0	0	0	0	0	0	0	31.9	34
0200	10	0	7	0	3	0	0	0	0	0	0	0	0	1	10	0	0	0	0	32	-
0300	10	0	8	0	2	0	0	0	0	0	0	0	0	2	20	0	0	0	0	34.5	-
0400	4	0	3	0	0	1	0	0	0	0	0	0	0	0	0	0	0	0	0	29.5	-
0500	21	0	19	0	2	0	0	0	0	0	0	0	0	4	19	0	0	0	0	34.8	40.3
0600	31	1	25	0	4	1	0	0	0	0	0	0	0	4	12.9	0	0	0	0	33	37.8
0700	103	1	83	1	17	0	0	0	0	1	0	0	0	1	1	0	0	0	0	31	34.9
0800	179	4	159	1	15	0	0	0	0	0	0	0	0	3	1.7	1	0.6	0	0	31	35.1
0900	207	1	175	0	27	1	1	1	1	0	0	0	0	7	3.4	1	0.5	0	0	30	35.1
1000	215	0	189	2	24	0	0	0	0	0	0	0	0	6	2.8	0	0	0	0	29.9	34.2
1100	**238**	**0**	**210**	**2**	**24**	**0**	**0**	**1**	**0**	**1**	**0**	**0**	**0**	**0**	**0**	**0**	**0**	**0**	**0**	**29.1**	**34.2**
1200	225	1	205	0	18	1	0	0	0	0	0	0	0	4	1.8	0	0	0	0	30	33.8
1300	**260**	**2**	**224**	**0**	**31**	**1**	**0**	**0**	**0**	**0**	**2**	**0**	**0**	**0**	**0**	**0**	**0**	**0**	**0**	**29.6**	**33.6**
1400	226	2	201	0	22	1	0	0	0	0	0	0	0	6	2.7	0	0	0	0	30.6	35.1
1500	228	6	194	1	24	2	0	0	1	0	0	0	0	5	2.2	2	0.9	0	0	29.7	34.7
1600	256	9	217	3	26	1	0	0	0	0	0	0	0	5	2	1	0.4	0	0	29.4	34.7
1700	255	18	221	2	14	0	0	0	0	0	0	0	0	4	1.6	0	0	0	0	30	36.2
1800	226	9	194	0	21	0	0	0	2	0	0	0	0	1	0.4	0	0	0	0	28.3	33.6
1900	25	0	21	0	4	0	0	0	0	0	0	0	0	0	0	0	0	0	0	30.2	33.3
2000	0	0	0	0	0	0	0	0	0	0	0	0	0	0	0	0	0	0	0	-	-
2100	0	0	0	0	0	0	0	0	0	0	0	0	0	0	0	0	0	0	0	-	-
2200	37	0	32	0	5	0	0	0	0	0	0	0	0	2	5.4	0	0	0	0	29.2	33.3
2300	35	1	28	0	6	0	0	0	0	0	0	0	0	2	5.7	1	2.9	0	0	30.8	37.4
07-19	**2618**	**53**	**2272**	**12**	**263**	**7**	**1**	**2**	**4**	**2**	**2**	**0**	**0**	**42**	**1.6**	**5**	**0.2**	**0**	**0**	**29.8**	**34.7**
06-22	**2674**	**54**	**2318**	**12**	**271**	**8**	**1**	**2**	**4**	**2**	**2**	**0**	**0**	**46**	**1.7**	**5**	**0.2**	**0**	**0**	**29.8**	**34.7**
06-00	**2746**	**55**	**2378**	**12**	**282**	**8**	**1**	**2**	**4**	**2**	**2**	**0**	**0**	**50**	**1.8**	**6**	**0.2**	**0**	**0**	**29.8**	**34.7**
00-00	**2822**	**55**	**2442**	**12**	**293**	**9**	**1**	**2**	**4**	**2**	**2**	**0**	**0**	**58**	**2.1**	**7**	**0.2**	**0**	**0**	**29.9**	**34.9**

Site 3
Location Milton Road East - approx 100 metres west of A199
Direction East

6022 / Musselburgh
February 2016
Automatic Traffic Count

Virtual Day (7)

Time	Total	Classification												>PSL	>PSL%	>SL1	>SL1%	>SL2	>SL2%	Mean	Vpp
		1	2	3	4	5	6	7	8	9	10	11	12	40	40	46	46	55	55		85
		MCL	SV	SVT	TB2	TB3	T4	ART3	ART4	ART5	ART6	BD	DRT			ACPO	ACPO	DfT	DfT		
0000	35	0	30	0	6	0	0	0	0	0	0	0	0	4	11.3	1	1.6	0	0	33.4	38
0100	20	0	17	0	3	0	0	0	0	0	0	0	0	2	10.7	0	1.4	0	0.7	33.9	38.9
0200	17	0	14	0	3	0	0	0	0	0	0	0	0	2	11.1	1	3.4	0	0	34.4	38.9
0300	15	0	11	0	4	0	0	0	0	0	0	0	0	1	9.8	0	0	0	0	34.4	38.5
0400	10	0	9	0	2	0	0	0	0	0	0	0	0	2	21.9	1	11	0	2.7	35.2	41.4
0500	20	1	15	0	3	1	0	0	0	0	0	0	0	3	14.6	0	1.5	0	0	34	39.8
0600	31	1	26	0	4	0	0	0	0	0	0	0	0	2	7.8	0	0.5	0	0	32.4	37.4
0700	96	1	80	0	13	0	0	0	0	1	0	0	0	4	4.3	1	0.6	0	0	31.4	36
0800	179	4	160	1	14	0	0	0	0	0	0	0	0	7	4.1	1	0.3	0	0	31.6	36.2
0900	216	4	189	1	19	0	1	0	0	0	0	0	0	3	1.5	0	0.1	0	0	30.3	34.7
1000	248	3	221	1	21	0	1	0	0	0	0	0	0	5	1.8	0	0.1	0	0	30.3	34.9
1100	**254**	**2**	**226**	**1**	**22**	**1**	**0**	**0**	**0**	**0**	**1**	**0**	**0**	**4**	**1.5**	**0**	**0.2**	**0**	**0.1**	**30.4**	**34.9**
1200	268	3	246	0	17	0	0	0	0	0	0	0	0	7	2.5	1	0.3	0	0	30.6	34.9
1300	281	3	258	1	18	0	0	0	0	0	1	0	0	5	1.8	0	0.1	0	0	30.3	34.9
1400	**288**	**3**	**261**	**0**	**22**	**1**	**0**	**0**	**0**	**0**	**0**	**0**	**0**	**6**	**2**	**0**	**0.1**	**0**	**0**	**30.4**	**34.7**
1500	284	4	261	2	16	0	0	0	0	0	0	0	0	6	2	0	0.2	0	0	30.8	35.1
1600	275	7	250	2	16	0	0	0	0	0	0	0	0	6	2.2	1	0.3	0	0	30.2	35.1
1700	272	10	247	2	14	0	0	0	0	0	0	0	0	5	1.8	1	0.3	0	0.1	30.1	34.9
1800	255	7	228	1	17	0	0	0	0	0	0	0	0	3	1.3	0	0.1	0	0	28.4	33.1
1900	166	2	154	0	10	0	0	0	0	0	0	0	0	4	2.5	1	0.3	0	0.1	29.9	34.7
2000	122	2	110	1	9	0	0	0	0	0	0	0	0	4	3.4	0	0.2	0	0	30.9	35.6
2100	97	1	86	0	9	0	0	0	0	0	0	0	0	4	4.6	1	1.5	0	0.1	31.8	36.2
2200	82	1	74	0	7	0	0	0	0	0	0	0	0	5	5.9	1	1	0	0	32	36.5
2300	49	1	40	0	8	0	0	0	0	0	0	0	0	2	4.7	1	2.1	0	0	31.6	36.5
07-19	**2915**	**50**	**2628**	**12**	**210**	**4**	**4**	**1**	**2**	**2**	**2**	**0**	**0**	**61**	**2.1**	**5**	**0.2**	**0**	**0**	**30.3**	**34.9**
06-22	**3331**	**56**	**3004**	**14**	**241**	**5**	**4**	**1**	**2**	**3**	**2**	**0**	**0**	**76**	**2.3**	**8**	**0.2**	**1**	**0**	**30.4**	**34.9**
06-00	**3462**	**57**	**3118**	**14**	**256**	**5**	**4**	**1**	**2**	**3**	**2**	**0**	**0**	**83**	**2.4**	**10**	**0.3**	**1**	**0**	**30.4**	**35.1**
00-00	**3578**	**58**	**3213**	**14**	**276**	**5**	**4**	**1**	**2**	**3**	**3**	**0**	**0**	**98**	**2.7**	**12**	**0.3**	**1**	**0**	**30.5**	**35.3**

Site 3
Location Milton Road East - approx 100 metres west of A199
Direction East

6022 / Musselburgh
February 2016
Automatic Traffic Count

Virtual Week (1)

Time	Total	Classification												>PSL	>PSL%	>SL1	>SL1%	>SL2	>SL2%	Mean	Vpp
		1 MCL	2 SV	3 SVT	4 TB2	5 TB3	6 T4	7 ART3	8 ART4	9 ART5	10 ART6	11 BD	12 DRT	40	40	46 ACPO	46 ACPO	55 DfT	55 DfT		85
Mon	2822	55	2442	12	293	9	1	2	4	2	2	0	0	58	2.1	7	0.2	0	0	29.9	34.9
Tue	4236	72	3809	27	309	3	2	2	4	3	4	1	0	93	2.2	10	0.2	1	0	30.1	34.9
Wed	3975	75	3555	9	315	6	9	1	0	1	4	0	0	124	3.1	17	0.4	2	0.1	30.6	35.3
Thu	3852	73	3456	16	286	9	2	1	2	2	3	0	2	102	2.6	10	0.3	0	0	30.4	35.1
Fri	3837	42	3436	17	317	5	7	1	1	9	2	0	0	93	2.4	15	0.4	3	0.1	30.7	35.1
| Sat	3375	50	3053	8	250	5	4	0	0	1	3	1	0	130	3.9	18	0.5	0	0	31	35.6
| Sun	2952	41	2738	7	159	1	4	0	1	0	1	0	0	84	2.8	10	0.3	2	0.1	31.1	35.6
5 Day Ave.	**3744**	**63**	**3340**	**16**	**304**	**6**	**4**	**1**	**2**	**3**	**3**	**0**	**0**	**94**	**2.5**	**12**	**0.3**	**1**	**0.0**	**30.3**	**35.1**
7 Day Ave.	**3578**	**58**	**3213**	**14**	**276**	**5**	**4**	**1**	**2**	**3**	**3**	**0**	**0**	**98**	**2.7**	**12**	**0.3**	**1**	**0.0**	**30.5**	**35.3**
--	**25049**	**408**	**22489**	**96**	**1929**	**38**	**29**	**7**	**12**	**18**	**19**	**2**	**2**	**684**	**2.7**	**87**	**0.3**	**8**	**0.0**	**30.5**	**35.3**

Summary Graphs

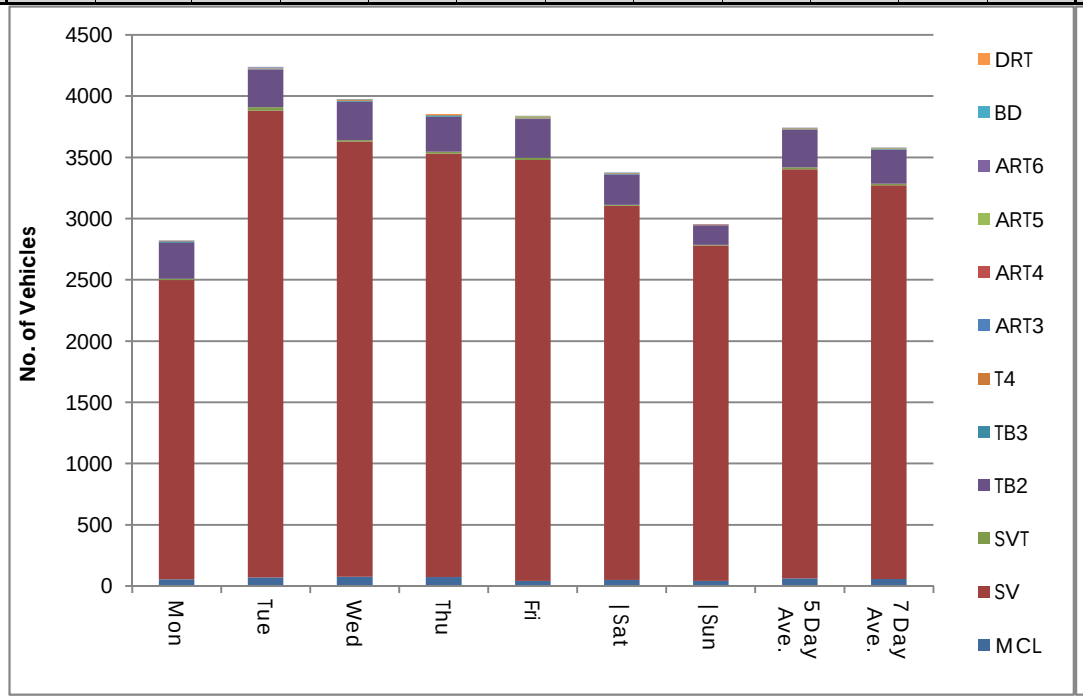

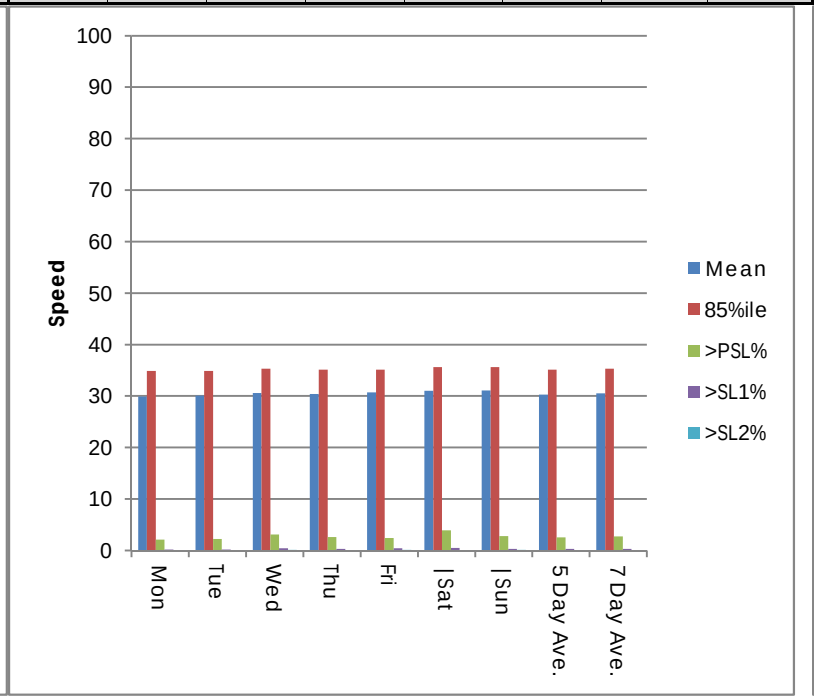

Nationwide Data Collection
for
Sam Shortt Consulting

Site 3
Location Milton Road East - approx 100 metres west of A199
Direction East

Tuesday, 23 February 2016

6022 / Musselburgh
February 2016
Automatic Traffic Count

Time	Total	Speed Bins (mph)																											
		0 - 5	5 - 10	10 - 15	15 - 20	20 - 25	25 - 30	30 - 35	35 - 40	40 - 45	45 - 50	50 - 55	55 - 60	60 - 65	65 - 70	70 - 75	75 - 80	80 - 85	85 - 90	90 - 95	95 - 100	100 - 105	105 - 110	110 - 115	115 - 120	120 - 125	125 - 130	130 - 135	135 - 140
0000	27	0	0	0	0	1	6	8	10	2	0	0	0	0	0	0	0	0	0	0	0	0	0	0	0	0	0	0	0
0100	10	0	0	0	0	0	1	4	3	1	1	0	0	0	0	0	0	0	0	0	0	0	0	0	0	0	0	0	0
0200	9	0	0	0	0	0	1	2	5	0	1	0	0	0	0	0	0	0	0	0	0	0	0	0	0	0	0	0	0
0300	5	0	0	0	0	0	1	0	3	1	0	0	0	0	0	0	0	0	0	0	0	0	0	0	0	0	0	0	0
0400	8	0	0	0	0	0	0	3	3	2	0	0	0	0	0	0	0	0	0	0	0	0	0	0	0	0	0	0	0
0500	18	0	0	0	0	1	3	6	4	4	0	0	0	0	0	0	0	0	0	0	0	0	0	0	0	0	0	0	0
0600	40	0	0	0	1	2	8	16	8	4	1	0	0	0	0	0	0	0	0	0	0	0	0	0	0	0	0	0	0
0700	144	0	0	1	3	13	39	51	30	7	0	0	0	0	0	0	0	0	0	0	0	0	0	0	0	0	0	0	0
0800	242	0	0	0	3	17	72	111	32	6	1	0	0	0	0	0	0	0	0	0	0	0	0	0	0	0	0	0	0
0900	256	0	0	0	6	25	77	111	34	3	0	0	0	0	0	0	0	0	0	0	0	0	0	0	0	0	0	0	0
1000	255	0	0	0	1	23	79	111	38	3	0	0	0	0	0	0	0	0	0	0	0	0	0	0	0	0	0	0	0
1100	**287**	**0**	**0**	**1**	**2**	**18**	**91**	**123**	**46**	**5**	**0**	**0**	**0**	**0**	**0**	**0**	**0**	**0**	**0**	**0**	**0**	**0**	**0**	**1**	**0**	**0**	**0**	**0**	**0**
1200	297	0	0	5	5	30	108	105	36	8	0	0	0	0	0	0	0	0	0	0	0	0	0	0	0	0	0	0	0
1300	323	0	0	0	11	33	118	117	40	4	0	0	0	0	0	0	0	0	0	0	0	0	0	0	0	0	0	0	0
1400	294	0	0	0	2	26	106	119	36	4	1	0	0	0	0	0	0	0	0	0	0	0	0	0	0	0	0	0	0
1500	342	0	0	1	8	33	106	140	50	2	1	1	0	0	0	0	0	0	0	0	0	0	0	0	0	0	0	0	0
1600	335	0	2	4	33	41	124	92	33	5	1	0	0	0	0	0	0	0	0	0	0	0	0	0	0	0	0	0	0
1700	339	0	0	3	15	60	99	117	40	3	2	0	0	0	0	0	0	0	0	0	0	0	0	0	0	0	0	0	0
1800	**344**	**0**	**0**	**13**	**18**	**63**	**131**	**94**	**22**	**3**	**0**	**0**	**0**	**0**	**0**	**0**	**0**	**0**	**0**	**0**	**0**	**0**	**0**	**0**	**0**	**0**	**0**	**0**	**0**
1900	236	0	0	1	11	36	86	77	24	1	0	0	0	0	0	0	0	0	0	0	0	0	0	0	0	0	0	0	0
2000	164	0	0	0	1	18	49	65	25	6	0	0	0	0	0	0	0	0	0	0	0	0	0	0	0	0	0	0	0
2100	129	0	1	0	1	10	37	56	21	2	1	0	0	0	0	0	0	0	0	0	0	0	0	0	0	0	0	0	0
2200	91	0	0	1	0	5	15	51	15	3	1	0	0	0	0	0	0	0	0	0	0	0	0	0	0	0	0	0	0
2300	41	0	0	0	0	4	10	17	9	1	0	0	0	0	0	0	0	0	0	0	0	0	0	0	0	0	0	0	0
07-19	**3458**	**0**	**2**	**28**	**107**	**382**	**1150**	**1291**	**437**	**53**	**6**	**1**	**0**	**0**	**0**	**0**	**0**	**0**	**0**	**0**	**0**	**0**	**0**	**1**	**0**	**0**	**0**	**0**	**0**
06-22	**4027**	**0**	**3**	**29**	**121**	**448**	**1330**	**1505**	**515**	**66**	**8**	**1**	**0**	**0**	**0**	**0**	**0**	**0**	**0**	**0**	**0**	**0**	**0**	**1**	**0**	**0**	**0**	**0**	**0**
06-00	**4159**	**0**	**3**	**30**	**121**	**457**	**1355**	**1573**	**539**	**70**	**9**	**1**	**0**	**0**	**0**	**0**	**0**	**0**	**0**	**0**	**0**	**0**	**0**	**1**	**0**	**0**	**0**	**0**	**0**
00-00	**4236**	**0**	**3**	**30**	**121**	**459**	**1367**	**1596**	**567**	**80**	**11**	**1**	**0**	**0**	**0**	**0**	**0**	**0**	**0**	**0**	**0**	**0**	**0**	**1**	**0**	**0**	**0**	**0**	**0**

Nationwide Data Collection
for
Sam Shortt Consulting

Site 3
Location Milton Road East - approx 100 metres west of A199
Direction East

6022 / Musselburgh
February 2016
Automatic Traffic Count

Wednesday, 24 February 2016

Time	Total	Speed Bins (mph)																											
		0 - 5	5 - 10	10 - 15	15 - 20	20 - 25	25 - 30	30 - 35	35 - 40	40 - 45	45 - 50	50 - 55	55 - 60	60 - 65	65 - 70	70 - 75	75 - 80	80 - 85	85 - 90	90 - 95	95 - 100	100 - 105	105 - 110	110 - 115	115 - 120	120 - 125	125 - 130	130 - 135	135 - 140
0000	27	0	1	0	0	0	2	11	4	7	2	0	0	0	0	0	0	0	0	0	0	0	0	0	0	0	0	0	0
0100	13	0	0	0	0	0	2	5	3	3	0	0	0	0	0	0	0	0	0	0	0	0	0	0	0	0	0	0	0
0200	3	0	0	0	0	0	0	2	1	0	0	0	0	0	0	0	0	0	0	0	0	0	0	0	0	0	0	0	0
0300	7	0	0	0	0	0	0	3	3	1	0	0	0	0	0	0	0	0	0	0	0	0	0	0	0	0	0	0	0
0400	10	0	0	0	0	0	1	2	1	2	1	1	1	1	0	0	0	0	0	0	0	0	0	0	0	0	0	0	0
0500	18	0	0	0	0	2	3	2	9	1	1	0	0	0	0	0	0	0	0	0	0	0	0	0	0	0	0	0	0
0600	42	0	0	0	0	3	9	23	5	2	0	0	0	0	0	0	0	0	0	0	0	0	0	0	0	0	0	0	0
0700	141	0	0	0	4	13	42	57	19	5	1	0	0	0	0	0	0	0	0	0	0	0	0	0	0	0	0	0	0
0800	233	0	0	0	12	8	66	86	44	17	0	0	0	0	0	0	0	0	0	0	0	0	0	0	0	0	0	0	0
0900	241	0	0	0	3	28	92	91	24	3	0	0	0	0	0	0	0	0	0	0	0	0	0	0	0	0	0	0	0
1000	263	0	1	1	9	34	80	99	35	3	1	0	0	0	0	0	0	0	0	0	0	0	0	0	0	0	0	0	0
1100	**269**	**0**	**0**	**0**	**4**	**18**	**84**	**122**	**36**	**5**	**0**	**0**	**0**	**0**	**0**	**0**	**0**	**0**	**0**	**0**	**0**	**0**	**0**	**0**	**0**	**0**	**0**	**0**	**0**
1200	258	0	0	0	4	21	86	97	41	7	2	0	0	0	0	0	0	0	0	0	0	0	0	0	0	0	0	0	0
1300	259	0	1	1	0	22	80	113	37	5	0	0	0	0	0	0	0	0	0	0	0	0	0	0	0	0	0	0	0
1400	**308**	**0**	**0**	**0**	**4**	**35**	**103**	**121**	**41**	**3**	**1**	**0**	**0**	**0**	**0**	**0**	**0**	**0**	**0**	**0**	**0**	**0**	**0**	**0**	**0**	**0**	**0**	**0**	**0**
1500	290	0	1	0	5	36	87	115	44	2	0	0	0	0	0	0	0	0	0	0	0	0	0	0	0	0	0	0	0
1600	301	0	0	0	5	21	83	130	56	4	2	0	0	0	0	0	0	0	0	0	0	0	0	0	0	0	0	0	0
1700	302	0	0	0	18	36	102	113	29	3	1	0	0	0	0	0	0	0	0	0	0	0	0	0	0	0	0	0	0
1800	306	0	2	6	15	62	112	92	13	3	1	0	0	0	0	0	0	0	0	0	0	0	0	0	0	0	0	0	0
1900	237	0	0	0	6	15	100	84	28	4	0	0	0	0	0	0	0	0	0	0	0	0	0	0	0	0	0	0	0
2000	165	0	0	0	6	9	43	65	36	5	1	0	0	0	0	0	0	0	0	0	0	0	0	0	0	0	0	0	0
2100	134	0	2	0	2	9	35	55	24	5	1	1	0	0	0	0	0	0	0	0	0	0	0	0	0	0	0	0	0
2200	108	0	0	0	1	10	18	42	27	7	3	0	0	0	0	0	0	0	0	0	0	0	0	0	0	0	0	0	0
2300	40	0	0	0	0	4	8	14	9	3	2	0	0	0	0	0	0	0	0	0	0	0	0	0	0	0	0	0	0
07-19	**3171**	**0**	**5**	**8**	**83**	**334**	**1017**	**1236**	**419**	**60**	**9**	**0**	**0**	**0**	**0**	**0**	**0**	**0**	**0**	**0**	**0**	**0**	**0**	**0**	**0**	**0**	**0**	**0**	**0**
06-22	**3749**	**0**	**7**	**8**	**97**	**370**	**1204**	**1463**	**512**	**76**	**11**	**1**	**0**	**0**	**0**	**0**	**0**	**0**	**0**	**0**	**0**	**0**	**0**	**0**	**0**	**0**	**0**	**0**	**0**
06-00	**3897**	**0**	**7**	**8**	**98**	**384**	**1230**	**1519**	**548**	**86**	**16**	**1**	**0**	**0**	**0**	**0**	**0**	**0**	**0**	**0**	**0**	**0**	**0**	**0**	**0**	**0**	**0**	**0**	**0**
00-00	**3975**	**0**	**8**	**8**	**98**	**386**	**1238**	**1544**	**569**	**100**	**20**	**2**	**1**	**1**	**0**	**0**	**0**	**0**	**0**	**0**	**0**	**0**	**0**	**0**	**0**	**0**	**0**	**0**	**0**

Nationwide Data Collection
for
Sam Shortt Consulting

Site 3
Location Milton Road East - approx 100 metres west of A199
Direction East

6022 / Musselburgh
February 2016
Automatic Traffic Count

Thursday, 25 February 2016

Time	Total	Speed Bins (mph)																											
		0 - 5	5 - 10	10 - 15	15 - 20	20 - 25	25 - 30	30 - 35	35 - 40	40 - 45	45 - 50	50 - 55	55 - 60	60 - 65	65 - 70	70 - 75	75 - 80	80 - 85	85 - 90	90 - 95	95 - 100	100 - 105	105 - 110	110 - 115	115 - 120	120 - 125	125 - 130	130 - 135	135 - 140
0000	27	0	0	0	0	2	4	9	8	4	0	0	0	0	0	0	0	0	0	0	0	0	0	0	0	0	0	0	0
0100	12	0	0	0	0	1	4	3	3	1	0	0	0	0	0	0	0	0	0	0	0	0	0	0	0	0	0	0	0
0200	8	0	0	1	0	0	1	1	2	3	0	0	0	0	0	0	0	0	0	0	0	0	0	0	0	0	0	0	0
0300	10	0	0	1	0	0	0	4	5	0	0	0	0	0	0	0	0	0	0	0	0	0	0	0	0	0	0	0	0
0400	8	0	0	0	0	0	1	3	3	0	1	0	0	0	0	0	0	0	0	0	0	0	0	0	0	0	0	0	0
0500	21	0	0	0	0	4	2	6	5	2	2	0	0	0	0	0	0	0	0	0	0	0	0	0	0	0	0	0	0
0600	36	0	0	0	0	3	4	17	8	4	0	0	0	0	0	0	0	0	0	0	0	0	0	0	0	0	0	0	0
0700	105	0	0	0	1	7	29	49	14	4	1	0	0	0	0	0	0	0	0	0	0	0	0	0	0	0	0	0	0
0800	223	0	0	0	2	18	53	102	41	6	1	0	0	0	0	0	0	0	0	0	0	0	0	0	0	0	0	0	0
0900	268	0	0	0	8	36	87	110	25	1	1	0	0	0	0	0	0	0	0	0	0	0	0	0	0	0	0	0	0
1000	**274**	**0**	**0**	**2**	**15**	**28**	**71**	**117**	**36**	**4**	**1**	**0**	**0**	**0**	**0**	**0**	**0**	**0**	**0**	**0**	**0**	**0**	**0**	**0**	**0**	**0**	**0**	**0**	**0**
1100	251	0	0	0	8	26	72	102	37	6	0	0	0	0	0	0	0	0	0	0	0	0	0	0	0	0	0	0	0
1200	254	0	0	0	0	18	73	124	35	4	0	0	0	0	0	0	0	0	0	0	0	0	0	0	0	0	0	0	0
1300	276	0	0	1	10	28	82	106	42	5	2	0	0	0	0	0	0	0	0	0	0	0	0	0	0	0	0	0	0
1400	290	0	0	0	7	34	93	105	46	4	1	0	0	0	0	0	0	0	0	0	0	0	0	0	0	0	0	0	0
1500	277	0	0	0	2	23	81	131	32	8	0	0	0	0	0	0	0	0	0	0	0	0	0	0	0	0	0	0	0
1600	**308**	**0**	**0**	**2**	**6**	**46**	**97**	**110**	**42**	**5**	**0**	**0**	**0**	**0**	**0**	**0**	**0**	**0**	**0**	**0**	**0**	**0**	**0**	**0**	**0**	**0**	**0**	**0**	**0**
1700	304	0	0	2	10	41	105	115	25	5	0	1	0	0	0	0	0	0	0	0	0	0	0	0	0	0	0	0	0
1800	291	0	0	3	15	71	106	75	17	4	0	0	0	0	0	0	0	0	0	0	0	0	0	0	0	0	0	0	0
1900	191	0	0	0	1	20	66	72	26	5	1	0	0	0	0	0	0	0	0	0	0	0	0	0	0	0	0	0	0
2000	163	0	0	0	4	21	41	67	24	4	2	0	0	0	0	0	0	0	0	0	0	0	0	0	0	0	0	0	0
2100	126	0	0	0	0	15	40	46	22	2	1	0	0	0	0	0	0	0	0	0	0	0	0	0	0	0	0	0	0
2200	84	0	0	0	0	5	24	39	14	2	0	0	0	0	0	0	0	0	0	0	0	0	0	0	0	0	0	0	0
2300	45	0	0	1	0	5	8	18	9	1	0	3	0	0	0	0	0	0	0	0	0	0	0	0	0	0	0	0	0
07-19	**3121**	**0**	**0**	**10**	**84**	**376**	**949**	**1246**	**392**	**56**	**7**	**1**	**0**	**0**	**0**	**0**	**0**	**0**	**0**	**0**	**0**	**0**	**0**	**0**	**0**	**0**	**0**	**0**	**0**
06-22	**3637**	**0**	**0**	**10**	**89**	**435**	**1100**	**1448**	**472**	**71**	**11**	**1**	**0**	**0**	**0**	**0**	**0**	**0**	**0**	**0**	**0**	**0**	**0**	**0**	**0**	**0**	**0**	**0**	**0**
06-00	**3766**	**0**	**0**	**11**	**89**	**445**	**1132**	**1505**	**495**	**74**	**11**	**4**	**0**	**0**	**0**	**0**	**0**	**0**	**0**	**0**	**0**	**0**	**0**	**0**	**0**	**0**	**0**	**0**	**0**
00-00	**3852**	**0**	**0**	**13**	**89**	**452**	**1144**	**1531**	**521**	**84**	**14**	**4**	**0**	**0**	**0**	**0**	**0**	**0**	**0**	**0**	**0**	**0**	**0**	**0**	**0**	**0**	**0**	**0**	**0**

Nationwide Data Collection
for
Sam Shortt Consulting

Site 3
Location Milton Road East - approx 100 metres west of A199
Direction East

6022 / Musselburgh
February 2016
Automatic Traffic Count

Friday, 26 February 2016

Time	Total	Speed Bins (mph)																											
		0 - 5	5 - 10	10 - 15	15 - 20	20 - 25	25 - 30	30 - 35	35 - 40	40 - 45	45 - 50	50 - 55	55 - 60	60 - 65	65 - 70	70 - 75	75 - 80	80 - 85	85 - 90	90 - 95	95 - 100	100 - 105	105 - 110	110 - 115	115 - 120	120 - 125	125 - 130	130 - 135	135 - 140
0000	15	0	0	0	2	2	1	9	1	0	0	0	0	0	0	0	0	0	0	0	0	0	0	0	0	0	0	0	0
0100	12	0	0	0	0	1	2	7	1	0	0	0	1	0	0	0	0	0	0	0	0	0	0	0	0	0	0	0	0
0200	8	0	0	0	0	0	0	6	2	0	0	0	0	0	0	0	0	0	0	0	0	0	0	0	0	0	0	0	0
0300	5	0	0	0	0	0	1	2	2	0	0	0	0	0	0	0	0	0	0	0	0	0	0	0	0	0	0	0	0
0400	12	0	0	0	0	2	1	2	5	2	0	0	0	0	0	0	0	0	0	0	0	0	0	0	0	0	0	0	0
0500	23	0	0	0	0	2	3	7	9	1	1	0	0	0	0	0	0	0	0	0	0	0	0	0	0	0	0	0	0
0600	29	0	0	0	1	1	10	13	4	0	0	0	0	0	0	0	0	0	0	0	0	0	0	0	0	0	0	0	0
0700	112	0	0	2	5	1	39	36	25	2	2	0	0	0	0	0	0	0	0	0	0	0	0	0	0	0	0	0	0
0800	202	0	0	0	0	18	48	87	43	4	2	0	0	0	0	0	0	0	0	0	0	0	0	0	0	0	0	0	0
0900	241	0	0	0	1	29	85	93	29	4	0	0	0	0	0	0	0	0	0	0	0	0	0	0	0	0	0	0	0
1000	237	0	0	0	4	19	88	93	30	3	0	0	0	0	0	0	0	0	0	0	0	0	0	0	0	0	0	0	0
1100	**272**	**0**	**0**	**0**	**2**	**31**	**98**	**111**	**27**	**3**	**0**	**0**	**0**	**0**	**0**	**0**	**0**	**0**	**0**	**0**	**0**	**0**	**0**	**0**	**0**	**0**	**0**	**0**	**0**
1200	264	0	0	0	1	15	84	117	37	7	3	0	0	0	0	0	0	0	0	0	0	0	0	0	0	0	0	0	0
1300	289	0	0	0	2	31	102	115	36	3	0	0	0	0	0	0	0	0	0	0	0	0	0	0	0	0	0	0	0
1400	314	0	0	0	6	34	102	136	30	6	0	0	0	0	0	0	0	0	0	0	0	0	0	0	0	0	0	0	0
1500	**351**	**0**	**0**	**1**	**1**	**27**	**84**	**178**	**53**	**6**	**1**	**0**	**0**	**0**	**0**	**0**	**0**	**0**	**0**	**0**	**0**	**0**	**0**	**0**	**0**	**0**	**0**	**0**	**0**
1600	297	0	0	0	6	22	101	128	35	4	1	0	0	0	0	0	0	0	0	0	0	0	0	0	0	0	0	0	0
1700	287	0	0	0	4	24	92	123	40	3	1	0	0	0	0	0	0	0	0	0	0	0	0	0	0	0	0	0	0
1800	236	0	0	1	5	32	98	78	15	7	0	0	0	0	0	0	0	0	0	0	0	0	0	0	0	0	0	0	0
1900	196	0	2	0	3	29	73	63	19	5	1	0	0	1	0	0	0	0	0	0	0	0	0	0	0	0	0	0	0
2000	147	0	0	0	3	13	43	57	24	7	0	0	0	0	0	0	0	0	0	0	0	0	0	0	0	0	0	0	0
2100	115	0	0	1	1	3	32	47	25	3	2	0	1	0	0	0	0	0	0	0	0	0	0	0	0	0	0	0	0
2200	101	0	0	1	0	6	29	44	16	4	1	0	0	0	0	0	0	0	0	0	0	0	0	0	0	0	0	0	0
2300	72	0	0	0	1	7	15	35	13	1	0	0	0	0	0	0	0	0	0	0	0	0	0	0	0	0	0	0	0
07-19	**3102**	**0**	**0**	**4**	**37**	**283**	**1021**	**1295**	**400**	**52**	**10**	**0**	**0**	**0**	**0**	**0**	**0**	**0**	**0**	**0**	**0**	**0**	**0**	**0**	**0**	**0**	**0**	**0**	**0**
06-22	**3589**	**0**	**2**	**5**	**45**	**329**	**1179**	**1475**	**472**	**67**	**13**	**0**	**1**	**1**	**0**	**0**	**0**	**0**	**0**	**0**	**0**	**0**	**0**	**0**	**0**	**0**	**0**	**0**	**0**
06-00	**3762**	**0**	**2**	**6**	**46**	**342**	**1223**	**1554**	**501**	**72**	**14**	**0**	**1**	**1**	**0**	**0**	**0**	**0**	**0**	**0**	**0**	**0**	**0**	**0**	**0**	**0**	**0**	**0**	**0**
00-00	**3837**	**0**	**2**	**6**	**48**	**349**	**1231**	**1587**	**521**	**75**	**15**	**0**	**2**	**1**	**0**	**0**	**0**	**0**	**0**	**0**	**0**	**0**	**0**	**0**	**0**	**0**	**0**	**0**	**0**

Nationwide Data Collection
for
Sam Shortt Consulting

Site 3
Location Milton Road East - approx 100 metres west of A199
Direction East

6022 / Musselburgh
February 2016
Automatic Traffic Count

Saturday, 27 February 2016

Time	Total	Speed Bins (mph)																											
		0 - 5	5 - 10	10 - 15	15 - 20	20 - 25	25 - 30	30 - 35	35 - 40	40 - 45	45 - 50	50 - 55	55 - 60	60 - 65	65 - 70	70 - 75	75 - 80	80 - 85	85 - 90	90 - 95	95 - 100	100 - 105	105 - 110	110 - 115	115 - 120	120 - 125	125 - 130	130 - 135	135 - 140
0000	59	0	0	0	1	3	13	26	10	6	0	0	0	0	0	0	0	0	0	0	0	0	0	0	0	0	0	0	0
0100	35	0	0	0	0	1	4	20	7	2	1	0	0	0	0	0	0	0	0	0	0	0	0	0	0	0	0	0	0
0200	22	0	0	0	0	0	2	11	4	3	2	0	0	0	0	0	0	0	0	0	0	0	0	0	0	0	0	0	0
0300	31	0	0	0	0	1	3	9	13	5	0	0	0	0	0	0	0	0	0	0	0	0	0	0	0	0	0	0	0
0400	8	0	0	0	0	1	1	2	0	1	3	0	0	0	0	0	0	0	0	0	0	0	0	0	0	0	0	0	0
0500	19	0	0	0	0	2	3	10	3	1	0	0	0	0	0	0	0	0	0	0	0	0	0	0	0	0	0	0	0
0600	31	0	0	0	0	2	9	10	9	1	0	0	0	0	0	0	0	0	0	0	0	0	0	0	0	0	0	0	0
0700	42	0	0	0	0	3	9	17	8	3	1	1	0	0	0	0	0	0	0	0	0	0	0	0	0	0	0	0	0
0800	115	0	0	1	0	8	18	53	26	8	0	1	0	0	0	0	0	0	0	0	0	0	0	0	0	0	0	0	0
0900	183	0	0	0	1	13	47	96	25	1	0	0	0	0	0	0	0	0	0	0	0	0	0	0	0	0	0	0	0
1000	**277**	**0**	**0**	**1**	**4**	**34**	**95**	**102**	**33**	**8**	**0**	**0**	**0**	**0**	**0**	**0**	**0**	**0**	**0**	**0**	**0**	**0**	**0**	**0**	**0**	**0**	**0**	**0**	**0**
1100	249	0	0	0	11	24	88	93	31	2	0	0	0	0	0	0	0	0	0	0	0	0	0	0	0	0	0	0	0
1200	**319**	**0**	**0**	**0**	**6**	**33**	**112**	**120**	**43**	**5**	**0**	**0**	**0**	**0**	**0**	**0**	**0**	**0**	**0**	**0**	**0**	**0**	**0**	**0**	**0**	**0**	**0**	**0**	**0**
1300	288	0	1	2	9	26	78	117	43	11	1	0	0	0	0	0	0	0	0	0	0	0	0	0	0	0	0	0	0
1400	278	0	0	0	8	20	93	114	35	6	2	0	0	0	0	0	0	0	0	0	0	0	0	0	0	0	0	0	0
1500	241	0	0	1	2	16	57	110	44	10	1	0	0	0	0	0	0	0	0	0	0	0	0	0	0	0	0	0	0
1600	199	0	0	0	5	9	59	85	30	8	2	1	0	0	0	0	0	0	0	0	0	0	0	0	0	0	0	0	0
1700	223	0	0	0	5	9	72	98	32	5	2	0	0	0	0	0	0	0	0	0	0	0	0	0	0	0	0	0	0
1800	222	0	0	3	5	29	72	83	28	2	0	0	0	0	0	0	0	0	0	0	0	0	0	0	0	0	0	0	0
1900	161	0	0	1	5	23	50	61	17	2	2	0	0	0	0	0	0	0	0	0	0	0	0	0	0	0	0	0	0
2000	115	0	0	0	0	6	49	49	10	1	0	0	0	0	0	0	0	0	0	0	0	0	0	0	0	0	0	0	0
2100	89	0	0	0	0	9	13	39	20	6	2	0	0	0	0	0	0	0	0	0	0	0	0	0	0	0	0	0	0
2200	92	0	0	0	1	4	36	28	14	6	2	1	0	0	0	0	0	0	0	0	0	0	0	0	0	0	0	0	0
2300	77	0	0	0	0	4	22	33	16	1	1	0	0	0	0	0	0	0	0	0	0	0	0	0	0	0	0	0	0
07-19	**2636**	**0**	**1**	**8**	**56**	**224**	**800**	**1088**	**378**	**69**	**9**	**3**	**0**	**0**	**0**	**0**	**0**	**0**	**0**	**0**	**0**	**0**	**0**	**0**	**0**	**0**	**0**	**0**	**0**
06-22	**3032**	**0**	**1**	**9**	**61**	**264**	**921**	**1247**	**434**	**79**	**13**	**3**	**0**	**0**	**0**	**0**	**0**	**0**	**0**	**0**	**0**	**0**	**0**	**0**	**0**	**0**	**0**	**0**	**0**
06-00	**3201**	**0**	**1**	**9**	**62**	**272**	**979**	**1308**	**464**	**86**	**16**	**4**	**0**	**0**	**0**	**0**	**0**	**0**	**0**	**0**	**0**	**0**	**0**	**0**	**0**	**0**	**0**	**0**	**0**
00-00	**3375**	**0**	**1**	**9**	**63**	**280**	**1005**	**1386**	**501**	**104**	**22**	**4**	**0**	**0**	**0**	**0**	**0**	**0**	**0**	**0**	**0**	**0**	**0**	**0**	**0**	**0**	**0**	**0**	**0**

Site 3
Location Milton Road East - approx 100 metres west of A199
Direction East

6022 / Musselburgh
February 2016
Automatic Traffic Count

Sunday, 28 February 2016

Time	Total	Speed Bins (mph)																											
		0 - 5	5 - 10	10 - 15	15 - 20	20 - 25	25 - 30	30 - 35	35 - 40	40 - 45	45 - 50	50 - 55	55 - 60	60 - 65	65 - 70	70 - 75	75 - 80	80 - 85	85 - 90	90 - 95	95 - 100	100 - 105	105 - 110	110 - 115	115 - 120	120 - 125	125 - 130	130 - 135	135 - 140
0000	74	0	0	0	0	2	15	27	24	4	2	0	0	0	0	0	0	0	0	0	0	0	0	0	0	0	0	0	0
0100	46	0	0	0	0	0	8	20	13	3	2	0	0	0	0	0	0	0	0	0	0	0	0	0	0	0	0	0	0
0200	57	0	0	0	0	1	9	21	23	2	1	0	0	0	0	0	0	0	0	0	0	0	0	0	0	0	0	0	0
0300	34	0	0	0	0	1	4	20	8	0	1	0	0	0	0	0	0	0	0	0	0	0	0	0	0	0	0	0	0
0400	23	0	0	0	0	1	7	9	5	1	0	0	0	0	0	0	0	0	0	0	0	0	0	0	0	0	0	0	0
0500	17	0	0	0	0	0	2	5	7	3	0	0	0	0	0	0	0	0	0	0	0	0	0	0	0	0	0	0	0
0600	10	0	0	0	0	1	1	5	2	1	0	0	0	0	0	0	0	0	0	0	0	0	0	0	0	0	0	0	0
0700	23	0	0	0	0	0	5	10	7	1	0	0	0	0	0	0	0	0	0	0	0	0	0	0	0	0	0	0	0
0800	58	0	0	0	1	5	13	18	19	2	0	0	0	0	0	0	0	0	0	0	0	0	0	0	0	0	0	0	0
0900	113	0	0	0	0	6	28	53	23	2	0	1	0	0	0	0	0	0	0	0	0	0	0	0	0	0	0	0	0
1000	**215**	**0**	**0**	**1**	**2**	**19**	**54**	**102**	**34**	**3**	**0**	**0**	**0**	**0**	**0**	**0**	**0**	**0**	**0**	**0**	**0**	**0**	**0**	**0**	**0**	**0**	**0**	**0**	**0**
1100	214	0	1	0	2	9	62	105	30	3	1	1	0	0	0	0	0	0	0	0	0	0	0	0	0	0	0	0	0
1200	259	0	0	0	2	21	79	119	32	6	0	0	0	0	0	0	0	0	0	0	0	0	0	0	0	0	0	0	0
1300	275	0	0	0	4	22	91	118	35	4	1	0	0	0	0	0	0	0	0	0	0	0	0	0	0	0	0	0	0
1400	**305**	**0**	**0**	**1**	**10**	**23**	**100**	**139**	**25**	**6**	**0**	**0**	**1**	**0**	**0**	**0**	**0**	**0**	**0**	**0**	**0**	**0**	**0**	**0**	**0**	**0**	**0**	**0**	**0**
1500	258	0	0	2	7	14	87	107	38	3	0	0	0	0	0	0	0	0	0	0	0	0	0	0	0	0	0	0	0
1600	226	0	1	0	2	10	73	103	32	5	0	0	0	0	0	0	0	0	0	0	0	0	0	0	0	0	0	0	0
1700	196	0	1	0	6	8	51	92	34	3	0	0	1	0	0	0	0	0	0	0	0	0	0	0	0	0	0	0	0
1800	159	0	0	1	0	24	67	48	16	1	2	0	0	0	0	0	0	0	0	0	0	0	0	0	0	0	0	0	0
1900	118	0	2	1	1	12	37	45	13	6	1	0	0	0	0	0	0	0	0	0	0	0	0	0	0	0	0	0	0
2000	99	0	0	0	3	5	33	43	12	1	2	0	0	0	0	0	0	0	0	0	0	0	0	0	0	0	0	0	0
2100	83	0	0	0	0	5	23	40	11	2	1	1	0	0	0	0	0	0	0	0	0	0	0	0	0	0	0	0	0
2200	59	0	0	0	1	2	12	24	18	2	0	0	0	0	0	0	0	0	0	0	0	0	0	0	0	0	0	0	0
2300	31	0	0	0	3	8	6	8	5	1	0	0	0	0	0	0	0	0	0	0	0	0	0	0	0	0	0	0	0
07-19	**2301**	**0**	**3**	**5**	**36**	**161**	**710**	**1014**	**325**	**39**	**4**	**2**	**2**	**0**	**0**	**0**	**0**	**0**	**0**	**0**	**0**	**0**	**0**	**0**	**0**	**0**	**0**	**0**	**0**
06-22	**2611**	**0**	**5**	**6**	**40**	**184**	**804**	**1147**	**363**	**49**	**8**	**3**	**2**	**0**	**0**	**0**	**0**	**0**	**0**	**0**	**0**	**0**	**0**	**0**	**0**	**0**	**0**	**0**	**0**
06-00	**2701**	**0**	**5**	**6**	**44**	**194**	**822**	**1179**	**386**	**52**	**8**	**3**	**2**	**0**	**0**	**0**	**0**	**0**	**0**	**0**	**0**	**0**	**0**	**0**	**0**	**0**	**0**	**0**	**0**
00-00	**2952**	**0**	**5**	**6**	**44**	**199**	**867**	**1281**	**466**	**65**	**14**	**3**	**2**	**0**	**0**	**0**	**0**	**0**	**0**	**0**	**0**	**0**	**0**	**0**	**0**	**0**	**0**	**0**	**0**

Site 3
Location Milton Road East - approx 100 metres west of A199
Direction East

Monday, 29 February 2016

6022 / Musselburgh
February 2016
Automatic Traffic Count

Time	Total	Speed Bins (mph)																											
		0 - 5	5 - 10	10 - 15	15 - 20	20 - 25	25 - 30	30 - 35	35 - 40	40 - 45	45 - 50	50 - 55	55 - 60	60 - 65	65 - 70	70 - 75	75 - 80	80 - 85	85 - 90	90 - 95	95 - 100	100 - 105	105 - 110	110 - 115	115 - 120	120 - 125	125 - 130	130 - 135	135 - 140
0000	19	0	0	0	1	0	3	8	6	0	0	1	0	0	0	0	0	0	0	0	0	0	0	0	0	0	0	0	0
0100	12	0	0	0	0	0	5	5	2	0	0	0	0	0	0	0	0	0	0	0	0	0	0	0	0	0	0	0	0
0200	10	0	0	0	0	2	0	4	3	1	0	0	0	0	0	0	0	0	0	0	0	0	0	0	0	0	0	0	0
0300	10	0	0	0	0	0	2	4	2	2	0	0	0	0	0	0	0	0	0	0	0	0	0	0	0	0	0	0	0
0400	4	0	0	0	0	1	2	0	1	0	0	0	0	0	0	0	0	0	0	0	0	0	0	0	0	0	0	0	0
0500	21	0	0	0	0	2	2	6	7	4	0	0	0	0	0	0	0	0	0	0	0	0	0	0	0	0	0	0	0
0600	31	0	0	0	0	3	5	13	6	4	0	0	0	0	0	0	0	0	0	0	0	0	0	0	0	0	0	0	0
0700	103	0	0	1	2	5	28	51	15	1	0	0	0	0	0	0	0	0	0	0	0	0	0	0	0	0	0	0	0
0800	179	0	0	0	2	17	52	76	29	2	1	0	0	0	0	0	0	0	0	0	0	0	0	0	0	0	0	0	0
0900	207	0	0	0	3	28	72	69	28	6	1	0	0	0	0	0	0	0	0	0	0	0	0	0	0	0	0	0	0
1000	215	0	0	0	6	20	77	89	17	6	0	0	0	0	0	0	0	0	0	0	0	0	0	0	0	0	0	0	0
1100	**238**	**0**	**0**	**1**	**7**	**36**	**94**	**72**	**28**	**0**	**0**	**0**	**0**	**0**	**0**	**0**	**0**	**0**	**0**	**0**	**0**	**0**	**0**	**0**	**0**	**0**	**0**	**0**	**0**
1200	225	0	0	0	4	26	72	101	18	4	0	0	0	0	0	0	0	0	0	0	0	0	0	0	0	0	0	0	0
1300	**260**	**1**	**0**	**0**	**3**	**36**	**92**	**102**	**26**	**0**	**0**	**0**	**0**	**0**	**0**	**0**	**0**	**0**	**0**	**0**	**0**	**0**	**0**	**0**	**0**	**0**	**0**	**0**	**0**
1400	226	0	0	1	1	33	64	87	34	5	1	0	0	0	0	0	0	0	0	0	0	0	0	0	0	0	0	0	0
1500	228	1	1	2	9	21	80	82	27	2	2	1	0	0	0	0	0	0	0	0	0	0	0	0	0	0	0	0	0
1600	256	0	0	5	8	35	83	88	32	4	1	0	0	0	0	0	0	0	0	0	0	0	0	0	0	0	0	0	0
1700	255	0	0	1	9	42	63	86	50	3	1	0	0	0	0	0	0	0	0	0	0	0	0	0	0	0	0	0	0
1800	226	0	1	2	8	40	87	72	15	1	0	0	0	0	0	0	0	0	0	0	0	0	0	0	0	0	0	0	0
1900	25	0	0	0	1	2	7	12	3	0	0	0	0	0	0	0	0	0	0	0	0	0	0	0	0	0	0	0	0
2000	0	0	0	0	0	0	0	0	0	0	0	0	0	0	0	0	0	0	0	0	0	0	0	0	0	0	0	0	0
2100	0	0	0	0	0	0	0	0	0	0	0	0	0	0	0	0	0	0	0	0	0	0	0	0	0	0	0	0	0
2200	37	0	0	1	3	4	8	17	2	2	0	0	0	0	0	0	0	0	0	0	0	0	0	0	0	0	0	0	0
2300	35	0	1	0	3	3	4	13	9	1	1	0	0	0	0	0	0	0	0	0	0	0	0	0	0	0	0	0	0
07-19	**2618**	**2**	**2**	**13**	**62**	**339**	**864**	**975**	**319**	**34**	**7**	**1**	**0**	**0**	**0**	**0**	**0**	**0**	**0**	**0**	**0**	**0**	**0**	**0**	**0**	**0**	**0**	**0**	**0**
06-22	**2674**	**2**	**2**	**13**	**63**	**344**	**876**	**1000**	**328**	**38**	**7**	**1**	**0**	**0**	**0**	**0**	**0**	**0**	**0**	**0**	**0**	**0**	**0**	**0**	**0**	**0**	**0**	**0**	**0**
06-00	**2746**	**2**	**3**	**14**	**69**	**351**	**888**	**1030**	**339**	**41**	**8**	**1**	**0**	**0**	**0**	**0**	**0**	**0**	**0**	**0**	**0**	**0**	**0**	**0**	**0**	**0**	**0**	**0**	**0**
00-00	**2822**	**2**	**3**	**14**	**70**	**356**	**902**	**1057**	**360**	**48**	**8**	**2**	**0**	**0**	**0**	**0**	**0**	**0**	**0**	**0**	**0**	**0**	**0**	**0**	**0**	**0**	**0**	**0**	**0**

Site 3
Location Milton Road East - approx 100 metres west of A199
Direction East

6022 / Musselburgh
February 2016
Automatic Traffic Count

Virtual Day (7)

Time	Total	Speed Bins (mph)																											
		0 - 5	5 - 10	10 - 15	15 - 20	20 - 25	25 - 30	30 - 35	35 - 40	40 - 45	45 - 50	50 - 55	55 - 60	60 - 65	65 - 70	70 - 75	75 - 80	80 - 85	85 - 90	90 - 95	95 - 100	100 - 105	105 - 110	110 - 115	115 - 120	120 - 125	125 - 130	130 - 135	135 - 140
0000	35	0	0	0	1	1	6	14	9	3	1	0	0	0	0	0	0	0	0	0	0	0	0	0	0	0	0	0	0
0100	20	0	0	0	0	0	4	9	5	1	1	0	0	0	0	0	0	0	0	0	0	0	0	0	0	0	0	0	0
0200	17	0	0	0	0	0	2	7	6	1	1	0	0	0	0	0	0	0	0	0	0	0	0	0	0	0	0	0	0
0300	15	0	0	0	0	0	2	6	5	1	0	0	0	0	0	0	0	0	0	0	0	0	0	0	0	0	0	0	0
0400	10	0	0	0	0	1	2	3	3	1	1	0	0	0	0	0	0	0	0	0	0	0	0	0	0	0	0	0	0
0500	20	0	0	0	0	2	3	6	6	2	1	0	0	0	0	0	0	0	0	0	0	0	0	0	0	0	0	0	0
0600	31	0	0	0	0	2	7	14	6	2	0	0	0	0	0	0	0	0	0	0	0	0	0	0	0	0	0	0	0
0700	96	0	0	1	2	6	27	39	17	3	1	0	0	0	0	0	0	0	0	0	0	0	0	0	0	0	0	0	0
0800	179	0	0	0	3	13	46	76	33	6	1	0	0	0	0	0	0	0	0	0	0	0	0	0	0	0	0	0	0
0900	216	0	0	0	3	24	70	89	27	3	0	0	0	0	0	0	0	0	0	0	0	0	0	0	0	0	0	0	0
1000	248	0	0	1	6	25	78	102	32	4	0	0	0	0	0	0	0	0	0	0	0	0	0	0	0	0	0	0	0
1100	**254**	**0**	**0**	**0**	**5**	**23**	**84**	**104**	**34**	**3**	**0**	**0**	**0**	**0**	**0**	**0**	**0**	**0**	**0**	**0**	**0**	**0**	**0**	**0**	**0**	**0**	**0**	**0**	**0**
1200	268	0	0	1	3	23	88	112	35	6	1	0	0	0	0	0	0	0	0	0	0	0	0	0	0	0	0	0	0
1300	281	0	0	1	6	28	92	113	37	5	1	0	0	0	0	0	0	0	0	0	0	0	0	0	0	0	0	0	0
1400	**288**	**0**	**0**	**0**	**5**	**29**	**94**	**117**	**35**	**5**	**1**	**0**	**0**	**0**	**0**	**0**	**0**	**0**	**0**	**0**	**0**	**0**	**0**	**0**	**0**	**0**	**0**	**0**	**0**
1500	284	0	0	1	5	24	83	123	41	5	1	0	0	0	0	0	0	0	0	0	0	0	0	0	0	0	0	0	0
1600	275	0	0	2	9	26	89	105	37	5	1	0	0	0	0	0	0	0	0	0	0	0	0	0	0	0	0	0	0
1700	272	0	0	1	10	31	83	106	36	4	1	0	0	0	0	0	0	0	0	0	0	0	0	0	0	0	0	0	0
1800	255	0	0	4	9	46	96	77	18	3	0	0	0	0	0	0	0	0	0	0	0	0	0	0	0	0	0	0	0
1900	166	0	1	0	4	20	60	59	19	3	1	0	0	0	0	0	0	0	0	0	0	0	0	0	0	0	0	0	0
2000	122	0	0	0	2	10	37	49	19	3	1	0	0	0	0	0	0	0	0	0	0	0	0	0	0	0	0	0	0
2100	97	0	0	0	1	7	26	40	18	3	1	0	0	0	0	0	0	0	0	0	0	0	0	0	0	0	0	0	0
2200	82	0	0	0	1	5	20	35	15	4	1	0	0	0	0	0	0	0	0	0	0	0	0	0	0	0	0	0	0
2300	49	0	0	0	1	5	10	20	10	1	1	0	0	0	0	0	0	0	0	0	0	0	0	0	0	0	0	0	0
07-19	**2915**	**0**	**2**	**11**	**66**	**300**	**930**	**1164**	**381**	**52**	**7**	**1**	**0**	**0**	**0**	**0**	**0**	**0**	**0**	**0**	**0**	**0**	**0**	**0**	**0**	**0**	**0**	**0**	**0**
06-22	**3331**	**0**	**3**	**11**	**74**	**339**	**1059**	**1326**	**442**	**64**	**10**	**1**	**0**	**0**	**0**	**0**	**0**	**0**	**0**	**0**	**0**	**0**	**0**	**0**	**0**	**0**	**0**	**0**	**0**
06-00	**3462**	**0**	**3**	**12**	**76**	**349**	**1090**	**1381**	**467**	**69**	**12**	**2**	**0**	**0**	**0**	**0**	**0**	**0**	**0**	**0**	**0**	**0**	**0**	**0**	**0**	**0**	**0**	**0**	**0**
00-00	**3578**	**0**	**3**	**12**	**76**	**354**	**1108**	**1426**	**501**	**79**	**15**	**2**	**1**	**0**	**0**	**0**	**0**	**0**	**0**	**0**	**0**	**0**	**0**	**0**	**0**	**0**	**0**	**0**	**0**

Nationwide Data Collection
for
Sam Shortt Consulting

Site 3
Location Milton Road East - approx 100 metres west of A199
Direction East

6022 / Musselburgh
February 2016
Automatic Traffic Count

Virtual Week (1)

Time	Total	Speed Bins (mph)																											
		0 - 5	5 - 10	10 - 15	15 - 20	20 - 25	25 - 30	30 - 35	35 - 40	40 - 45	45 - 50	50 - 55	55 - 60	60 - 65	65 - 70	70 - 75	75 - 80	80 - 85	85 - 90	90 - 95	95 - 100	100 - 105	105 - 110	110 - 115	115 - 120	120 - 125	125 - 130	130 - 135	135 - 140
Mon	2822	2	3	14	70	356	902	1057	360	48	8	2	0	0	0	0	0	0	0	0	0	0	0	0	0	0	0	0	0
Tue	4236	0	3	30	121	459	1367	1596	567	80	11	1	0	0	0	0	0	0	0	0	0	0	0	1	0	0	0	0	0
Wed	3975	0	8	8	98	386	1238	1544	569	100	20	2	1	1	0	0	0	0	0	0	0	0	0	0	0	0	0	0	0
Thu	3852	0	0	13	89	452	1144	1531	521	84	14	4	0	0	0	0	0	0	0	0	0	0	0	0	0	0	0	0	0
Fri	3837	0	2	6	48	349	1231	1587	521	75	15	0	2	1	0	0	0	0	0	0	0	0	0	0	0	0	0	0	0
| Sat	3375	0	1	9	63	280	1005	1386	501	104	22	4	0	0	0	0	0	0	0	0	0	0	0	0	0	0	0	0	0
| Sun	2952	0	5	6	44	199	867	1281	466	65	14	3	2	0	0	0	0	0	0	0	0	0	0	0	0	0	0	0	0
5 Day Ave.	**3744**	**0**	**3**	**14**	**85**	**400**	**1176**	**1463**	**508**	**77**	**14**	**2**	**1**	**0**	**0**	**0**	**0**	**0**	**0**	**0**	**0**	**0**	**0**	**0**	**0**	**0**	**0**	**0**	**0**
7 Day Ave.	**3578**	**0**	**3**	**12**	**76**	**354**	**1108**	**1426**	**501**	**79**	**15**	**2**	**1**	**0**	**0**	**0**	**0**	**0**	**0**	**0**	**0**	**0**	**0**	**0**	**0**	**0**	**0**	**0**	**0**
--	**25049**	**2**	**22**	**86**	**533**	**2481**	**7754**	**9982**	**3505**	**556**	**104**	**16**	**5**	**2**	**0**	**0**	**0**	**0**	**0**	**0**	**0**	**0**	**0**	**1**	**0**	**0**	**0**	**0**	**0**

Summary Graphs

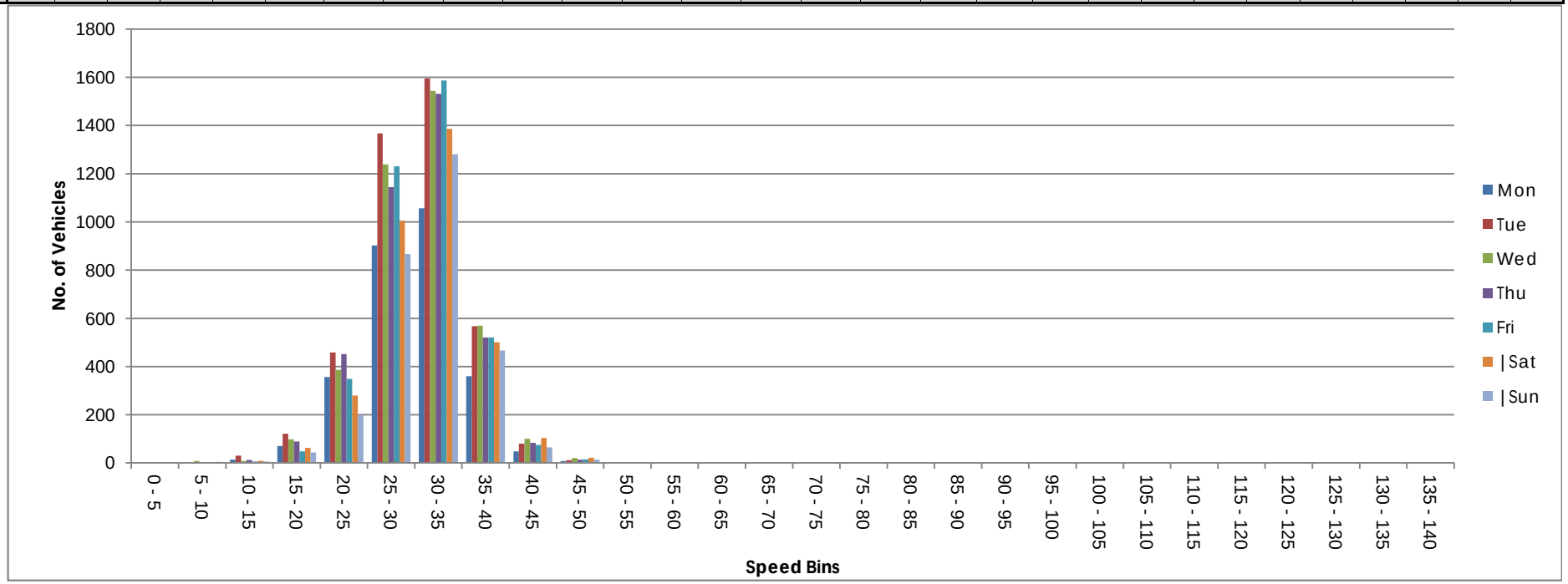

Nationwide Data Collection
for
Sam Shortt Consulting

Site 3
Location Milton Road East - approx 100 metres west of A199
Direction West

Tuesday, 23 February 2016

6022 / Musselburgh
February 2016
Automatic Traffic Count

Time	Total	Classification												>PSL	>PSL%	>SL1	>SL1%	>SL2	>SL2%	Mean	Vpp
		1	2	3	4	5	6	7	8	9	10	11	12	40	40	46	46	55	55		85
		MCL	SV	SVT	TB2	TB3	T4	ART3	ART4	ART5	ART6	BD	DRT			ACPO	ACPO	DfT	DfT		
0000	18	1	13	0	4	0	0	0	0	0	0	0	0	3	16.7	1	5.6	0	0	34.3	37.1
0100	7	0	7	0	0	0	0	0	0	0	0	0	0	1	14.3	0	0	0	0	33.1	-
0200	9	0	5	0	4	0	0	0	0	0	0	0	0	2	22.2	0	0	0	0	37.2	-
0300	9	0	5	0	4	0	0	0	0	0	0	0	0	1	11.1	0	0	0	0	35	-
0400	16	0	14	0	2	0	0	0	0	0	0	0	0	3	18.8	0	0	0	0	35.4	40.3
0500	46	2	40	0	4	0	0	0	0	0	0	0	0	13	28.3	1	2.2	0	0	36.1	40.9
0600	119	2	105	0	11	0	0	1	0	0	0	0	0	22	18.5	2	1.7	0	0	35.1	40
0700	348	9	309	2	24	1	1	2	0	0	0	0	0	14	4	1	0.3	0	0	32.3	37.1
0800	**392**	**10**	**366**	**1**	**12**	**0**	**0**	**1**	**1**	**1**	**0**	**0**	**0**	**5**	**1.3**	**1**	**0.3**	**0**	**0**	**30.3**	**34.2**
0900	311	2	283	0	23	1	1	0	0	1	0	0	0	6	1.9	1	0.3	0	0	30.7	34
1000	301	0	279	1	20	0	0	0	0	1	0	0	0	1	0.3	0	0	0	0	29.3	32.9
1100	329	3	300	1	22	0	1	0	0	1	1	0	0	4	1.2	0	0	0	0	28.8	32.2
1200	**374**	**2**	**354**	**0**	**15**	**0**	**1**	**0**	**0**	**1**	**1**	**0**	**0**	**1**	**0.3**	**0**	**0**	**0**	**0**	**29.1**	**32.9**
1300	336	0	321	0	13	0	0	2	0	0	0	0	0	4	1.2	2	0.6	0	0	29.1	32.7
1400	371	6	331	1	25	2	0	2	1	1	2	0	0	3	0.8	1	0.3	0	0	29	32.7
1500	334	2	314	0	16	2	0	0	0	0	0	0	0	2	0.6	1	0.3	0	0	29.4	33.3
1600	326	1	302	1	17	4	0	1	0	0	0	0	0	2	0.6	0	0	0	0	29.6	33.3
1700	322	2	300	1	13	3	1	0	0	0	1	0	1	8	2.5	0	0	0	0	30.5	34.2
1800	261	0	247	1	12	0	1	0	0	0	0	0	0	5	1.9	0	0	0	0	29.3	33.1
1900	210	0	199	0	7	2	2	0	0	0	0	0	0	1	0.5	0	0	0	0	29.6	34
2000	138	1	131	0	4	2	0	0	0	0	0	0	0	6	4.3	1	0.7	0	0	32.3	36
2100	122	0	114	0	5	2	0	1	0	0	0	0	0	4	3.3	1	0.8	0	0	31.6	36.2
2200	62	0	57	1	3	0	0	1	0	0	0	0	0	5	8.1	1	1.6	0	0	31.7	36
2300	31	1	27	0	3	0	0	0	0	0	0	0	0	3	9.7	2	6.5	0	0	32.1	37.6
07-19	**4005**	**37**	**3706**	**9**	**212**	**13**	**6**	**8**	**2**	**6**	**5**	**0**	**1**	**55**	**1.4**	**7**	**0.2**	**0**	**0**	**29.8**	**33.8**
06-22	**4594**	**40**	**4255**	**9**	**239**	**19**	**8**	**10**	**2**	**6**	**5**	**0**	**1**	**88**	**1.9**	**11**	**0.2**	**0**	**0**	**30.1**	**34.2**
06-00	**4687**	**41**	**4339**	**10**	**245**	**19**	**8**	**11**	**2**	**6**	**5**	**0**	**1**	**96**	**2**	**14**	**0.3**	**0**	**0**	**30.1**	**34.4**
00-00	**4792**	**44**	**4423**	**10**	**263**	**19**	**8**	**11**	**2**	**6**	**5**	**0**	**1**	**119**	**2.5**	**16**	**0.3**	**0**	**0**	**30.2**	**34.4**

Site 3
Location Milton Road East - approx 100 metres west of A199
Direction West

Wednesday, 24 February 2016

6022 / Musselburgh
February 2016
Automatic Traffic Count

Time	Total	Classification												>PSL	>PSL%	>SL1	>SL1%	>SL2	>SL2%	Mean	Vpp
		1	2	3	4	5	6	7	8	9	10	11	12	40	40	46	46	55	55		85
		MCL	SV	SVT	TB2	TB3	T4	ART3	ART4	ART5	ART6	BD	DRT			ACPO	ACPO	DfT	DfT		
0000	12	0	12	0	0	0	0	0	0	0	0	0	0	2	16.7	1	8.3	1	8.3	35.3	36
0100	2	0	2	0	0	0	0	0	0	0	0	0	0	0	0	0	0	0	0	33.9	-
0200	10	0	10	0	0	0	0	0	0	0	0	0	0	2	20	2	20	2	20	35.5	-
0300	9	0	8	0	1	0	0	0	0	0	0	0	0	0	0	0	0	0	0	30.1	-
0400	9	0	9	0	0	0	0	0	0	0	0	0	0	2	22.2	0	0	0	0	36.9	-
0500	57	4	48	0	5	0	0	0	0	0	0	0	0	0	0	0	0	0	0	30.7	36.2
0600	133	5	116	0	11	1	0	0	0	0	0	0	0	12	9	3	2.3	0	0	33	38.5
0700	317	14	277	1	24	1	0	0	0	0	0	0	0	10	3.2	0	0	0	0	31.3	35.8
0800	**362**	**13**	**326**	**2**	**18**	**1**	**1**	**0**	**0**	**1**	**0**	**0**	**0**	**14**	**3.9**	**1**	**0.3**	**0**	**0**	**31**	**35.6**
0900	307	2	279	1	23	1	0	0	1	0	0	0	0	3	1	0	0	0	0	30.2	34.2
1000	253	2	234	0	15	1	0	0	0	0	0	0	1	6	2.4	2	0.8	0	0	29.8	33.3
1100	265	1	235	1	24	4	0	0	0	0	0	0	0	6	2.3	0	0	0	0	30.1	33.8
1200	251	5	221	0	24	1	0	0	0	0	0	0	0	7	2.8	1	0.4	0	0	29.9	34.9
1300	260	4	232	0	16	3	2	1	0	1	1	0	0	4	1.5	2	0.8	0	0	29.2	33.3
1400	**290**	**2**	**270**	**0**	**15**	**1**	**1**	**0**	**0**	**0**	**1**	**0**	**0**	**2**	**0.7**	**0**	**0**	**0**	**0**	**29**	**33.3**
1500	273	3	246	0	22	0	0	1	0	0	1	0	0	2	0.7	0	0	0	0	29.4	33.6
1600	272	4	248	2	17	1	0	0	0	0	0	0	0	5	1.8	1	0.4	0	0	30.2	34.2
1700	283	9	260	1	12	1	0	0	0	0	0	0	0	2	0.7	0	0	0	0	28.6	33.1
1800	240	1	226	1	11	1	0	0	0	0	0	0	0	4	1.7	0	0	0	0	30.1	34
1900	214	1	201	1	11	0	0	0	0	0	0	0	0	2	0.9	0	0	0	0	29.5	33.8
2000	127	3	114	2	8	0	0	0	0	0	0	0	0	3	2.4	0	0	0	0	29.8	34.2
2100	131	3	120	0	5	2	0	0	1	0	0	0	0	2	1.5	0	0	0	0	30.1	34.2
2200	78	2	68	0	7	0	0	1	0	0	0	0	0	3	3.8	3	3.8	0	0	30.7	36
2300	31	0	28	0	2	1	0	0	0	0	0	0	0	1	3.2	0	0	0	0	32.3	35.3
07-19	**3373**	**60**	**3054**	**9**	**221**	**16**	**4**	**2**	**1**	**2**	**3**	**0**	**1**	**65**	**1.9**	**7**	**0.2**	**0**	**0**	**29.9**	**34.2**
06-22	**3978**	**72**	**3605**	**12**	**256**	**19**	**4**	**2**	**2**	**2**	**3**	**0**	**1**	**84**	**2.1**	**10**	**0.3**	**0**	**0**	**30**	**34.2**
06-00	**4087**	**74**	**3701**	**12**	**265**	**20**	**4**	**3**	**2**	**2**	**3**	**0**	**1**	**88**	**2.2**	**13**	**0.3**	**0**	**0**	**30.1**	**34.4**
00-00	**4186**	**78**	**3790**	**12**	**271**	**20**	**4**	**3**	**2**	**2**	**3**	**0**	**1**	**94**	**2.2**	**16**	**0.4**	**3**	**0.1**	**30.1**	**34.4**

Site 3
Location Milton Road East - approx 100 metres west of A199
Direction West

6022 / Musselburgh
February 2016
Automatic Traffic Count

Thursday, 25 February 2016

Time	Total	Classification												>PSL	>PSL%	>SL1	>SL1%	>SL2	>SL2%	Mean	Vpp
		1	2	3	4	5	6	7	8	9	10	11	12	40	40	46	46	55	55		85
		MCL	SV	SVT	TB2	TB3	T4	ART3	ART4	ART5	ART6	BD	DRT			ACPO	ACPO	DfT	DfT		
0000	24	1	22	0	1	0	0	0	0	0	0	0	0	1	4.2	1	4.2	0	0	31.6	36.2
0100	11	0	11	0	0	0	0	0	0	0	0	0	0	0	0	0	0	0	0	32.3	36.7
0200	6	0	6	0	0	0	0	0	0	0	0	0	0	1	16.7	0	0	0	0	31.6	-
0300	8	0	8	0	0	0	0	0	0	0	0	0	0	0	0	0	0	0	0	32.7	-
0400	18	0	16	0	2	0	0	0	0	0	0	0	0	0	0	0	0	0	0	32.6	34.4
0500	37	2	31	0	3	0	1	0	0	0	0	0	0	2	5.4	0	0	0	0	30.6	34.2
0600	130	5	114	0	11	0	0	0	0	0	0	0	0	8	6.2	2	1.5	0	0	31.1	36.7
0700	318	11	278	1	25	2	0	0	1	0	0	0	0	9	2.8	2	0.6	0	0	31.1	35.1
0800	**343**	**11**	**317**	**1**	**13**	**1**	**0**	**0**	**0**	**0**	**0**	**0**	**0**	**7**	**2**	**0**	**0**	**0**	**0**	**30.7**	**35.1**
0900	255	1	238	0	15	0	0	0	0	1	0	0	0	7	2.7	1	0.4	0	0	30.6	34.4
1000	257	1	233	1	17	2	2	0	0	1	0	0	0	5	1.9	0	0	0	0	29.5	34
1100	253	2	229	3	17	2	0	0	0	0	0	0	0	4	1.6	0	0	0	0	29	32.9
1200	**286**	**1**	**262**	**0**	**20**	**1**	**0**	**0**	**1**	**0**	**1**	**0**	**0**	**3**	**1**	**1**	**0.3**	**0**	**0**	**29.3**	**33.8**
1300	268	3	242	0	21	0	1	0	0	0	1	0	0	4	1.5	1	0.4	0	0	30.2	34.4
1400	265	1	241	0	21	2	0	0	0	0	0	0	0	5	1.9	0	0	0	0	30	33.8
1500	256	5	229	1	19	0	1	0	0	0	1	0	0	2	0.8	0	0	0	0	29.6	33.3
1600	262	5	241	0	15	1	0	0	0	0	0	0	0	6	2.3	0	0	0	0	30.2	34.2
1700	245	3	233	1	8	0	0	0	0	0	0	0	0	5	2	1	0.4	1	0.4	30.7	34.2
1800	236	2	227	0	7	0	0	0	0	0	0	0	0	8	3.4	1	0.4	0	0	30.6	34.4
1900	175	0	164	3	7	1	0	0	0	0	0	0	0	9	5.1	3	1.7	0	0	30.7	34.9
2000	114	0	109	0	5	0	0	0	0	0	0	0	0	3	2.6	1	0.9	0	0	31.5	36.9
2100	104	3	95	0	5	0	1	0	0	0	0	0	0	7	6.7	2	1.9	0	0	31.7	37.8
2200	78	0	71	0	7	0	0	0	0	0	0	0	0	1	1.3	0	0	0	0	30.9	34.9
2300	30	1	25	0	3	1	0	0	0	0	0	0	0	0	0	0	0	0	0	30.4	35.6
07-19	**3244**	**46**	**2970**	**8**	**198**	**11**	**4**	**0**	**2**	**2**	**3**	**0**	**0**	**65**	**2**	**7**	**0.2**	**1**	**0**	**30.2**	**34.2**
06-22	**3767**	**54**	**3452**	**11**	**226**	**12**	**5**	**0**	**2**	**2**	**3**	**0**	**0**	**92**	**2.4**	**15**	**0.4**	**1**	**0**	**30.3**	**34.4**
06-00	**3875**	**55**	**3548**	**11**	**236**	**13**	**5**	**0**	**2**	**2**	**3**	**0**	**0**	**93**	**2.4**	**15**	**0.4**	**1**	**0**	**30.3**	**34.4**
00-00	**3979**	**58**	**3642**	**11**	**242**	**13**	**6**	**0**	**2**	**2**	**3**	**0**	**0**	**97**	**2.4**	**16**	**0.4**	**1**	**0**	**30.3**	**34.4**

Site 3
Location Milton Road East - approx 100 metres west of A199
Direction West

Friday, 26 February 2016

6022 / Musselburgh
February 2016
Automatic Traffic Count

Time	Total	Classification												>PSL	>PSL%	>SL1	>SL1%	>SL2	>SL2%	Mean	Vpp
		1	2	3	4	5	6	7	8	9	10	11	12	40	40	46	46	55	55		85
		MCL	SV	SVT	TB2	TB3	T4	ART3	ART4	ART5	ART6	BD	DRT			ACPO	ACPO	DfT	DfT		
0000	19	2	17	0	0	0	0	0	0	0	0	0	0	1	5.3	0	0	0	0	31.1	34.4
0100	12	0	11	0	1	0	0	0	0	0	0	0	0	1	8.3	0	0	0	0	34.6	38.7
0200	10	0	10	0	0	0	0	0	0	0	0	0	0	0	0	0	0	0	0	30.7	-
0300	6	0	5	0	1	0	0	0	0	0	0	0	0	0	0	0	0	0	0	30.9	-
0400	11	0	9	0	2	0	0	0	0	0	0	0	0	2	18.2	0	0	0	0	35	39.4
0500	45	1	38	0	6	0	0	0	0	0	0	0	0	3	6.7	0	0	0	0	31.6	36.9
0600	111	4	96	1	8	1	0	0	1	0	0	0	0	6	5.4	0	0	0	0	31.7	36.9
0700	256	10	229	0	17	0	0	0	0	0	0	0	0	12	4.7	1	0.4	0	0	31.5	36
0800	**298**	**12**	**272**	**0**	**11**	**1**	**1**	**1**	**0**	**0**	**0**	**0**	**0**	**10**	**3.4**	**0**	**0**	**0**	**0**	**30.4**	**35.1**
0900	249	1	228	1	15	1	0	0	0	2	1	0	0	2	0.8	0	0	0	0	30.3	34
1000	235	1	213	0	18	2	0	0	0	1	0	0	0	3	1.3	0	0	0	0	29.6	34.2
1100	240	2	221	0	11	2	1	1	0	1	1	0	0	6	2.5	1	0.4	0	0	30.1	34.4
1200	**279**	**2**	**255**	**1**	**19**	**0**	**0**	**2**	**0**	**0**	**0**	**0**	**0**	**3**	**1.1**	**1**	**0.4**	**0**	**0**	**30.3**	**33.8**
1300	267	5	230	1	29	1	0	1	0	0	0	0	0	4	1.5	0	0	0	0	29.4	33.8
1400	237	2	221	0	13	0	0	0	0	1	0	0	0	3	1.3	0	0	0	0	29.6	33.8
1500	251	2	234	0	12	0	1	0	0	0	2	0	0	6	2.4	0	0	0	0	29.9	33.6
1600	270	3	253	0	12	1	0	1	0	0	0	0	0	7	2.6	0	0	0	0	30.3	34
1700	252	2	236	2	11	1	0	0	0	0	0	0	0	5	2	2	0.8	2	0.8	29.6	34
1800	211	2	197	1	9	0	0	0	1	1	0	0	0	1	0.5	1	0.5	0	0	29.2	33.3
1900	194	0	186	0	8	0	0	0	0	0	0	0	0	4	2.1	2	1	0	0	30.4	34.4
2000	135	1	126	0	8	0	0	0	0	0	0	0	0	3	2.2	1	0.7	0	0	29.5	34
2100	109	1	99	1	6	1	0	1	0	0	0	0	0	5	4.6	2	1.8	0	0	29.6	34.2
2200	78	0	73	0	5	0	0	0	0	0	0	0	0	1	1.3	1	1.3	0	0	28.5	33.8
2300	57	0	51	0	5	1	0	0	0	0	0	0	0	2	3.5	0	0	0	0	31.6	35.6
07-19	**3045**	**44**	**2789**	**6**	**177**	**9**	**3**	**6**	**1**	**6**	**4**	**0**	**0**	**62**	**2**	**6**	**0.2**	**2**	**0.1**	**30**	**34.2**
06-22	**3594**	**50**	**3296**	**8**	**207**	**11**	**3**	**7**	**2**	**6**	**4**	**0**	**0**	**80**	**2.2**	**11**	**0.3**	**2**	**0.1**	**30.1**	**34.2**
06-00	**3729**	**50**	**3420**	**8**	**217**	**12**	**3**	**7**	**2**	**6**	**4**	**0**	**0**	**83**	**2.2**	**12**	**0.3**	**2**	**0.1**	**30.1**	**34.2**
00-00	**3832**	**53**	**3510**	**8**	**227**	**12**	**3**	**7**	**2**	**6**	**4**	**0**	**0**	**90**	**2.3**	**12**	**0.3**	**2**	**0.1**	**30.1**	**34.4**

Site 3
Location Milton Road East - approx 100 metres west of A199
Direction West

6022 / Musselburgh
February 2016
Automatic Traffic Count

Saturday, 27 February 2016

Time	Total	Classification												>PSL	>PSL%	>SL1	>SL1%	>SL2	>SL2%	Mean	Vpp
		1	2	3	4	5	6	7	8	9	10	11	12	40	40	46	46	55	55		85
		MCL	SV	SVT	TB2	TB3	T4	ART3	ART4	ART5	ART6	BD	DRT			ACPO	ACPO	DfT	DfT		
0000	51	0	50	0	1	0	0	0	0	0	0	0	0	4	7.8	0	0	0	0	32.4	38
0100	27	0	25	0	2	0	0	0	0	0	0	0	0	1	3.7	0	0	0	0	30.4	34
0200	16	1	14	0	0	1	0	0	0	0	0	0	0	1	6.3	0	0	0	0	31.6	37.4
0300	16	0	14	0	2	0	0	0	0	0	0	0	0	0	0	0	0	0	0	32	34.4
0400	13	0	10	0	2	0	0	1	0	0	0	0	0	2	15.4	0	0	0	0	32.3	37.1
0500	17	0	12	1	4	0	0	0	0	0	0	0	0	1	5.9	0	0	0	0	30.1	34.4
0600	46	0	42	0	2	2	0	0	0	0	0	0	0	3	6.5	0	0	0	0	30.9	35.3
0700	89	4	77	0	5	3	0	0	0	0	0	0	0	9	10.1	1	1.1	0	0	33.9	39.1
0800	136	6	122	0	7	0	0	1	0	0	0	0	0	3	2.2	0	0	0	0	30.4	35.6
0900	183	2	168	0	10	0	0	2	1	0	0	0	0	6	3.3	2	1.1	0	0	31	35.1
1000	245	7	230	0	7	0	1	0	0	0	0	0	0	3	1.2	1	0.4	0	0	29.7	33.6
1100	**286**	**14**	**252**	**1**	**17**	**0**	**0**	**0**	**1**	**0**	**1**	**0**	**0**	**6**	**2.1**	**0**	**0**	**0**	**0**	**29.2**	**33.8**
1200	285	11	256	0	14	0	2	0	0	0	2	0	0	7	2.5	2	0.7	0	0	28.9	33.6
1300	272	9	249	1	8	1	4	0	0	0	0	0	0	2	0.7	0	0	0	0	29	33.3
1400	**290**	**2**	**271**	**0**	**17**	**0**	**0**	**0**	**0**	**0**	**0**	**0**	**0**	**6**	**2.1**	**2**	**0.7**	**0**	**0**	**30.7**	**34.2**
1500	239	1	226	0	12	0	0	0	0	0	0	0	0	5	2.1	1	0.4	0	0	29.7	34.2
1600	235	2	221	0	10	2	0	0	0	0	0	0	0	4	1.7	0	0	0	0	30.5	35.3
1700	199	2	189	0	8	0	0	0	0	0	0	0	0	3	1.5	1	0.5	0	0	29.6	33.8
1800	194	0	186	2	6	0	0	0	0	0	0	0	0	5	2.6	0	0	0	0	29	33.8
1900	159	1	151	0	6	1	0	0	0	0	0	0	0	5	3.1	1	0.6	0	0	29.4	32.4
2000	108	0	105	0	3	0	0	0	0	0	0	0	0	5	4.6	2	1.9	2	1.9	30.9	34.9
2100	82	0	75	1	6	0	0	0	0	0	0	0	0	5	6.1	0	0	0	0	31.6	36
2200	77	2	69	0	5	0	0	1	0	0	0	0	0	8	10.4	1	1.3	0	0	31.8	38.7
2300	68	0	61	1	5	0	0	1	0	0	0	0	0	1	1.5	0	0	0	0	29.9	34.2
07-19	**2653**	**60**	**2447**	**4**	**121**	**6**	**7**	**3**	**2**	**0**	**3**	**0**	**0**	**59**	**2.2**	**10**	**0.4**	**0**	**0**	**29.9**	**34.4**
06-22	**3048**	**61**	**2820**	**5**	**138**	**9**	**7**	**3**	**2**	**0**	**3**	**0**	**0**	**77**	**2.5**	**13**	**0.4**	**2**	**0.1**	**30**	**34.4**
06-00	**3193**	**63**	**2950**	**6**	**148**	**9**	**7**	**5**	**2**	**0**	**3**	**0**	**0**	**86**	**2.7**	**14**	**0.4**	**2**	**0.1**	**30**	**34.4**
00-00	**3333**	**64**	**3075**	**7**	**159**	**10**	**7**	**6**	**2**	**0**	**3**	**0**	**0**	**95**	**2.9**	**14**	**0.4**	**2**	**0.1**	**30.1**	**34.4**

Nationwide Data Collection
for
Sam Shortt Consulting

Site 3
Location Milton Road East - approx 100 metres west of A199
Direction West

6022 / Musselburgh
February 2016
Automatic Traffic Count

Sunday, 28 February 2016

Time	Total	Classification												>PSL	>PSL%	>SL1	>SL1%	>SL2	>SL2%	Mean	Vpp
		1	2	3	4	5	6	7	8	9	10	11	12	40	40	46	46	55	55		85
		MCL	SV	SVT	TB2	TB3	T4	ART3	ART4	ART5	ART6	BD	DRT			ACPO	ACPO	DfT	DfT		
0000	69	0	58	1	10	0	0	0	0	0	0	0	0	2	2.9	0	0	0	0	30.7	34.2
0100	38	0	36	0	2	0	0	0	0	0	0	0	0	0	0	0	0	0	0	30.7	33.6
0200	28	0	26	0	2	0	0	0	0	0	0	0	0	4	14.3	3	10.7	2	7.1	36.1	38.9
0300	24	0	23	0	1	0	0	0	0	0	0	0	0	0	0	0	0	0	0	32.7	35.3
0400	19	0	17	0	2	0	0	0	0	0	0	0	0	2	10.5	0	0	0	0	33	34.9
0500	21	1	20	0	0	0	0	0	0	0	0	0	0	0	0	0	0	0	0	31.4	36
0600	26	0	24	0	1	1	0	0	0	0	0	0	0	0	0	0	0	0	0	31.2	34.7
0700	49	2	42	2	3	0	0	0	0	0	0	0	0	5	10.2	0	0	0	0	31.2	35.8
0800	63	1	57	0	4	1	0	0	0	0	0	0	0	3	4.8	1	1.6	0	0	32.5	37.4
0900	135	1	127	0	5	1	1	0	0	0	0	0	0	9	6.7	0	0	0	0	32.7	36.5
1000	173	6	158	0	9	0	0	0	0	0	0	0	0	1	0.6	0	0	0	0	31.4	35.6
1100	**229**	**11**	**210**	**0**	**8**	**0**	**0**	**0**	**0**	**0**	**0**	**0**	**0**	**11**	**4.8**	**1**	**0.4**	**0**	**0**	**30.6**	**36**
1200	**294**	**3**	**281**	**0**	**8**	**0**	**2**	**0**	**0**	**0**	**0**	**0**	**0**	**6**	**2**	**0**	**0**	**0**	**0**	**30.8**	**35.1**
1300	252	10	234	0	8	0	0	0	0	0	0	0	0	7	2.8	2	0.8	0	0	31.4	35.6
1400	240	5	228	0	7	0	0	0	0	0	0	0	0	3	1.3	2	0.8	1	0.4	30.3	34.9
1500	267	3	257	1	5	1	0	0	0	0	0	0	0	4	1.5	1	0.4	0	0	30	34.4
1600	263	6	249	0	7	0	0	0	0	0	1	0	0	4	1.5	0	0	0	0	30.6	34.2
1700	231	4	224	0	3	0	0	0	0	0	0	0	0	6	2.6	0	0	0	0	30	34.2
1800	162	2	153	1	6	0	0	0	0	0	0	0	0	3	1.9	0	0	0	0	29.7	34.9
1900	126	2	119	0	5	0	0	0	0	0	0	0	0	5	4	1	0.8	0	0	30.5	34.7
2000	99	0	95	0	4	0	0	0	0	0	0	0	0	6	6.1	2	2	0	0	31	34.9
2100	81	0	77	0	4	0	0	0	0	0	0	0	0	2	2.5	2	2.5	1	1.2	31.6	36
2200	52	0	47	0	5	0	0	0	0	0	0	0	0	3	5.8	0	0	0	0	30.8	36.9
2300	26	0	24	0	1	1	0	0	0	0	0	0	0	0	0	0	0	0	0	31.1	34.9
07-19	**2358**	**54**	**2220**	**4**	**73**	**3**	**3**	**0**	**0**	**0**	**1**	**0**	**0**	**62**	**2.6**	**7**	**0.3**	**1**	**0**	**30.7**	**35.3**
06-22	**2690**	**56**	**2535**	**4**	**87**	**4**	**3**	**0**	**0**	**0**	**1**	**0**	**0**	**75**	**2.8**	**12**	**0.4**	**2**	**0.1**	**30.8**	**35.3**
06-00	**2768**	**56**	**2606**	**4**	**93**	**5**	**3**	**0**	**0**	**0**	**1**	**0**	**0**	**78**	**2.8**	**12**	**0.4**	**2**	**0.1**	**30.8**	**35.3**
00-00	**2967**	**57**	**2786**	**5**	**110**	**5**	**3**	**0**	**0**	**0**	**1**	**0**	**0**	**86**	**2.9**	**15**	**0.5**	**4**	**0.1**	**30.8**	**35.3**

Site 3
Location Milton Road East - approx 100 metres west of A199
Direction West

Monday, 29 February 2016

6022 / Musselburgh
February 2016
Automatic Traffic Count

Time	Total	Classification												>PSL	>PSL%	>SL1	>SL1%	>SL2	>SL2%	Mean	Vpp
		1	2	3	4	5	6	7	8	9	10	11	12	40	40	46	46	55	55		85
		MCL	SV	SVT	TB2	TB3	T4	ART3	ART4	ART5	ART6	BD	DRT			ACPO	ACPO	DfT	DfT		
0000	15	0	12	0	3	0	0	0	0	0	0	0	0	1	6.7	0	0	0	0	33	38.3
0100	13	0	13	0	0	0	0	0	0	0	0	0	0	0	0	0	0	0	0	31.5	36.5
0200	4	0	4	0	0	0	0	0	0	0	0	0	0	1	25	0	0	0	0	35.4	-
0300	5	0	4	0	1	0	0	0	0	0	0	0	0	2	40	1	20	0	0	34.6	-
0400	11	1	8	0	2	0	0	0	0	0	0	0	0	1	9.1	1	9.1	0	0	34.3	35.3
0500	33	3	25	0	3	1	0	1	0	0	0	0	0	0	0	0	0	0	0	30.9	36.9
0600	95	5	78	0	10	2	0	0	0	0	0	0	0	7	7.4	2	2.1	0	0	31.6	37.6
0700	256	13	223	0	17	2	0	0	0	1	0	0	0	4	1.6	0	0	0	0	31	35.6
0800	**315**	**16**	**280**	**0**	**15**	**3**	**0**	**0**	**0**	**1**	**0**	**0**	**0**	**10**	**3.2**	**0**	**0**	**0**	**0**	**30.1**	**35.3**
0900	202	1	183	0	17	0	1	0	0	0	0	0	0	2	1	1	0.5	0	0	29.8	34.2
1000	229	2	199	0	22	2	1	1	1	1	0	0	0	2	0.9	0	0	0	0	30.2	34
1100	237	1	212	0	21	2	0	1	0	0	0	0	0	2	0.8	0	0	0	0	29.4	33.3
1200	233	2	215	0	15	0	0	0	0	1	0	0	0	0	0	0	0	0	0	29.1	33.1
1300	221	3	194	1	22	0	0	0	0	1	0	0	0	1	0.5	0	0	0	0	29.3	33.3
1400	**245**	**1**	**215**	**2**	**27**	**0**	**0**	**0**	**0**	**0**	**0**	**0**	**0**	**1**	**0.4**	**0**	**0**	**0**	**0**	**29.6**	**33.3**
1500	226	2	206	0	18	0	0	0	0	0	0	0	0	5	2.2	1	0.4	0	0	30	34.2
1600	231	4	211	0	15	0	0	0	0	0	1	0	0	1	0.4	0	0	0	0	29.6	34.9
1700	214	2	203	0	8	0	1	0	0	0	0	0	0	3	1.4	0	0	0	0	30.8	34.2
1800	163	0	154	0	8	1	0	0	0	0	0	0	0	1	0.6	0	0	0	0	29.1	33.1
1900	20	0	19	0	1	0	0	0	0	0	0	0	0	1	5	0	0	0	0	29.9	34.7
2000	0	0	0	0	0	0	0	0	0	0	0	0	0	0	0	0	0	0	0	-	-
2100	0	0	0	0	0	0	0	0	0	0	0	0	0	0	0	0	0	0	0	-	-
2200	39	0	35	0	4	0	0	0	0	0	0	0	0	3	7.7	0	0	0	0	29.8	36.5
2300	30	0	26	0	4	0	0	0	0	0	0	0	0	2	6.7	0	0	0	0	31.5	35.3
07-19	**2772**	**47**	**2495**	**3**	**205**	**10**	**3**	**2**	**1**	**5**	**1**	**0**	**0**	**32**	**1.2**	**2**	**0.1**	**0**	**0**	**29.9**	**34.2**
06-22	**2887**	**52**	**2592**	**3**	**216**	**12**	**3**	**2**	**1**	**5**	**1**	**0**	**0**	**40**	**1.4**	**4**	**0.1**	**0**	**0**	**29.9**	**34.4**
06-00	**2956**	**52**	**2653**	**3**	**224**	**12**	**3**	**2**	**1**	**5**	**1**	**0**	**0**	**45**	**1.5**	**4**	**0.1**	**0**	**0**	**29.9**	**34.4**
00-00	**3037**	**56**	**2719**	**3**	**233**	**13**	**3**	**3**	**1**	**5**	**1**	**0**	**0**	**50**	**1.6**	**6**	**0.2**	**0**	**0**	**30**	**34.7**

Site 3
Location Milton Road East - approx 100 metres west of A199
Direction West

6022 / Musselburgh
February 2016
Automatic Traffic Count

Virtual Day (7)

Time	Total	Classification												>PSL	>PSL%	>SL1	>SL1%	>SL2	>SL2%	Mean	Vpp
		1	2	3	4	5	6	7	8	9	10	11	12	40	40	46	46	55	55		85
		MCL	SV	SVT	TB2	TB3	T4	ART3	ART4	ART5	ART6	BD	DRT			ACPO	ACPO	DfT	DfT		
0000	30	1	26	0	3	0	0	0	0	0	0	0	0	2	6.7	0	1.4	0	0.5	32	36.9
0100	16	0	15	0	1	0	0	0	0	0	0	0	0	0	2.7	0	0	0	0	31.5	36.5
0200	12	0	11	0	1	0	0	0	0	0	0	0	0	2	13.3	1	6	1	4.8	34.3	39.4
0300	11	0	10	0	1	0	0	0	0	0	0	0	0	0	3.9	0	1.3	0	0	32.5	35.8
0400	14	0	12	0	2	0	0	0	0	0	0	0	0	2	12.4	0	1	0	0	34	38.3
0500	37	2	31	0	4	0	0	0	0	0	0	0	0	3	7.4	0	0.4	0	0	31.9	37.8
0600	94	3	82	0	8	1	0	0	0	0	0	0	0	8	8.8	1	1.4	0	0	32.4	38
0700	233	9	205	1	16	1	0	0	0	0	0	0	0	9	3.9	1	0.3	0	0	31.6	36.2
0800	**273**	**10**	**249**	**1**	**11**	**1**	**0**	**0**	**0**	**0**	**0**	**0**	**0**	**7**	**2.7**	**0**	**0.2**	**0**	**0**	**30.6**	**35.1**
0900	235	1	215	0	15	1	0	0	0	1	0	0	0	5	2.1	1	0.3	0	0	30.6	34.4
1000	242	3	221	0	15	1	1	0	0	1	0	0	0	3	1.2	0	0.2	0	0	29.8	34
1100	263	5	237	1	17	1	0	0	0	0	0	0	0	6	2.1	0	0.1	0	0	29.6	34
1200	**286**	**4**	**263**	**0**	**16**	**0**	**1**	**0**	**0**	**0**	**1**	**0**	**0**	**4**	**1.3**	**1**	**0.2**	**0**	**0**	**29.6**	**34**
1300	268	5	243	0	17	1	1	1	0	0	0	0	0	4	1.4	1	0.4	0	0	29.7	34.2
1400	277	3	254	0	18	1	0	0	0	0	0	0	0	3	1.2	1	0.3	0	0.1	29.7	33.8
1500	264	3	245	0	15	0	0	0	0	0	1	0	0	4	1.4	1	0.2	0	0	29.7	33.8
1600	266	4	246	0	13	1	0	0	0	0	0	0	0	4	1.6	0	0.1	0	0	30.1	34.2
1700	249	3	235	1	9	1	0	0	0	0	0	0	0	5	1.8	1	0.2	0	0.2	30	34
1800	210	1	199	1	8	0	0	0	0	0	0	0	0	4	1.8	0	0.1	0	0	29.6	33.8
1900	157	1	148	1	6	1	0	0	0	0	0	0	0	4	2.5	1	0.6	0	0	30	34.2
2000	103	1	97	0	5	0	0	0	0	0	0	0	0	4	3.6	1	1	0	0.3	30.8	35.3
2100	90	1	83	0	4	1	0	0	0	0	0	0	0	4	4	1	1.1	0	0.2	31	36
2200	66	1	60	0	5	0	0	0	0	0	0	0	0	3	5.2	1	1.3	0	0	30.6	36
2300	39	0	35	0	3	1	0	0	0	0	0	0	0	1	3.3	0	0.7	0	0	31.1	35.6
07-19	**3064**	**50**	**2812**	**6**	**172**	**10**	**4**	**3**	**1**	**3**	**3**	**0**	**0**	**57**	**1.9**	**7**	**0.2**	**1**	**0**	**30**	**34.2**
06-22	**3508**	**55**	**3222**	**7**	**196**	**12**	**5**	**3**	**2**	**3**	**3**	**0**	**0**	**77**	**2.2**	**11**	**0.3**	**1**	**0**	**30.1**	**34.4**
06-00	**3614**	**56**	**3317**	**8**	**204**	**13**	**5**	**4**	**2**	**3**	**3**	**0**	**0**	**81**	**2.2**	**12**	**0.3**	**1**	**0**	**30.2**	**34.4**
00-00	**3732**	**59**	**3421**	**8**	**215**	**13**	**5**	**4**	**2**	**3**	**3**	**0**	**0**	**90**	**2.4**	**14**	**0.4**	**2**	**0**	**30.2**	**34.7**

Site 3
Location Milton Road East - approx 100 metres west of A199
Direction West

6022 / Musselburgh
February 2016
Automatic Traffic Count

Virtual Week (1)

Time	Total	Classification												>PSL	>PSL%	>SL1	>SL1%	>SL2	>SL2%	Mean	Vpp
		1 MCL	2 SV	3 SVT	4 TB2	5 TB3	6 T4	7 ART3	8 ART4	9 ART5	10 ART6	11 BD	12 DRT	40	40	46 ACPO	46 ACPO	55 DfT	55 DfT		85
Mon	3037	56	2719	3	233	13	3	3	1	5	1	0	0	50	1.6	6	0.2	0	0	30	34.7
Tue	4792	44	4423	10	263	19	8	11	2	6	5	0	1	119	2.5	16	0.3	0	0	30.2	34.4
Wed	4186	78	3790	12	271	20	4	3	2	2	3	0	1	94	2.2	16	0.4	3	0.1	30.1	34.4
Thu	3979	58	3642	11	242	13	6	0	2	2	3	0	0	97	2.4	16	0.4	1	0	30.3	34.4
Fri	3832	53	3510	8	227	12	3	7	2	6	4	0	0	90	2.3	12	0.3	2	0.1	30.1	34.4
| Sat	3333	64	3075	7	159	10	7	6	2	0	3	0	0	95	2.9	14	0.4	2	0.1	30.1	34.4
| Sun	2967	57	2786	5	110	5	3	0	0	0	1	0	0	86	2.9	15	0.5	4	0.1	30.8	35.3
5 Day Ave.	**3965**	**58**	**3617**	**9**	**247**	**15**	**5**	**5**	**2**	**4**	**3**	**0**	**0**	**90**	**2.3**	**13**	**0.3**	**1**	**0.0**	**30.1**	**34.5**
7 Day Ave.	**3732**	**59**	**3421**	**8**	**215**	**13**	**5**	**4**	**2**	**3**	**3**	**0**	**0**	**90**	**2.4**	**14**	**0.4**	**2**	**0.0**	**30.2**	**34.7**
--	**26126**	**410**	**23945**	**56**	**1505**	**92**	**34**	**30**	**11**	**21**	**20**	**0**	**2**	**631**	**2.4**	**95**	**0.4**	**12**	**0.0**	**30.2**	**34.7**

Summary Graphs

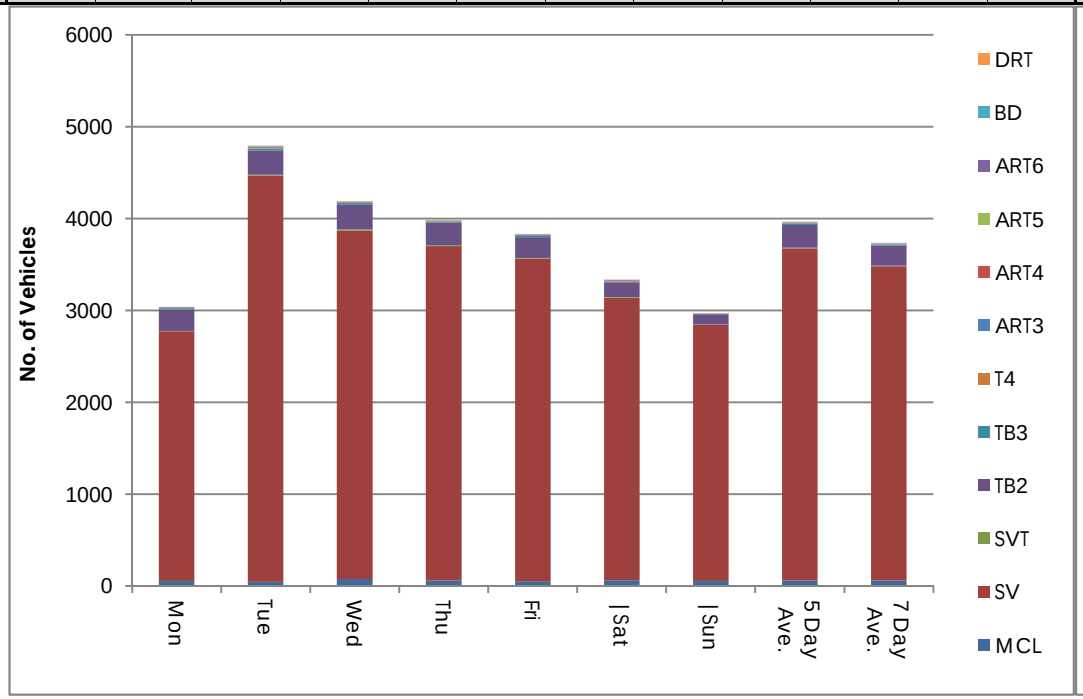

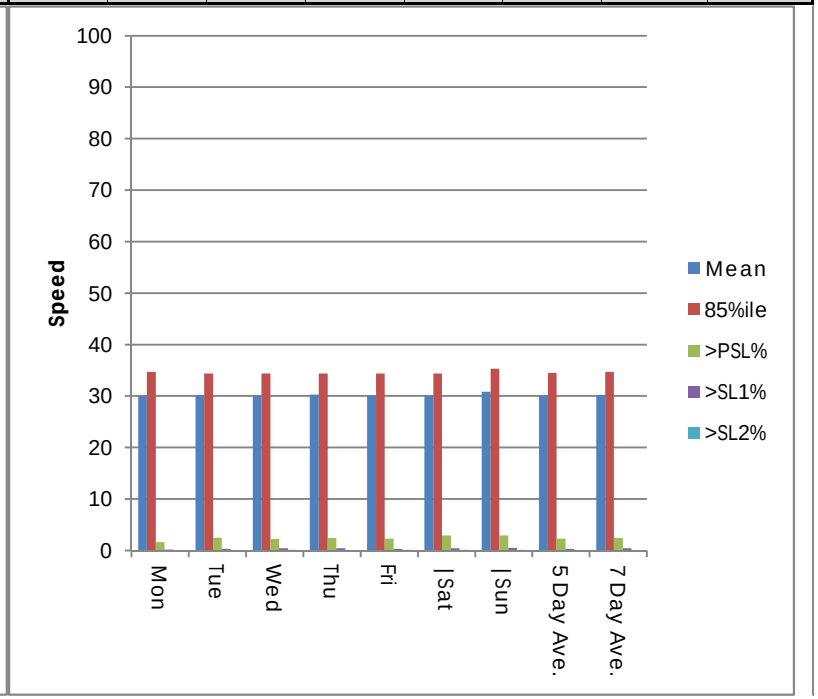

Nationwide Data Collection
for
Sam Shortt Consulting

Site 3
Location Milton Road East - approx 100 metres west of A199
Direction West

6022 / Musselburgh
February 2016
Automatic Traffic Count

Tuesday, 23 February 2016

Time	Total	Speed Bins (mph)																											
		0 - 5	5 - 10	10 - 15	15 - 20	20 - 25	25 - 30	30 - 35	35 - 40	40 - 45	45 - 50	50 - 55	55 - 60	60 - 65	65 - 70	70 - 75	75 - 80	80 - 85	85 - 90	90 - 95	95 - 100	100 - 105	105 - 110	110 - 115	115 - 120	120 - 125	125 - 130	130 - 135	135 - 140
0000	18	0	0	0	1	0	2	7	5	2	0	1	0	0	0	0	0	0	0	0	0	0	0	0	0	0	0	0	0
0100	7	0	0	0	0	1	0	4	1	1	0	0	0	0	0	0	0	0	0	0	0	0	0	0	0	0	0	0	0
0200	9	0	0	0	0	0	0	3	4	1	1	0	0	0	0	0	0	0	0	0	0	0	0	0	0	0	0	0	0
0300	9	0	0	0	0	0	2	4	2	1	0	0	0	0	0	0	0	0	0	0	0	0	0	0	0	0	0	0	0
0400	16	0	0	0	0	0	2	5	6	3	0	0	0	0	0	0	0	0	0	0	0	0	0	0	0	0	0	0	0
0500	46	0	0	1	0	2	2	13	15	11	2	0	0	0	0	0	0	0	0	0	0	0	0	0	0	0	0	0	0
0600	119	0	1	0	1	5	6	45	39	19	2	1	0	0	0	0	0	0	0	0	0	0	0	0	0	0	0	0	0
0700	348	0	2	5	8	10	53	171	85	13	1	0	0	0	0	0	0	0	0	0	0	0	0	0	0	0	0	0	0
0800	**392**	**0**	**8**	**2**	**2**	**18**	**127**	**189**	**41**	**4**	**1**	**0**	**0**	**0**	**0**	**0**	**0**	**0**	**0**	**0**	**0**	**0**	**0**	**0**	**0**	**0**	**0**	**0**	**0**
0900	311	0	0	0	2	19	116	141	27	5	1	0	0	0	0	0	0	0	0	0	0	0	0	0	0	0	0	0	0
1000	301	0	0	0	2	38	131	109	20	1	0	0	0	0	0	0	0	0	0	0	0	0	0	0	0	0	0	0	0
1100	329	0	1	0	6	38	160	103	17	4	0	0	0	0	0	0	0	0	0	0	0	0	0	0	0	0	0	0	0
1200	**374**	**0**	**0**	**3**	**6**	**45**	**169**	**129**	**21**	**1**	**0**	**0**	**0**	**0**	**0**	**0**	**0**	**0**	**0**	**0**	**0**	**0**	**0**	**0**	**0**	**0**	**0**	**0**	**0**
1300	336	0	0	1	1	52	155	96	27	2	2	0	0	0	0	0	0	0	0	0	0	0	0	0	0	0	0	0	0
1400	371	0	3	4	5	40	155	142	19	2	1	0	0	0	0	0	0	0	0	0	0	0	0	0	0	0	0	0	0
1500	334	0	1	1	7	35	141	120	27	1	1	0	0	0	0	0	0	0	0	0	0	0	0	0	0	0	0	0	0
1600	326	0	0	0	1	21	166	109	27	2	0	0	0	0	0	0	0	0	0	0	0	0	0	0	0	0	0	0	0
1700	322	0	0	0	5	14	127	140	28	8	0	0	0	0	0	0	0	0	0	0	0	0	0	0	0	0	0	0	0
1800	261	0	1	0	5	31	116	87	16	5	0	0	0	0	0	0	0	0	0	0	0	0	0	0	0	0	0	0	0
1900	210	0	0	4	3	19	88	75	20	1	0	0	0	0	0	0	0	0	0	0	0	0	0	0	0	0	0	0	0
2000	138	0	1	0	0	3	37	60	31	5	0	1	0	0	0	0	0	0	0	0	0	0	0	0	0	0	0	0	0
2100	122	0	0	1	0	7	37	50	23	3	0	1	0	0	0	0	0	0	0	0	0	0	0	0	0	0	0	0	0
2200	62	0	0	1	2	4	11	33	6	4	1	0	0	0	0	0	0	0	0	0	0	0	0	0	0	0	0	0	0
2300	31	0	1	0	0	3	10	5	9	0	3	0	0	0	0	0	0	0	0	0	0	0	0	0	0	0	0	0	0
07-19	**4005**	**0**	**16**	**16**	**50**	**361**	**1616**	**1536**	**355**	**48**	**7**	**0**	**0**	**0**	**0**	**0**	**0**	**0**	**0**	**0**	**0**	**0**	**0**	**0**	**0**	**0**	**0**	**0**	**0**
06-22	**4594**	**0**	**18**	**21**	**54**	**395**	**1784**	**1766**	**468**	**76**	**9**	**3**	**0**	**0**	**0**	**0**	**0**	**0**	**0**	**0**	**0**	**0**	**0**	**0**	**0**	**0**	**0**	**0**	**0**
06-00	**4687**	**0**	**19**	**22**	**56**	**402**	**1805**	**1804**	**483**	**80**	**13**	**3**	**0**	**0**	**0**	**0**	**0**	**0**	**0**	**0**	**0**	**0**	**0**	**0**	**0**	**0**	**0**	**0**	**0**
00-00	**4792**	**0**	**19**	**23**	**57**	**405**	**1813**	**1840**	**516**	**99**	**16**	**4**	**0**	**0**	**0**	**0**	**0**	**0**	**0**	**0**	**0**	**0**	**0**	**0**	**0**	**0**	**0**	**0**	**0**

Nationwide Data Collection
for
Sam Shortt Consulting

Site 3
Location Milton Road East - approx 100 metres west of A199
Direction West

6022 / Musselburgh
February 2016
Automatic Traffic Count

Wednesday, 24 February 2016

Time	Total	Speed Bins (mph)																											
		0 - 5	5 - 10	10 - 15	15 - 20	20 - 25	25 - 30	30 - 35	35 - 40	40 - 45	45 - 50	50 - 55	55 - 60	60 - 65	65 - 70	70 - 75	75 - 80	80 - 85	85 - 90	90 - 95	95 - 100	100 - 105	105 - 110	110 - 115	115 - 120	120 - 125	125 - 130	130 - 135	135 - 140
0000	12	0	0	0	0	0	2	5	3	1	0	0	1	0	0	0	0	0	0	0	0	0	0	0	0	0	0	0	0
0100	2	0	0	0	0	0	0	1	1	0	0	0	0	0	0	0	0	0	0	0	0	0	0	0	0	0	0	0	0
0200	10	0	0	0	0	0	6	1	1	0	0	0	1	1	0	0	0	0	0	0	0	0	0	0	0	0	0	0	0
0300	9	0	0	0	0	1	5	1	2	0	0	0	0	0	0	0	0	0	0	0	0	0	0	0	0	0	0	0	0
0400	9	0	0	0	0	0	0	5	2	1	1	0	0	0	0	0	0	0	0	0	0	0	0	0	0	0	0	0	0
0500	57	0	1	1	3	2	12	27	11	0	0	0	0	0	0	0	0	0	0	0	0	0	0	0	0	0	0	0	0
0600	133	0	2	3	1	6	16	57	36	8	4	0	0	0	0	0	0	0	0	0	0	0	0	0	0	0	0	0	0
0700	317	0	3	8	4	7	77	155	53	9	1	0	0	0	0	0	0	0	0	0	0	0	0	0	0	0	0	0	0
0800	**362**	**0**	**4**	**4**	**2**	**11**	**108**	**168**	**51**	**13**	**1**	**0**	**0**	**0**	**0**	**0**	**0**	**0**	**0**	**0**	**0**	**0**	**0**	**0**	**0**	**0**	**0**	**0**	**0**
0900	307	0	0	1	4	26	127	109	37	3	0	0	0	0	0	0	0	0	0	0	0	0	0	0	0	0	0	0	0
1000	253	0	0	1	4	32	89	107	14	4	2	0	0	0	0	0	0	0	0	0	0	0	0	0	0	0	0	0	0
1100	265	0	1	0	3	16	112	104	23	6	0	0	0	0	0	0	0	0	0	0	0	0	0	0	0	0	0	0	0
1200	251	0	3	2	5	25	86	94	29	5	1	1	0	0	0	0	0	0	0	0	0	0	0	0	0	0	0	0	0
1300	260	0	0	2	6	26	119	80	23	2	2	0	0	0	0	0	0	0	0	0	0	0	0	0	0	0	0	0	0
1400	**290**	**0**	**2**	**2**	**4**	**34**	**118**	**110**	**18**	**2**	**0**	**0**	**0**	**0**	**0**	**0**	**0**	**0**	**0**	**0**	**0**	**0**	**0**	**0**	**0**	**0**	**0**	**0**	**0**
1500	273	0	1	2	5	27	112	106	18	2	0	0	0	0	0	0	0	0	0	0	0	0	0	0	0	0	0	0	0
1600	272	0	1	1	2	19	116	105	23	4	0	1	0	0	0	0	0	0	0	0	0	0	0	0	0	0	0	0	0
1700	283	0	4	2	7	34	123	94	17	2	0	0	0	0	0	0	0	0	0	0	0	0	0	0	0	0	0	0	0
1800	240	0	0	1	3	19	89	102	22	4	0	0	0	0	0	0	0	0	0	0	0	0	0	0	0	0	0	0	0
1900	214	0	1	3	2	21	84	85	16	2	0	0	0	0	0	0	0	0	0	0	0	0	0	0	0	0	0	0	0
2000	127	0	1	1	3	15	39	53	12	1	2	0	0	0	0	0	0	0	0	0	0	0	0	0	0	0	0	0	0
2100	131	0	1	0	3	13	47	51	14	1	1	0	0	0	0	0	0	0	0	0	0	0	0	0	0	0	0	0	0
2200	78	0	1	2	2	7	25	21	17	0	3	0	0	0	0	0	0	0	0	0	0	0	0	0	0	0	0	0	0
2300	31	0	0	0	1	1	4	18	6	1	0	0	0	0	0	0	0	0	0	0	0	0	0	0	0	0	0	0	0
07-19	**3373**	**0**	**19**	**26**	**49**	**276**	**1276**	**1334**	**328**	**56**	**7**	**2**	**0**	**0**	**0**	**0**	**0**	**0**	**0**	**0**	**0**	**0**	**0**	**0**	**0**	**0**	**0**	**0**	**0**
06-22	**3978**	**0**	**24**	**33**	**58**	**331**	**1462**	**1580**	**406**	**68**	**14**	**2**	**0**	**0**	**0**	**0**	**0**	**0**	**0**	**0**	**0**	**0**	**0**	**0**	**0**	**0**	**0**	**0**	**0**
06-00	**4087**	**0**	**25**	**35**	**61**	**339**	**1491**	**1619**	**429**	**69**	**17**	**2**	**0**	**0**	**0**	**0**	**0**	**0**	**0**	**0**	**0**	**0**	**0**	**0**	**0**	**0**	**0**	**0**	**0**
00-00	**4186**	**0**	**26**	**36**	**64**	**342**	**1516**	**1659**	**449**	**71**	**18**	**2**	**2**	**1**	**0**	**0**	**0**	**0**	**0**	**0**	**0**	**0**	**0**	**0**	**0**	**0**	**0**	**0**	**0**

Nationwide Data Collection
for
Sam Shortt Consulting

Site 3
Location Milton Road East - approx 100 metres west of A199
Direction West

6022 / Musselburgh
February 2016
Automatic Traffic Count

Thursday, 25 February 2016

Time	Total	Speed Bins (mph)																											
		0 - 5	5 - 10	10 - 15	15 - 20	20 - 25	25 - 30	30 - 35	35 - 40	40 - 45	45 - 50	50 - 55	55 - 60	60 - 65	65 - 70	70 - 75	75 - 80	80 - 85	85 - 90	90 - 95	95 - 100	100 - 105	105 - 110	110 - 115	115 - 120	120 - 125	125 - 130	130 - 135	135 - 140
0000	24	0	2	0	0	1	3	11	6	0	1	0	0	0	0	0	0	0	0	0	0	0	0	0	0	0	0	0	0
0100	11	0	0	0	0	1	2	4	4	0	0	0	0	0	0	0	0	0	0	0	0	0	0	0	0	0	0	0	0
0200	6	0	0	0	1	0	1	2	1	1	0	0	0	0	0	0	0	0	0	0	0	0	0	0	0	0	0	0	0
0300	8	0	0	0	0	0	1	4	3	0	0	0	0	0	0	0	0	0	0	0	0	0	0	0	0	0	0	0	0
0400	18	0	0	0	0	0	4	11	3	0	0	0	0	0	0	0	0	0	0	0	0	0	0	0	0	0	0	0	0
0500	37	0	0	2	3	0	5	21	4	2	0	0	0	0	0	0	0	0	0	0	0	0	0	0	0	0	0	0	0
0600	130	0	3	1	6	9	25	53	25	5	3	0	0	0	0	0	0	0	0	0	0	0	0	0	0	0	0	0	0
0700	318	0	4	3	2	14	88	158	40	6	3	0	0	0	0	0	0	0	0	0	0	0	0	0	0	0	0	0	0
0800	**343**	**0**	**5**	**5**	**6**	**13**	**100**	**158**	**49**	**6**	**1**	**0**	**0**	**0**	**0**	**0**	**0**	**0**	**0**	**0**	**0**	**0**	**0**	**0**	**0**	**0**	**0**	**0**	**0**
0900	255	0	0	2	6	13	84	117	26	6	1	0	0	0	0	0	0	0	0	0	0	0	0	0	0	0	0	0	0
1000	257	0	1	1	4	39	85	101	21	5	0	0	0	0	0	0	0	0	0	0	0	0	0	0	0	0	0	0	0
1100	253	0	0	4	10	22	113	86	14	3	1	0	0	0	0	0	0	0	0	0	0	0	0	0	0	0	0	0	0
1200	**286**	**0**	**1**	**1**	**6**	**30**	**124**	**97**	**24**	**2**	**1**	**0**	**0**	**0**	**0**	**0**	**0**	**0**	**0**	**0**	**0**	**0**	**0**	**0**	**0**	**0**	**0**	**0**	**0**
1300	268	0	0	3	3	15	108	104	31	3	1	0	0	0	0	0	0	0	0	0	0	0	0	0	0	0	0	0	0
1400	265	0	0	2	4	22	102	109	21	5	0	0	0	0	0	0	0	0	0	0	0	0	0	0	0	0	0	0	0
1500	256	0	2	3	2	26	91	111	19	2	0	0	0	0	0	0	0	0	0	0	0	0	0	0	0	0	0	0	0
1600	262	2	0	3	5	14	92	117	23	6	0	0	0	0	0	0	0	0	0	0	0	0	0	0	0	0	0	0	0
1700	245	1	0	0	2	10	92	115	20	4	0	0	0	1	0	0	0	0	0	0	0	0	0	0	0	0	0	0	0
1800	236	0	1	0	2	18	86	99	22	7	0	1	0	0	0	0	0	0	0	0	0	0	0	0	0	0	0	0	0
1900	175	0	0	1	3	17	61	66	18	5	2	2	0	0	0	0	0	0	0	0	0	0	0	0	0	0	0	0	0
2000	114	0	1	0	0	6	39	41	24	2	1	0	0	0	0	0	0	0	0	0	0	0	0	0	0	0	0	0	0
2100	104	1	1	1	2	6	24	39	23	5	1	1	0	0	0	0	0	0	0	0	0	0	0	0	0	0	0	0	0
2200	78	0	0	0	2	6	16	40	13	1	0	0	0	0	0	0	0	0	0	0	0	0	0	0	0	0	0	0	0
2300	30	1	0	0	1	2	7	12	7	0	0	0	0	0	0	0	0	0	0	0	0	0	0	0	0	0	0	0	0
07-19	**3244**	**3**	**14**	**27**	**52**	**236**	**1165**	**1372**	**310**	**55**	**8**	**1**	**0**	**1**	**0**	**0**	**0**	**0**	**0**	**0**	**0**	**0**	**0**	**0**	**0**	**0**	**0**	**0**	**0**
06-22	**3767**	**4**	**19**	**30**	**63**	**274**	**1314**	**1571**	**400**	**72**	**15**	**4**	**0**	**1**	**0**	**0**	**0**	**0**	**0**	**0**	**0**	**0**	**0**	**0**	**0**	**0**	**0**	**0**	**0**
06-00	**3875**	**5**	**19**	**30**	**66**	**282**	**1337**	**1623**	**420**	**73**	**15**	**4**	**0**	**1**	**0**	**0**	**0**	**0**	**0**	**0**	**0**	**0**	**0**	**0**	**0**	**0**	**0**	**0**	**0**
00-00	**3979**	**5**	**21**	**32**	**70**	**284**	**1353**	**1676**	**441**	**76**	**16**	**4**	**0**	**1**	**0**	**0**	**0**	**0**	**0**	**0**	**0**	**0**	**0**	**0**	**0**	**0**	**0**	**0**	**0**

Site 3
Location Milton Road East - approx 100 metres west of A199
Direction West

6022 / Musselburgh
February 2016
Automatic Traffic Count

Friday, 26 February 2016

Time	Total	Speed Bins (mph)																											
		0 - 5	5 - 10	10 - 15	15 - 20	20 - 25	25 - 30	30 - 35	35 - 40	40 - 45	45 - 50	50 - 55	55 - 60	60 - 65	65 - 70	70 - 75	75 - 80	80 - 85	85 - 90	90 - 95	95 - 100	100 - 105	105 - 110	110 - 115	115 - 120	120 - 125	125 - 130	130 - 135	135 - 140
0000	19	0	0	0	0	0	7	9	2	1	0	0	0	0	0	0	0	0	0	0	0	0	0	0	0	0	0	0	0
0100	12	0	0	0	0	0	2	3	6	1	0	0	0	0	0	0	0	0	0	0	0	0	0	0	0	0	0	0	0
0200	10	0	0	0	0	1	4	3	2	0	0	0	0	0	0	0	0	0	0	0	0	0	0	0	0	0	0	0	0
0300	6	0	0	0	0	0	2	3	1	0	0	0	0	0	0	0	0	0	0	0	0	0	0	0	0	0	0	0	0
0400	11	0	0	0	0	1	0	5	3	2	0	0	0	0	0	0	0	0	0	0	0	0	0	0	0	0	0	0	0
0500	45	0	0	1	2	1	10	20	8	3	0	0	0	0	0	0	0	0	0	0	0	0	0	0	0	0	0	0	0
0600	111	0	2	3	4	7	12	47	30	5	1	0	0	0	0	0	0	0	0	0	0	0	0	0	0	0	0	0	0
0700	256	0	2	7	0	17	61	108	49	10	2	0	0	0	0	0	0	0	0	0	0	0	0	0	0	0	0	0	0
0800	**298**	**0**	**5**	**5**	**4**	**14**	**102**	**121**	**37**	**10**	**0**	**0**	**0**	**0**	**0**	**0**	**0**	**0**	**0**	**0**	**0**	**0**	**0**	**0**	**0**	**0**	**0**	**0**	**0**
0900	249	0	0	1	1	19	91	112	23	2	0	0	0	0	0	0	0	0	0	0	0	0	0	0	0	0	0	0	0
1000	235	0	0	0	5	27	100	73	27	2	1	0	0	0	0	0	0	0	0	0	0	0	0	0	0	0	0	0	0
1100	240	0	0	1	12	17	71	107	26	5	1	0	0	0	0	0	0	0	0	0	0	0	0	0	0	0	0	0	0
1200	**279**	**0**	**1**	**1**	**3**	**9**	**114**	**126**	**22**	**2**	**1**	**0**	**0**	**0**	**0**	**0**	**0**	**0**	**0**	**0**	**0**	**0**	**0**	**0**	**0**	**0**	**0**	**0**	**0**
1300	267	0	2	2	7	24	107	101	20	4	0	0	0	0	0	0	0	0	0	0	0	0	0	0	0	0	0	0	0
1400	237	0	0	3	3	22	96	92	18	3	0	0	0	0	0	0	0	0	0	0	0	0	0	0	0	0	0	0	0
1500	251	0	0	0	11	26	82	110	16	6	0	0	0	0	0	0	0	0	0	0	0	0	0	0	0	0	0	0	0
1600	270	0	2	0	1	17	107	115	21	7	0	0	0	0	0	0	0	0	0	0	0	0	0	0	0	0	0	0	0
1700	252	0	4	1	3	26	99	95	19	3	0	0	0	2	0	0	0	0	0	0	0	0	0	0	0	0	0	0	0
1800	211	0	0	3	4	22	91	72	18	0	0	1	0	0	0	0	0	0	0	0	0	0	0	0	0	0	0	0	0
1900	194	1	0	0	0	21	62	83	23	2	2	0	0	0	0	0	0	0	0	0	0	0	0	0	0	0	0	0	0
2000	135	0	0	1	1	18	57	46	9	2	0	1	0	0	0	0	0	0	0	0	0	0	0	0	0	0	0	0	0
2100	109	0	0	3	0	11	45	37	8	2	3	0	0	0	0	0	0	0	0	0	0	0	0	0	0	0	0	0	0
2200	78	0	2	1	2	11	29	26	6	0	0	1	0	0	0	0	0	0	0	0	0	0	0	0	0	0	0	0	0
2300	57	0	0	0	0	6	15	22	12	2	0	0	0	0	0	0	0	0	0	0	0	0	0	0	0	0	0	0	0
07-19	**3045**	**0**	**16**	**24**	**54**	**240**	**1121**	**1232**	**296**	**54**	**5**	**1**	**0**	**2**	**0**	**0**	**0**	**0**	**0**	**0**	**0**	**0**	**0**	**0**	**0**	**0**	**0**	**0**	**0**
06-22	**3594**	**1**	**18**	**31**	**59**	**297**	**1297**	**1445**	**366**	**65**	**11**	**2**	**0**	**2**	**0**	**0**	**0**	**0**	**0**	**0**	**0**	**0**	**0**	**0**	**0**	**0**	**0**	**0**	**0**
06-00	**3729**	**1**	**20**	**32**	**61**	**314**	**1341**	**1493**	**384**	**67**	**11**	**3**	**0**	**2**	**0**	**0**	**0**	**0**	**0**	**0**	**0**	**0**	**0**	**0**	**0**	**0**	**0**	**0**	**0**
00-00	**3832**	**1**	**20**	**33**	**63**	**317**	**1366**	**1536**	**406**	**74**	**11**	**3**	**0**	**2**	**0**	**0**	**0**	**0**	**0**	**0**	**0**	**0**	**0**	**0**	**0**	**0**	**0**	**0**	**0**

Site 3
Location Milton Road East - approx 100 metres west of A199
Direction West

6022 / Musselburgh
February 2016
Automatic Traffic Count

Saturday, 27 February 2016

Time	Total	Speed Bins (mph)																											
		0 - 5	5 - 10	10 - 15	15 - 20	20 - 25	25 - 30	30 - 35	35 - 40	40 - 45	45 - 50	50 - 55	55 - 60	60 - 65	65 - 70	70 - 75	75 - 80	80 - 85	85 - 90	90 - 95	95 - 100	100 - 105	105 - 110	110 - 115	115 - 120	120 - 125	125 - 130	130 - 135	135 - 140
0000	51	0	0	0	0	2	14	21	10	4	0	0	0	0	0	0	0	0	0	0	0	0	0	0	0	0	0	0	0
0100	27	0	0	0	0	1	13	10	2	1	0	0	0	0	0	0	0	0	0	0	0	0	0	0	0	0	0	0	0
0200	16	0	0	0	0	2	4	6	3	1	0	0	0	0	0	0	0	0	0	0	0	0	0	0	0	0	0	0	0
0300	16	0	0	0	0	0	5	9	2	0	0	0	0	0	0	0	0	0	0	0	0	0	0	0	0	0	0	0	0
0400	13	0	0	0	0	2	4	2	3	1	1	0	0	0	0	0	0	0	0	0	0	0	0	0	0	0	0	0	0
0500	17	0	0	0	2	1	5	7	1	1	0	0	0	0	0	0	0	0	0	0	0	0	0	0	0	0	0	0	0
0600	46	0	0	0	0	4	16	18	5	3	0	0	0	0	0	0	0	0	0	0	0	0	0	0	0	0	0	0	0
0700	89	0	0	0	0	1	22	32	25	7	1	1	0	0	0	0	0	0	0	0	0	0	0	0	0	0	0	0	0
0800	136	0	1	4	3	10	34	63	18	2	1	0	0	0	0	0	0	0	0	0	0	0	0	0	0	0	0	0	0
0900	183	0	1	2	2	14	46	89	23	3	2	1	0	0	0	0	0	0	0	0	0	0	0	0	0	0	0	0	0
1000	245	0	3	3	4	16	106	90	20	1	2	0	0	0	0	0	0	0	0	0	0	0	0	0	0	0	0	0	0
1100	**286**	**0**	**5**	**11**	**2**	**23**	**109**	**104**	**26**	**6**	**0**	**0**	**0**	**0**	**0**	**0**	**0**	**0**	**0**	**0**	**0**	**0**	**0**	**0**	**0**	**0**	**0**	**0**	**0**
1200	285	0	6	10	11	19	101	111	20	5	2	0	0	0	0	0	0	0	0	0	0	0	0	0	0	0	0	0	0
1300	272	0	2	10	5	23	97	106	27	2	0	0	0	0	0	0	0	0	0	0	0	0	0	0	0	0	0	0	0
1400	**290**	**0**	**1**	**0**	**1**	**13**	**118**	**126**	**25**	**4**	**2**	**0**	**0**	**0**	**0**	**0**	**0**	**0**	**0**	**0**	**0**	**0**	**0**	**0**	**0**	**0**	**0**	**0**	**0**
1500	239	0	0	1	8	27	82	94	22	4	1	0	0	0	0	0	0	0	0	0	0	0	0	0	0	0	0	0	0
1600	235	0	2	1	2	17	82	93	34	4	0	0	0	0	0	0	0	0	0	0	0	0	0	0	0	0	0	0	0
1700	199	0	1	2	2	24	73	76	18	1	1	1	0	0	0	0	0	0	0	0	0	0	0	0	0	0	0	0	0
1800	194	0	0	3	7	26	78	66	9	5	0	0	0	0	0	0	0	0	0	0	0	0	0	0	0	0	0	0	0
1900	159	0	1	0	4	12	70	61	6	3	1	1	0	0	0	0	0	0	0	0	0	0	0	0	0	0	0	0	0
2000	108	0	0	0	1	17	26	47	12	3	0	0	1	1	0	0	0	0	0	0	0	0	0	0	0	0	0	0	0
2100	82	0	0	1	0	6	21	35	14	5	0	0	0	0	0	0	0	0	0	0	0	0	0	0	0	0	0	0	0
2200	77	0	0	1	2	6	18	28	14	7	1	0	0	0	0	0	0	0	0	0	0	0	0	0	0	0	0	0	0
2300	68	0	0	2	0	6	24	27	8	1	0	0	0	0	0	0	0	0	0	0	0	0	0	0	0	0	0	0	0
07-19	**2653**	**0**	**22**	**47**	**47**	**213**	**948**	**1050**	**267**	**44**	**12**	**3**	**0**	**0**	**0**	**0**	**0**	**0**	**0**	**0**	**0**	**0**	**0**	**0**	**0**	**0**	**0**	**0**	**0**
06-22	**3048**	**0**	**23**	**48**	**52**	**252**	**1081**	**1211**	**304**	**58**	**13**	**4**	**1**	**1**	**0**	**0**	**0**	**0**	**0**	**0**	**0**	**0**	**0**	**0**	**0**	**0**	**0**	**0**	**0**
06-00	**3193**	**0**	**23**	**51**	**54**	**264**	**1123**	**1266**	**326**	**66**	**14**	**4**	**1**	**1**	**0**	**0**	**0**	**0**	**0**	**0**	**0**	**0**	**0**	**0**	**0**	**0**	**0**	**0**	**0**
00-00	**3333**	**0**	**23**	**51**	**56**	**272**	**1168**	**1321**	**347**	**74**	**15**	**4**	**1**	**1**	**0**	**0**	**0**	**0**	**0**	**0**	**0**	**0**	**0**	**0**	**0**	**0**	**0**	**0**	**0**

Nationwide Data Collection
for
Sam Shortt Consulting

Site 3
Location Milton Road East - approx 100 metres west of A199
Direction West

6022 / Musselburgh
February 2016
Automatic Traffic Count

Sunday, 28 February 2016

Time	Total	Speed Bins (mph)																											
		0 - 5	5 - 10	10 - 15	15 - 20	20 - 25	25 - 30	30 - 35	35 - 40	40 - 45	45 - 50	50 - 55	55 - 60	60 - 65	65 - 70	70 - 75	75 - 80	80 - 85	85 - 90	90 - 95	95 - 100	100 - 105	105 - 110	110 - 115	115 - 120	120 - 125	125 - 130	130 - 135	135 - 140
0000	69	0	0	0	1	3	24	33	6	2	0	0	0	0	0	0	0	0	0	0	0	0	0	0	0	0	0	0	0
0100	38	0	0	0	1	1	16	16	4	0	0	0	0	0	0	0	0	0	0	0	0	0	0	0	0	0	0	0	0
0200	28	0	0	0	0	1	2	15	6	1	1	0	0	2	0	0	0	0	0	0	0	0	0	0	0	0	0	0	0
0300	24	0	0	0	0	0	4	15	5	0	0	0	0	0	0	0	0	0	0	0	0	0	0	0	0	0	0	0	0
0400	19	0	0	0	0	0	4	11	2	1	1	0	0	0	0	0	0	0	0	0	0	0	0	0	0	0	0	0	0
0500	21	0	0	1	1	0	1	14	4	0	0	0	0	0	0	0	0	0	0	0	0	0	0	0	0	0	0	0	0
0600	26	0	0	0	0	2	6	14	4	0	0	0	0	0	0	0	0	0	0	0	0	0	0	0	0	0	0	0	0
0700	49	0	0	1	1	5	11	22	4	5	0	0	0	0	0	0	0	0	0	0	0	0	0	0	0	0	0	0	0
0800	63	0	1	0	0	5	12	25	17	2	0	1	0	0	0	0	0	0	0	0	0	0	0	0	0	0	0	0	0
0900	135	0	1	0	1	5	27	66	26	9	0	0	0	0	0	0	0	0	0	0	0	0	0	0	0	0	0	0	0
1000	173	0	1	4	0	6	42	85	34	1	0	0	0	0	0	0	0	0	0	0	0	0	0	0	0	0	0	0	0
1100	**229**	**0**	**2**	**12**	**3**	**11**	**54**	**101**	**35**	**10**	**1**	**0**	**0**	**0**	**0**	**0**	**0**	**0**	**0**	**0**	**0**	**0**	**0**	**0**	**0**	**0**	**0**	**0**	**0**
1200	**294**	**0**	**5**	**1**	**3**	**11**	**89**	**135**	**44**	**6**	**0**	**0**	**0**	**0**	**0**	**0**	**0**	**0**	**0**	**0**	**0**	**0**	**0**	**0**	**0**	**0**	**0**	**0**	**0**
1300	252	0	2	3	1	9	66	117	47	5	2	0	0	0	0	0	0	0	0	0	0	0	0	0	0	0	0	0	0
1400	240	0	4	0	4	26	63	105	35	1	0	1	0	1	0	0	0	0	0	0	0	0	0	0	0	0	0	0	0
1500	267	0	1	1	4	19	127	80	31	3	0	1	0	0	0	0	0	0	0	0	0	0	0	0	0	0	0	0	0
1600	263	0	4	3	0	4	96	123	29	4	0	0	0	0	0	0	0	0	0	0	0	0	0	0	0	0	0	0	0
1700	231	0	2	3	0	21	91	89	19	6	0	0	0	0	0	0	0	0	0	0	0	0	0	0	0	0	0	0	0
1800	162	0	1	1	1	26	56	54	20	2	1	0	0	0	0	0	0	0	0	0	0	0	0	0	0	0	0	0	0
1900	126	0	0	3	0	10	44	51	13	3	1	1	0	0	0	0	0	0	0	0	0	0	0	0	0	0	0	0	0
2000	99	0	0	0	3	6	34	40	10	4	2	0	0	0	0	0	0	0	0	0	0	0	0	0	0	0	0	0	0
2100	81	0	0	1	1	6	24	33	14	0	0	1	0	1	0	0	0	0	0	0	0	0	0	0	0	0	0	0	0
2200	52	0	1	0	2	7	11	18	10	3	0	0	0	0	0	0	0	0	0	0	0	0	0	0	0	0	0	0	0
2300	26	0	0	1	0	1	8	12	4	0	0	0	0	0	0	0	0	0	0	0	0	0	0	0	0	0	0	0	0
07-19	**2358**	**0**	**24**	**29**	**18**	**148**	**734**	**1002**	**341**	**54**	**4**	**3**	**0**	**1**	**0**	**0**	**0**	**0**	**0**	**0**	**0**	**0**	**0**	**0**	**0**	**0**	**0**	**0**	**0**
06-22	**2690**	**0**	**24**	**33**	**22**	**172**	**842**	**1140**	**382**	**61**	**7**	**5**	**0**	**2**	**0**	**0**	**0**	**0**	**0**	**0**	**0**	**0**	**0**	**0**	**0**	**0**	**0**	**0**	**0**
06-00	**2768**	**0**	**25**	**34**	**24**	**180**	**861**	**1170**	**396**	**64**	**7**	**5**	**0**	**2**	**0**	**0**	**0**	**0**	**0**	**0**	**0**	**0**	**0**	**0**	**0**	**0**	**0**	**0**	**0**
00-00	**2967**	**0**	**25**	**35**	**27**	**185**	**912**	**1274**	**423**	**68**	**9**	**5**	**0**	**4**	**0**	**0**	**0**	**0**	**0**	**0**	**0**	**0**	**0**	**0**	**0**	**0**	**0**	**0**	**0**

Nationwide Data Collection
for
Sam Shortt Consulting

Site 3
Location Milton Road East - approx 100 metres west of A199
Direction West

6022 / Musselburgh
February 2016
Automatic Traffic Count

Monday, 29 February 2016

Time	Total	Speed Bins (mph)																											
		0 - 5	5 - 10	10 - 15	15 - 20	20 - 25	25 - 30	30 - 35	35 - 40	40 - 45	45 - 50	50 - 55	55 - 60	60 - 65	65 - 70	70 - 75	75 - 80	80 - 85	85 - 90	90 - 95	95 - 100	100 - 105	105 - 110	110 - 115	115 - 120	120 - 125	125 - 130	130 - 135	135 - 140
0000	15	0	0	0	1	0	2	7	4	1	0	0	0	0	0	0	0	0	0	0	0	0	0	0	0	0	0	0	0
0100	13	0	0	0	0	1	5	3	4	0	0	0	0	0	0	0	0	0	0	0	0	0	0	0	0	0	0	0	0
0200	4	0	0	0	0	0	1	0	2	1	0	0	0	0	0	0	0	0	0	0	0	0	0	0	0	0	0	0	0
0300	5	0	0	0	0	1	1	1	0	1	0	1	0	0	0	0	0	0	0	0	0	0	0	0	0	0	0	0	0
0400	11	0	0	0	0	0	2	5	3	0	0	1	0	0	0	0	0	0	0	0	0	0	0	0	0	0	0	0	0
0500	33	0	0	2	1	3	3	12	12	0	0	0	0	0	0	0	0	0	0	0	0	0	0	0	0	0	0	0	0
0600	95	0	5	1	1	8	12	36	25	4	3	0	0	0	0	0	0	0	0	0	0	0	0	0	0	0	0	0	0
0700	256	0	3	5	3	13	61	122	45	4	0	0	0	0	0	0	0	0	0	0	0	0	0	0	0	0	0	0	0
0800	**315**	**0**	**5**	**9**	**5**	**20**	**104**	**112**	**50**	**9**	**1**	**0**	**0**	**0**	**0**	**0**	**0**	**0**	**0**	**0**	**0**	**0**	**0**	**0**	**0**	**0**	**0**	**0**	**0**
0900	202	0	1	0	2	34	54	90	19	1	1	0	0	0	0	0	0	0	0	0	0	0	0	0	0	0	0	0	0
1000	229	0	1	2	2	15	84	101	22	2	0	0	0	0	0	0	0	0	0	0	0	0	0	0	0	0	0	0	0
1100	237	0	0	0	4	27	103	86	15	2	0	0	0	0	0	0	0	0	0	0	0	0	0	0	0	0	0	0	0
1200	233	0	1	4	1	26	107	75	19	0	0	0	0	0	0	0	0	0	0	0	0	0	0	0	0	0	0	0	0
1300	221	0	1	1	2	25	96	79	16	1	0	0	0	0	0	0	0	0	0	0	0	0	0	0	0	0	0	0	0
1400	**245**	**0**	**0**	**1**	**2**	**22**	**114**	**82**	**23**	**1**	**0**	**0**	**0**	**0**	**0**	**0**	**0**	**0**	**0**	**0**	**0**	**0**	**0**	**0**	**0**	**0**	**0**	**0**	**0**
1500	226	0	1	2	6	19	81	91	21	4	1	0	0	0	0	0	0	0	0	0	0	0	0	0	0	0	0	0	0
1600	231	1	2	2	4	27	81	82	31	1	0	0	0	0	0	0	0	0	0	0	0	0	0	0	0	0	0	0	0
1700	214	0	0	0	0	19	64	104	24	3	0	0	0	0	0	0	0	0	0	0	0	0	0	0	0	0	0	0	0
1800	163	0	0	0	7	13	72	62	8	1	0	0	0	0	0	0	0	0	0	0	0	0	0	0	0	0	0	0	0
1900	20	0	0	0	0	3	10	4	2	1	0	0	0	0	0	0	0	0	0	0	0	0	0	0	0	0	0	0	0
2000	0	0	0	0	0	0	0	0	0	0	0	0	0	0	0	0	0	0	0	0	0	0	0	0	0	0	0	0	0
2100	0	0	0	0	0	0	0	0	0	0	0	0	0	0	0	0	0	0	0	0	0	0	0	0	0	0	0	0	0
2200	39	0	0	2	3	5	6	15	5	3	0	0	0	0	0	0	0	0	0	0	0	0	0	0	0	0	0	0	0
2300	30	0	0	2	0	0	8	12	6	2	0	0	0	0	0	0	0	0	0	0	0	0	0	0	0	0	0	0	0
07-19	**2772**	**1**	**15**	**26**	**38**	**260**	**1021**	**1086**	**293**	**29**	**3**	**0**	**0**	**0**	**0**	**0**	**0**	**0**	**0**	**0**	**0**	**0**	**0**	**0**	**0**	**0**	**0**	**0**	**0**
06-22	**2887**	**1**	**20**	**27**	**39**	**271**	**1043**	**1126**	**320**	**34**	**6**	**0**	**0**	**0**	**0**	**0**	**0**	**0**	**0**	**0**	**0**	**0**	**0**	**0**	**0**	**0**	**0**	**0**	**0**
06-00	**2956**	**1**	**20**	**31**	**42**	**276**	**1057**	**1153**	**331**	**39**	**6**	**0**	**0**	**0**	**0**	**0**	**0**	**0**	**0**	**0**	**0**	**0**	**0**	**0**	**0**	**0**	**0**	**0**	**0**
00-00	**3037**	**1**	**20**	**33**	**44**	**281**	**1071**	**1181**	**356**	**42**	**6**	**2**	**0**	**0**	**0**	**0**	**0**	**0**	**0**	**0**	**0**	**0**	**0**	**0**	**0**	**0**	**0**	**0**	**0**

Nationwide Data Collection
for
Sam Shortt Consulting

Site 3
Location Milton Road East - approx 100 metres west of A199
Direction West

6022 / Musselburgh
February 2016
Automatic Traffic Count

Virtual Day (7)

Time	Total	Speed Bins (mph)																											
		0 - 5	5 - 10	10 - 15	15 - 20	20 - 25	25 - 30	30 - 35	35 - 40	40 - 45	45 - 50	50 - 55	55 - 60	60 - 65	65 - 70	70 - 75	75 - 80	80 - 85	85 - 90	90 - 95	95 - 100	100 - 105	105 - 110	110 - 115	115 - 120	120 - 125	125 - 130	130 - 135	135 - 140
0000	30	0	0	0	0	1	8	13	5	2	0	0	0	0	0	0	0	0	0	0	0	0	0	0	0	0	0	0	0
0100	16	0	0	0	0	1	5	6	3	0	0	0	0	0	0	0	0	0	0	0	0	0	0	0	0	0	0	0	0
0200	12	0	0	0	0	1	3	4	3	1	0	0	0	0	0	0	0	0	0	0	0	0	0	0	0	0	0	0	0
0300	11	0	0	0	0	0	3	5	2	0	0	0	0	0	0	0	0	0	0	0	0	0	0	0	0	0	0	0	0
0400	14	0	0	0	0	0	2	6	3	1	0	0	0	0	0	0	0	0	0	0	0	0	0	0	0	0	0	0	0
0500	37	0	0	1	2	1	5	16	8	2	0	0	0	0	0	0	0	0	0	0	0	0	0	0	0	0	0	0	0
0600	94	0	2	1	2	6	13	39	23	6	2	0	0	0	0	0	0	0	0	0	0	0	0	0	0	0	0	0	0
0700	233	0	2	4	3	10	53	110	43	8	1	0	0	0	0	0	0	0	0	0	0	0	0	0	0	0	0	0	0
0800	**273**	**0**	**4**	**4**	**3**	**13**	**84**	**119**	**38**	**7**	**1**	**0**	**0**	**0**	**0**	**0**	**0**	**0**	**0**	**0**	**0**	**0**	**0**	**0**	**0**	**0**	**0**	**0**	**0**
0900	235	0	0	1	3	19	78	103	26	4	1	0	0	0	0	0	0	0	0	0	0	0	0	0	0	0	0	0	0
1000	242	0	1	2	3	25	91	95	23	2	1	0	0	0	0	0	0	0	0	0	0	0	0	0	0	0	0	0	0
1100	263	0	1	4	6	22	103	99	22	5	0	0	0	0	0	0	0	0	0	0	0	0	0	0	0	0	0	0	0
1200	**286**	**0**	**2**	**3**	**5**	**24**	**113**	**110**	**26**	**3**	**1**	**0**	**0**	**0**	**0**	**0**	**0**	**0**	**0**	**0**	**0**	**0**	**0**	**0**	**0**	**0**	**0**	**0**	**0**
1300	268	0	1	3	4	25	107	98	27	3	1	0	0	0	0	0	0	0	0	0	0	0	0	0	0	0	0	0	0
1400	277	0	1	2	3	26	109	109	23	3	0	0	0	0	0	0	0	0	0	0	0	0	0	0	0	0	0	0	0
1500	264	0	1	1	6	26	102	102	22	3	0	0	0	0	0	0	0	0	0	0	0	0	0	0	0	0	0	0	0
1600	266	0	2	1	2	17	106	106	27	4	0	0	0	0	0	0	0	0	0	0	0	0	0	0	0	0	0	0	0
1700	249	0	2	1	3	21	96	102	21	4	0	0	0	0	0	0	0	0	0	0	0	0	0	0	0	0	0	0	0
1800	210	0	0	1	4	22	84	77	16	3	0	0	0	0	0	0	0	0	0	0	0	0	0	0	0	0	0	0	0
1900	157	0	0	2	2	15	60	61	14	2	1	1	0	0	0	0	0	0	0	0	0	0	0	0	0	0	0	0	0
2000	103	0	0	0	1	9	33	41	14	2	1	0	0	0	0	0	0	0	0	0	0	0	0	0	0	0	0	0	0
2100	90	0	0	1	1	7	28	35	14	2	1	0	0	0	0	0	0	0	0	0	0	0	0	0	0	0	0	0	0
2200	66	0	1	1	2	7	17	26	10	3	1	0	0	0	0	0	0	0	0	0	0	0	0	0	0	0	0	0	0
2300	39	0	0	1	0	3	11	15	7	1	0	0	0	0	0	0	0	0	0	0	0	0	0	0	0	0	0	0	0
07-19	**3064**	**1**	**18**	**28**	**44**	**248**	**1126**	**1230**	**313**	**49**	**7**	**1**	**0**	**1**	**0**	**0**	**0**	**0**	**0**	**0**	**0**	**0**	**0**	**0**	**0**	**0**	**0**	**0**	**0**
06-22	**3508**	**1**	**21**	**32**	**50**	**285**	**1260**	**1406**	**378**	**62**	**11**	**3**	**0**	**1**	**0**	**0**	**0**	**0**	**0**	**0**	**0**	**0**	**0**	**0**	**0**	**0**	**0**	**0**	**0**
06-00	**3614**	**1**	**22**	**34**	**52**	**294**	**1288**	**1447**	**396**	**65**	**12**	**3**	**0**	**1**	**0**	**0**	**0**	**0**	**0**	**0**	**0**	**0**	**0**	**0**	**0**	**0**	**0**	**0**	**0**
00-00	**3732**	**1**	**22**	**35**	**54**	**298**	**1314**	**1498**	**420**	**72**	**13**	**3**	**0**	**1**	**0**	**0**	**0**	**0**	**0**	**0**	**0**	**0**	**0**	**0**	**0**	**0**	**0**	**0**	**0**

Site 3
Location Milton Road East - approx 100 metres west of A199
Direction West

6022 / Musselburgh
February 2016
Automatic Traffic Count

Virtual Week (1)

Time	Total	Speed Bins (mph)																											
		0 - 5	5 - 10	10 - 15	15 - 20	20 - 25	25 - 30	30 - 35	35 - 40	40 - 45	45 - 50	50 - 55	55 - 60	60 - 65	65 - 70	70 - 75	75 - 80	80 - 85	85 - 90	90 - 95	95 - 100	100 - 105	105 - 110	110 - 115	115 - 120	120 - 125	125 - 130	130 - 135	135 - 140
Mon	3037	1	20	33	44	281	1071	1181	356	42	6	2	0	0	0	0	0	0	0	0	0	0	0	0	0	0	0	0	0
Tue	4792	0	19	23	57	405	1813	1840	516	99	16	4	0	0	0	0	0	0	0	0	0	0	0	0	0	0	0	0	0
Wed	4186	0	26	36	64	342	1516	1659	449	71	18	2	2	1	0	0	0	0	0	0	0	0	0	0	0	0	0	0	0
Thu	3979	5	21	32	70	284	1353	1676	441	76	16	4	0	1	0	0	0	0	0	0	0	0	0	0	0	0	0	0	0
Fri	3832	1	20	33	63	317	1366	1536	406	74	11	3	0	2	0	0	0	0	0	0	0	0	0	0	0	0	0	0	0
| Sat	3333	0	23	51	56	272	1168	1321	347	74	15	4	1	1	0	0	0	0	0	0	0	0	0	0	0	0	0	0	0
| Sun	2967	0	25	35	27	185	912	1274	423	68	9	5	0	4	0	0	0	0	0	0	0	0	0	0	0	0	0	0	0
5 Day Ave.	**3965**	**1**	**21**	**31**	**60**	**326**	**1424**	**1578**	**434**	**72**	**13**	**3**	**0**	**1**	**0**	**0**	**0**	**0**	**0**	**0**	**0**	**0**	**0**	**0**	**0**	**0**	**0**	**0**	**0**
7 Day Ave.	**3732**	**1**	**22**	**35**	**54**	**298**	**1314**	**1498**	**420**	**72**	**13**	**3**	**0**	**1**	**0**	**0**	**0**	**0**	**0**	**0**	**0**	**0**	**0**	**0**	**0**	**0**	**0**	**0**	**0**
--	**26126**	**7**	**154**	**243**	**381**	**2086**	**9199**	**10487**	**2938**	**504**	**91**	**24**	**3**	**9**	**0**	**0**	**0**	**0**	**0**	**0**	**0**	**0**	**0**	**0**	**0**	**0**	**0**	**0**	**0**

Summary Graphs

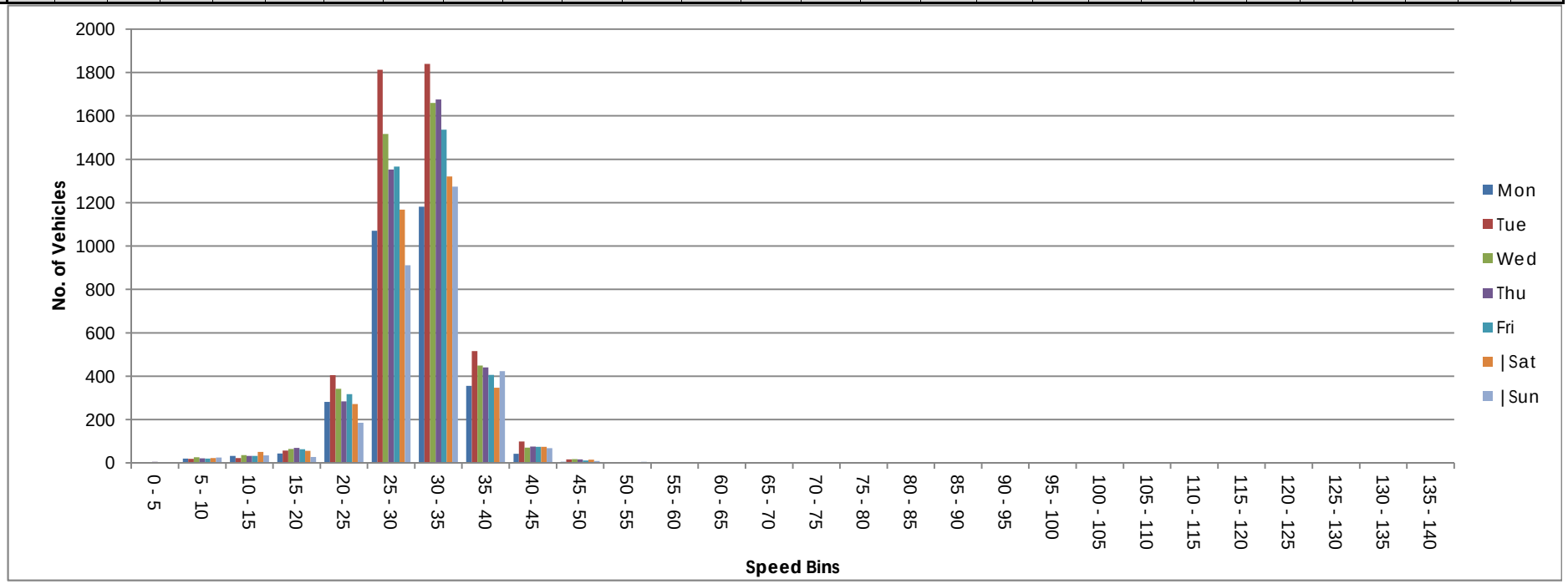

Nationwide Data Collection
for
Sam Shortt Consulting

Site 3
Location Milton Road East - approx 100 metres west of A199
Direction East West

Tuesday, 23 February 2016

6022 / Musselburgh
February 2016
Automatic Traffic Count

Time	Total	Classification												>PSL	>PSL%	>SL1	>SL1%	>SL2	>SL2%	Mean	Vpp
		1	2	3	4	5	6	7	8	9	10	11	12	40	40	46	46	55	55		85
		MCL	SV	SVT	TB2	TB3	T4	ART3	ART4	ART5	ART6	BD	DRT			ACPO	ACPO	DfT	DfT		
0000	45	1	37	0	7	0	0	0	0	0	0	0	0	5	11.1	1	2.2	0	0	33.7	37.4
0100	17	0	15	0	2	0	0	0	0	0	0	0	0	3	17.6	0	0	0	0	35	39.4
0200	18	0	13	0	5	0	0	0	0	0	0	0	0	3	16.7	1	5.6	0	0	37	39.8
0300	14	0	8	0	6	0	0	0	0	0	0	0	0	2	14.3	0	0	0	0	35.2	38.5
0400	24	0	22	0	2	0	0	0	0	0	0	0	0	5	20.8	0	0	0	0	35.7	40.3
0500	64	3	54	0	7	0	0	0	0	0	0	0	0	17	26.6	1	1.6	0	0	35.6	40.9
0600	159	4	135	1	16	0	1	1	0	0	1	0	0	27	17	3	1.9	0	0	34.5	40
0700	492	11	430	3	43	1	1	2	0	1	0	0	0	21	4.3	1	0.2	0	0	32	36.9
0800	**634**	**14**	**585**	**1**	**31**	**0**	**0**	**1**	**1**	**1**	**0**	**0**	**0**	**12**	**1.9**	**2**	**0.3**	**0**	**0**	**30.7**	**34.7**
0900	567	4	511	1	45	2	1	1	1	1	0	0	0	9	1.6	1	0.2	0	0	30.5	34.2
1000	556	2	505	2	45	1	0	0	0	1	0	0	0	4	0.7	0	0	0	0	30	34.2
1100	616	5	550	2	50	1	1	0	3	1	3	0	0	10	1.6	1	0.2	1	0.2	30	33.8
1200	671	7	621	1	38	0	1	0	0	2	1	0	0	9	1.3	0	0	0	0	29.6	33.6
1300	659	5	614	2	35	0	0	2	0	1	0	0	0	8	1.2	2	0.3	0	0	29.5	33.8
1400	665	9	598	2	47	2	0	3	1	1	2	0	0	8	1.2	2	0.3	0	0	29.7	33.8
1500	**676**	**3**	**640**	**0**	**31**	**2**	**0**	**0**	**0**	**0**	**0**	**0**	**0**	**6**	**0.9**	**2**	**0.3**	**0**	**0**	**29.9**	**34.2**
1600	661	8	602	7	39	4	0	1	0	0	0	0	0	8	1.2	1	0.2	0	0	29	33.8
1700	661	20	596	7	30	3	1	0	0	0	2	1	1	13	2	1	0.2	0	0	29.8	34.2
1800	605	12	553	4	34	0	2	0	0	0	0	0	0	8	1.3	0	0	0	0	28.3	32.9
1900	446	3	420	2	17	2	2	0	0	0	0	0	0	2	0.4	0	0	0	0	29.2	33.8
2000	302	3	284	1	12	2	0	0	0	0	0	0	0	12	4	1	0.3	0	0	31.5	36
2100	251	1	234	0	13	2	0	1	0	0	0	0	0	7	2.8	2	0.8	0	0	31.3	35.6
2200	153	0	144	1	7	0	0	1	0	0	0	0	0	9	5.9	2	1.3	0	0	32.2	36
2300	72	1	61	0	10	0	0	0	0	0	0	0	0	4	5.6	2	2.8	0	0	31.8	36.7
07-19	**7463**	**100**	**6805**	**32**	**468**	**16**	**7**	**10**	**6**	**9**	**8**	**1**	**1**	**116**	**1.6**	**13**	**0.2**	**1**	**0**	**29.9**	**34.2**
06-22	**8621**	**111**	**7878**	**36**	**526**	**22**	**10**	**12**	**6**	**9**	**9**	**1**	**1**	**164**	**1.9**	**19**	**0.2**	**1**	**0**	**30**	**34.4**
06-00	**8846**	**112**	**8083**	**37**	**543**	**22**	**10**	**13**	**6**	**9**	**9**	**1**	**1**	**177**	**2**	**23**	**0.3**	**1**	**0**	**30.1**	**34.7**
00-00	**9028**	**116**	**8232**	**37**	**572**	**22**	**10**	**13**	**6**	**9**	**9**	**1**	**1**	**212**	**2.3**	**26**	**0.3**	**1**	**0**	**30.2**	**34.7**

Nationwide Data Collection
for
Sam Shortt Consulting

Site 3
Location Milton Road East - approx 100 metres west of A199
Direction East West

Wednesday, 24 February 2016

6022 / Musselburgh
February 2016
Automatic Traffic Count

Time	Total	Classification												>PSL	>PSL%	>SL1	>SL1%	>SL2	>SL2%	Mean	Vpp
		1	2	3	4	5	6	7	8	9	10	11	12	40	40	46	46	55	55		85
		MCL	SV	SVT	TB2	TB3	T4	ART3	ART4	ART5	ART6	BD	DRT			ACPO	ACPO	DfT	DfT		
0000	39	0	37	0	2	0	0	0	0	0	0	0	0	11	28.2	3	7.7	1	2.6	35.4	41.8
0100	15	1	12	0	2	0	0	0	0	0	0	0	0	3	20	0	0	0	0	35	40.3
0200	13	0	13	0	0	0	0	0	0	0	0	0	0	2	15.4	2	15.4	2	15.4	35.4	39.1
0300	16	0	13	0	3	0	0	0	0	0	0	0	0	1	6.3	0	0	0	0	32.7	38.5
0400	19	0	18	0	1	0	0	0	0	0	0	0	0	8	42.1	4	21.1	2	10.5	40.5	46.5
0500	75	5	61	0	8	1	0	0	0	0	0	0	0	2	2.7	1	1.3	0	0	31.6	37.6
0600	175	6	153	0	14	1	0	0	0	0	1	0	0	14	8	3	1.7	0	0	32.8	38
0700	458	14	399	1	43	1	0	0	0	0	0	0	0	16	3.5	0	0	0	0	31.2	35.8
0800	**595**	**16**	**535**	**5**	**33**	**1**	**3**	**0**	**0**	**1**	**1**	**0**	**0**	**31**	**5.2**	**1**	**0.2**	**0**	**0**	**31.2**	**36.2**
0900	548	10	487	1	45	2	2	0	1	0	0	0	0	6	1.1	0	0	0	0	30.1	34.2
1000	516	5	467	0	40	1	1	0	0	1	0	0	1	10	1.9	2	0.4	0	0	29.9	34.2
1100	534	3	466	2	54	6	2	1	0	0	0	0	0	11	2.1	0	0	0	0	30.4	34.7
1200	509	9	452	0	46	2	0	0	0	0	0	0	0	16	3.1	3	0.6	0	0	30.5	35.1
1300	519	5	473	0	32	3	2	1	0	1	2	0	0	9	1.7	2	0.4	0	0	30.1	34.2
1400	**598**	**2**	**544**	**2**	**44**	**2**	**2**	**0**	**0**	**0**	**2**	**0**	**0**	**6**	**1**	**0**	**0**	**0**	**0**	**29.7**	**34.4**
1500	563	10	512	0	39	0	0	1	0	0	1	0	0	4	0.7	0	0	0	0	29.8	34.2
1600	573	12	529	2	29	1	0	0	0	0	0	0	0	11	1.9	2	0.3	0	0	30.8	34.9
1700	585	21	532	1	29	1	1	0	0	0	0	0	0	6	1	0	0	0	0	29	33.8
1800	546	10	500	4	31	1	0	0	0	0	0	0	0	8	1.5	1	0.2	0	0	28.7	33.1
1900	451	6	419	1	25	0	0	0	0	0	0	0	0	6	1.3	0	0	0	0	29.8	33.8
2000	292	8	260	2	22	0	0	0	0	0	0	0	0	9	3.1	0	0	0	0	30.8	35.6
2100	265	6	237	0	19	2	0	0	1	0	0	0	0	9	3.4	2	0.8	0	0	30.9	36
2200	186	3	166	0	16	0	0	1	0	0	0	0	0	13	7	5	2.7	0	0	32	37.1
2300	71	1	60	0	9	1	0	0	0	0	0	0	0	6	8.5	2	2.8	0	0	32.9	36.7
07-19	**6544**	**117**	**5896**	**18**	**465**	**21**	**13**	**3**	**1**	**3**	**6**	**0**	**1**	**134**	**2**	**11**	**0.2**	**0**	**0**	**30.1**	**34.7**
06-22	**7727**	**143**	**6965**	**21**	**545**	**24**	**13**	**3**	**2**	**3**	**7**	**0**	**1**	**172**	**2.2**	**16**	**0.2**	**0**	**0**	**30.2**	**34.7**
06-00	**7984**	**147**	**7191**	**21**	**570**	**25**	**13**	**4**	**2**	**3**	**7**	**0**	**1**	**191**	**2.4**	**23**	**0.3**	**0**	**0**	**30.3**	**34.9**
00-00	**8161**	**153**	**7345**	**21**	**586**	**26**	**13**	**4**	**2**	**3**	**7**	**0**	**1**	**218**	**2.7**	**33**	**0.4**	**5**	**0.1**	**30.3**	**34.9**

Site 3
Location Milton Road East - approx 100 metres west of A199
Direction East West

6022 / Musselburgh
February 2016
Automatic Traffic Count

Thursday, 25 February 2016

Time	Total	Classification												>PSL	>PSL%	>SL1	>SL1%	>SL2	>SL2%	Mean	Vpp
		1	2	3	4	5	6	7	8	9	10	11	12	40	40	46	46	55	55		85
		MCL	SV	SVT	TB2	TB3	T4	ART3	ART4	ART5	ART6	BD	DRT			ACPO	ACPO	DfT	DfT		
0000	51	1	46	0	4	0	0	0	0	0	0	0	0	5	9.8	1	2	0	0	32.8	38.7
0100	23	0	23	0	0	0	0	0	0	0	0	0	0	1	4.3	0	0	0	0	31.9	36.7
0200	14	0	14	0	0	0	0	0	0	0	0	0	0	4	28.6	0	0	0	0	33	41.2
0300	18	0	13	0	5	0	0	0	0	0	0	0	0	0	0	0	0	0	0	32.9	35.8
0400	26	0	22	0	4	0	0	0	0	0	0	0	0	1	3.8	1	3.8	0	0	33.5	36.2
0500	58	4	46	0	5	1	1	0	0	0	1	0	0	6	10.3	1	1.7	0	0	31.5	36.9
0600	166	6	145	0	15	0	0	0	0	0	0	0	0	12	7.2	2	1.2	0	0	31.6	36.7
0700	423	12	364	1	41	3	0	0	1	1	0	0	0	14	3.3	3	0.7	0	0	31.2	35.3
0800	**566**	**13**	**518**	**1**	**31**	**2**	**1**	**0**	**0**	**0**	**0**	**0**	**0**	**14**	**2.5**	**0**	**0**	**0**	**0**	**31.1**	**35.6**
0900	523	8	477	1	34	0	1	0	0	2	0	0	0	9	1.7	1	0.2	0	0	30.2	34.2
1000	531	3	473	3	46	2	2	0	0	1	1	0	0	10	1.9	1	0.2	0	0	29.8	34.4
1100	504	4	455	3	37	2	0	1	0	0	1	0	1	10	2	0	0	0	0	29.7	34.2
1200	540	2	493	0	40	2	0	0	2	0	1	0	0	7	1.3	1	0.2	0	0	30.2	34.4
1300	544	5	499	2	35	1	1	0	0	0	1	0	0	11	2	1	0.2	0	0	30.3	34.9
1400	555	4	501	0	47	3	0	0	0	0	0	0	0	10	1.8	0	0	0	0	30.2	34.4
1500	533	8	482	6	35	0	1	0	0	0	1	0	0	10	1.9	0	0	0	0	30.3	34.2
1600	**570**	**20**	**513**	**2**	**33**	**2**	**0**	**0**	**0**	**0**	**0**	**0**	**0**	**11**	**1.9**	**0**	**0**	**0**	**0**	**30**	**34.7**
1700	549	15	507	3	23	0	0	0	1	0	0	0	0	11	2	2	0.4	1	0.2	29.9	34.2
1800	527	10	493	1	23	0	0	0	0	0	0	0	0	12	2.3	1	0.2	0	0	29	33.6
1900	366	4	342	3	16	1	0	0	0	0	0	0	0	15	4.1	3	0.8	0	0	30.7	35.1
2000	277	4	256	1	15	0	0	0	0	0	0	0	1	9	3.2	2	0.7	0	0	31	36.2
2100	230	5	207	0	16	1	1	0	0	0	0	0	0	10	4.3	3	1.3	0	0	31.4	37.1
2200	162	2	147	0	13	0	0	0	0	0	0	0	0	3	1.9	0	0	0	0	31.3	35.6
2300	75	1	62	0	10	2	0	0	0	0	0	0	0	4	5.3	3	4	0	0	31.7	36
07-19	**6365**	**104**	**5775**	**23**	**425**	**17**	**6**	**1**	**4**	**4**	**5**	**0**	**1**	**129**	**2**	**10**	**0.2**	**1**	**0**	**30.2**	**34.4**
06-22	**7404**	**123**	**6725**	**27**	**487**	**19**	**7**	**1**	**4**	**4**	**5**	**0**	**2**	**175**	**2.4**	**20**	**0.3**	**1**	**0**	**30.3**	**34.7**
06-00	**7641**	**126**	**6934**	**27**	**510**	**21**	**7**	**1**	**4**	**4**	**5**	**0**	**2**	**182**	**2.4**	**23**	**0.3**	**1**	**0**	**30.3**	**34.7**
00-00	**7831**	**131**	**7098**	**27**	**528**	**22**	**8**	**1**	**4**	**4**	**6**	**0**	**2**	**199**	**2.5**	**26**	**0.3**	**1**	**0**	**30.4**	**34.9**

Site 3
Location Milton Road East - approx 100 metres west of A199
Direction East West

Friday, 26 February 2016

6022 / Musselburgh
February 2016
Automatic Traffic Count

Time	Total	Classification												>PSL	>PSL%	>SL1	>SL1%	>SL2	>SL2%	Mean	Vpp
		1	2	3	4	5	6	7	8	9	10	11	12	40	40	46	46	55	55		85
		MCL	SV	SVT	TB2	TB3	T4	ART3	ART4	ART5	ART6	BD	DRT			ACPO	ACPO	DfT	DfT		
0000	34	2	28	0	4	0	0	0	0	0	0	0	0	1	2.9	0	0	0	0	30.3	34.4
0100	24	1	19	0	4	0	0	0	0	0	0	0	0	2	8.3	1	4.2	1	4.2	34.1	36.2
0200	18	0	17	0	1	0	0	0	0	0	0	0	0	0	0	0	0	0	0	31.7	35.1
0300	11	0	9	0	2	0	0	0	0	0	0	0	0	0	0	0	0	0	0	32	35.8
0400	23	0	19	0	4	0	0	0	0	0	0	0	0	4	17.4	0	0	0	0	34.3	40
0500	68	3	52	0	11	1	0	0	0	0	1	0	0	5	7.4	0	0	0	0	32.3	38
0600	140	5	118	1	12	1	1	0	1	1	0	0	0	6	4.3	0	0	0	0	31.5	36.7
0700	368	13	321	1	30	0	2	0	0	1	0	0	0	16	4.3	3	0.8	0	0	31.4	36
0800	500	13	452	0	30	2	1	1	0	1	0	0	0	16	3.2	1	0.2	0	0	30.9	35.8
0900	490	1	440	2	40	1	0	0	0	4	2	0	0	6	1.2	0	0	0	0	30.2	34.2
1000	472	2	423	4	37	2	1	0	1	2	0	0	0	6	1.3	0	0	0	0	29.9	34.2
1100	**512**	**4**	**466**	**1**	**33**	**3**	**1**	**1**	**0**	**2**	**1**	**0**	**0**	**9**	**1.8**	**1**	**0.2**	**0**	**0**	**30.1**	**34.2**
1200	543	5	496	2	38	0	0	2	0	0	0	0	0	13	2.4	4	0.7	0	0	30.7	34.4
1300	556	8	493	2	49	1	0	2	0	1	0	0	0	7	1.3	0	0	0	0	29.9	34.2
1400	551	6	503	0	38	1	2	0	0	1	0	0	0	9	1.6	0	0	0	0	29.9	34
1500	**602**	**5**	**558**	**2**	**32**	**1**	**2**	**0**	**0**	**0**	**2**	**0**	**0**	**13**	**2.2**	**0**	**0**	**0**	**0**	**30.8**	**34.7**
1600	567	7	528	1	29	1	0	1	0	0	0	0	0	12	2.1	1	0.2	0	0	30.4	34.2
1700	539	7	502	3	26	1	0	0	0	0	0	0	0	9	1.7	3	0.6	2	0.4	30.2	34.4
1800	447	7	405	2	30	0	0	0	1	2	0	0	0	8	1.8	1	0.2	0	0	29.3	33.3
1900	390	1	369	0	20	0	0	0	0	0	0	0	0	11	2.8	4	1	1	0.3	30.1	34.7
2000	282	3	252	3	24	0	0	0	0	0	0	0	0	10	3.5	1	0.4	0	0	30.3	34.9
2100	224	2	198	1	21	1	0	1	0	0	0	0	0	11	4.9	5	2.2	1	0.4	31.2	35.8
2200	179	0	164	0	15	0	0	0	0	0	0	0	0	6	3.4	2	1.1	0	0	30.2	34.9
2300	129	0	114	0	14	1	0	0	0	0	0	0	0	3	2.3	0	0	0	0	31.5	35.6
07-19	**6147**	**78**	**5587**	**20**	**412**	**13**	**9**	**7**	**2**	**14**	**5**	**0**	**0**	**124**	**2**	**14**	**0.2**	**2**	**0**	**30.3**	**34.4**
06-22	**7183**	**89**	**6524**	**25**	**489**	**15**	**10**	**8**	**3**	**15**	**5**	**0**	**0**	**162**	**2.3**	**24**	**0.3**	**4**	**0.1**	**30.3**	**34.7**
06-00	**7491**	**89**	**6802**	**25**	**518**	**16**	**10**	**8**	**3**	**15**	**5**	**0**	**0**	**171**	**2.3**	**26**	**0.3**	**4**	**0.1**	**30.4**	**34.7**
00-00	**7669**	**95**	**6946**	**25**	**544**	**17**	**10**	**8**	**3**	**15**	**6**	**0**	**0**	**183**	**2.4**	**27**	**0.4**	**5**	**0.1**	**30.4**	**34.7**

Site 3
Location Milton Road East - approx 100 metres west of A199
Direction East West

6022 / Musselburgh
February 2016
Automatic Traffic Count

Saturday, 27 February 2016

Time	Total	Classification												>PSL	>PSL%	>SL1	>SL1%	>SL2	>SL2%	Mean	Vpp
		1	2	3	4	5	6	7	8	9	10	11	12	40	40	46	46	55	55		85
		MCL	SV	SVT	TB2	TB3	T4	ART3	ART4	ART5	ART6	BD	DRT			ACPO	ACPO	DfT	DfT		
0000	110	0	94	0	16	0	0	0	0	0	0	0	0	10	9.1	0	0	0	0	32.5	38
0100	62	0	54	0	8	0	0	0	0	0	0	0	0	4	6.5	1	1.6	0	0	32.3	37.6
0200	38	1	34	0	2	1	0	0	0	0	0	0	0	6	15.8	2	5.3	0	0	33.9	39.8
0300	47	0	37	0	10	0	0	0	0	0	0	0	0	5	10.6	0	0	0	0	34.3	38.3
0400	21	0	16	0	4	0	0	1	0	0	0	0	0	6	28.6	3	14.3	0	0	34.3	45.2
0500	36	2	25	1	7	1	0	0	0	0	0	0	0	2	5.6	0	0	0	0	31	35.3
0600	77	0	69	0	6	2	0	0	0	0	0	0	0	4	5.2	0	0	0	0	31.5	36.9
0700	131	4	112	0	11	4	0	0	0	0	0	0	0	14	10.7	2	1.5	0	0	33.7	38.9
0800	251	13	220	0	16	0	0	1	0	1	0	0	0	12	4.8	1	0.4	0	0	31.4	36.5
0900	366	8	331	1	23	0	0	2	1	0	0	0	0	7	1.9	2	0.5	0	0	31.1	34.9
1000	522	13	482	0	23	0	3	0	0	0	0	1	0	11	2.1	1	0.2	0	0	29.9	34.2
1100	**535**	**20**	**470**	**2**	**41**	**0**	**0**	**0**	**1**	**0**	**1**	**0**	**0**	**8**	**1.5**	**0**	**0**	**0**	**0**	**29.5**	**34.2**
1200	**604**	**17**	**557**	**0**	**26**	**0**	**2**	**0**	**0**	**0**	**2**	**0**	**0**	**12**	**2**	**2**	**0.3**	**0**	**0**	**29.6**	**34**
1300	560	14	512	2	25	1	5	0	0	0	1	0	0	14	2.5	1	0.2	0	0	29.9	34.9
1400	568	5	525	0	37	1	0	0	0	0	0	0	0	14	2.5	3	0.5	0	0	30.6	34.4
1500	480	5	449	0	26	0	0	0	0	0	0	0	0	16	3.3	1	0.2	0	0	30.8	35.3
1600	434	3	409	1	19	2	0	0	0	0	0	0	0	15	3.5	1	0.2	0	0	31	35.6
1700	422	2	401	1	18	0	0	0	0	0	0	0	0	10	2.4	2	0.5	0	0	30.5	34.9
1800	416	2	387	3	19	2	1	0	0	0	2	0	0	7	1.7	0	0	0	0	29.4	34.2
1900	320	1	300	1	17	1	0	0	0	0	0	0	0	9	2.8	3	0.9	0	0	29.6	33.8
2000	223	0	212	0	11	0	0	0	0	0	0	0	0	6	2.7	2	0.9	2	0.9	30.6	34.4
2100	171	0	159	1	11	0	0	0	0	0	0	0	0	13	7.6	1	0.6	0	0	32.2	36.7
2200	169	3	152	0	13	0	0	1	0	0	0	0	0	17	10.1	3	1.8	0	0	31.9	38
2300	145	1	121	2	20	0	0	1	0	0	0	0	0	3	2.1	1	0.7	0	0	30.9	35.3
07-19	**5289**	**106**	**4855**	**10**	**284**	**10**	**11**	**3**	**2**	**1**	**6**	**1**	**0**	**140**	**2.6**	**16**	**0.3**	**0**	**0**	**30.3**	**34.9**
06-22	**6080**	**107**	**5595**	**12**	**329**	**13**	**11**	**3**	**2**	**1**	**6**	**1**	**0**	**172**	**2.8**	**22**	**0.4**	**2**	**0**	**30.4**	**34.9**
06-00	**6394**	**111**	**5868**	**14**	**362**	**13**	**11**	**5**	**2**	**1**	**6**	**1**	**0**	**192**	**3**	**26**	**0.4**	**2**	**0**	**30.4**	**34.9**
00-00	**6708**	**114**	**6128**	**15**	**409**	**15**	**11**	**6**	**2**	**1**	**6**	**1**	**0**	**225**	**3.4**	**32**	**0.5**	**2**	**0**	**30.5**	**35.1**

Site 3
Location Milton Road East - approx 100 metres west of A199
Direction East West

6022 / Musselburgh
February 2016
Automatic Traffic Count

Sunday, 28 February 2016

Time	Total	Classification												>PSL	>PSL%	>SL1	>SL1%	>SL2	>SL2%	Mean	Vpp
		1	2	3	4	5	6	7	8	9	10	11	12	40	40	46	46	55	55		85
		MCL	SV	SVT	TB2	TB3	T4	ART3	ART4	ART5	ART6	BD	DRT			ACPO	ACPO	DfT	DfT		
0000	143	0	121	1	21	0	0	0	0	0	0	0	0	8	5.6	1	0.7	0	0	32.3	37.1
0100	84	0	79	0	5	0	0	0	0	0	0	0	0	5	6	0	0	0	0	32.7	37.1
0200	85	0	72	0	13	0	0	0	0	0	0	0	0	7	8.2	4	4.7	2	2.4	34.9	38
0300	58	0	49	0	9	0	0	0	0	0	0	0	0	1	1.7	0	0	0	0	33.1	36
0400	42	0	36	0	6	0	0	0	0	0	0	0	0	3	7.1	0	0	0	0	32.6	37.8
0500	38	1	36	0	1	0	0	0	0	0	0	0	0	3	7.9	0	0	0	0	33.5	38.3
0600	36	0	33	0	2	1	0	0	0	0	0	0	0	1	2.8	0	0	0	0	31.8	37.1
0700	72	2	64	2	4	0	0	0	0	0	0	0	0	6	8.3	0	0	0	0	31.7	36.7
0800	121	5	108	0	7	1	0	0	0	0	0	0	0	5	4.1	1	0.8	0	0	32.4	37.4
0900	248	4	228	0	13	1	2	0	0	0	0	0	0	12	4.8	1	0.4	0	0	32.4	36.2
1000	388	11	358	0	19	0	0	0	0	0	0	0	0	4	1	0	0	0	0	31.2	35.6
1100	**443**	**13**	**415**	**0**	**13**	**0**	**1**	**0**	**0**	**0**	**1**	**0**	**0**	**16**	**3.6**	**3**	**0.7**	**0**	**0**	**31**	**35.6**
1200	**553**	**7**	**529**	**1**	**13**	**0**	**3**	**0**	**0**	**0**	**0**	**0**	**0**	**12**	**2.2**	**0**	**0**	**0**	**0**	**30.8**	**35.1**
1300	527	12	500	1	13	0	0	0	1	0	0	0	0	12	2.3	2	0.4	0	0	31	35.3
1400	545	10	517	0	18	0	0	0	0	0	0	0	0	10	1.8	3	0.6	2	0.4	30.2	34.4
1500	525	8	499	4	13	1	0	0	0	0	0	0	0	7	1.3	1	0.2	0	0	30.3	34.7
1600	489	8	465	1	14	0	0	0	0	0	1	0	0	9	1.8	0	0	0	0	30.9	34.7
1700	427	7	409	0	11	0	0	0	0	0	0	0	0	10	2.3	1	0.2	1	0.2	30.6	34.9
1800	321	3	301	2	15	0	0	0	0	0	0	0	0	6	1.9	0	0	0	0	29.6	34.7
1900	244	2	226	0	14	1	1	0	0	0	0	0	0	12	4.9	1	0.4	0	0	30.5	35.1
2000	198	2	183	0	13	0	0	0	0	0	0	0	0	9	4.5	3	1.5	0	0	30.9	34.9
2100	164	1	150	0	13	0	0	0	0	0	0	0	0	6	3.7	4	2.4	1	0.6	31.8	35.8
2200	111	1	98	0	12	0	0	0	0	0	0	0	0	5	4.5	0	0	0	0	31.7	36.9
2300	57	1	48	0	7	1	0	0	0	0	0	0	0	1	1.8	0	0	0	0	29.8	35.3
07-19	**4659**	**90**	**4393**	**11**	**153**	**3**	**6**	**0**	**1**	**0**	**2**	**0**	**0**	**109**	**2.3**	**12**	**0.3**	**3**	**0.1**	**30.8**	**35.1**
06-22	**5301**	**95**	**4985**	**11**	**195**	**5**	**7**	**0**	**1**	**0**	**2**	**0**	**0**	**137**	**2.6**	**20**	**0.4**	**4**	**0.1**	**30.8**	**35.1**
06-00	**5469**	**97**	**5131**	**11**	**214**	**6**	**7**	**0**	**1**	**0**	**2**	**0**	**0**	**143**	**2.6**	**20**	**0.4**	**4**	**0.1**	**30.8**	**35.3**
00-00	**5919**	**98**	**5524**	**12**	**269**	**6**	**7**	**0**	**1**	**0**	**2**	**0**	**0**	**170**	**2.9**	**25**	**0.4**	**6**	**0.1**	**31**	**35.6**

Site 3
Location Milton Road East - approx 100 metres west of A199
Direction East West

Monday, 29 February 2016

6022 / Musselburgh
February 2016
Automatic Traffic Count

Time	Total	Classification												>PSL	>PSL%	>SL1	>SL1%	>SL2	>SL2%	Mean	Vpp
		1	2	3	4	5	6	7	8	9	10	11	12	40	40	46	46	55	55		85
		MCL	SV	SVT	TB2	TB3	T4	ART3	ART4	ART5	ART6	BD	DRT			ACPO	ACPO	DfT	DfT		
0000	34	0	30	0	4	0	0	0	0	0	0	0	0	2	5.9	1	2.9	0	0	33.3	37.6
0100	25	0	22	0	3	0	0	0	0	0	0	0	0	0	0	0	0	0	0	31.7	35.1
0200	14	0	11	0	3	0	0	0	0	0	0	0	0	2	14.3	0	0	0	0	33	38.5
0300	15	0	12	0	3	0	0	0	0	0	0	0	0	4	26.7	1	6.7	0	0	34.5	40.3
0400	15	1	11	0	2	1	0	0	0	0	0	0	0	1	6.7	1	6.7	0	0	33	35.6
0500	54	3	44	0	5	1	0	1	0	0	0	0	0	4	7.4	0	0	0	0	32.4	37.8
0600	126	6	103	0	14	3	0	0	0	0	0	0	0	11	8.7	2	1.6	0	0	31.9	37.8
0700	359	14	306	1	34	2	0	0	0	2	0	0	0	5	1.4	0	0	0	0	31	35.3
0800	**494**	**20**	**439**	**1**	**30**	**3**	**0**	**0**	**0**	**1**	**0**	**0**	**0**	**13**	**2.6**	**1**	**0.2**	**0**	**0**	**30.4**	**35.3**
0900	409	2	358	0	44	1	2	1	1	0	0	0	0	9	2.2	2	0.5	0	0	29.9	34.7
1000	444	2	388	2	46	2	1	1	1	1	0	0	0	8	1.8	0	0	0	0	30.1	34
1100	475	1	422	2	45	2	0	2	0	1	0	0	0	2	0.4	0	0	0	0	29.2	33.8
1200	458	3	420	0	33	1	0	0	0	1	0	0	0	4	0.9	0	0	0	0	29.5	33.6
1300	481	5	418	1	53	1	0	0	0	1	2	0	0	1	0.2	0	0	0	0	29.5	33.6
1400	471	3	416	2	49	1	0	0	0	0	0	0	0	7	1.5	0	0	0	0	30.1	34.4
1500	454	8	400	1	42	2	0	0	1	0	0	0	0	10	2.2	3	0.7	0	0	29.9	34.7
1600	**487**	**13**	**428**	**3**	**41**	**1**	**0**	**0**	**0**	**0**	**1**	**0**	**0**	**6**	**1.2**	**1**	**0.2**	**0**	**0**	**29.5**	**34.7**
1700	469	20	424	2	22	0	1	0	0	0	0	0	0	7	1.5	0	0	0	0	30.4	35.3
1800	389	9	348	0	29	1	0	0	2	0	0	0	0	2	0.5	0	0	0	0	28.6	33.3
1900	45	0	40	0	5	0	0	0	0	0	0	0	0	1	2.2	0	0	0	0	30	33.8
2000	0	0	0	0	0	0	0	0	0	0	0	0	0	0	0	0	0	0	0	-	-
2100	0	0	0	0	0	0	0	0	0	0	0	0	0	0	0	0	0	0	0	-	-
2200	76	0	67	0	9	0	0	0	0	0	0	0	0	5	6.6	0	0	0	0	29.5	35.1
2300	65	1	54	0	10	0	0	0	0	0	0	0	0	4	6.2	1	1.5	0	0	31.1	36.9
07-19	**5390**	**100**	**4767**	**15**	**468**	**17**	**4**	**4**	**5**	**7**	**3**	**0**	**0**	**74**	**1.4**	**7**	**0.1**	**0**	**0**	**29.8**	**34.4**
06-22	**5561**	**106**	**4910**	**15**	**487**	**20**	**4**	**4**	**5**	**7**	**3**	**0**	**0**	**86**	**1.5**	**9**	**0.2**	**0**	**0**	**29.9**	**34.7**
06-00	**5702**	**107**	**5031**	**15**	**506**	**20**	**4**	**4**	**5**	**7**	**3**	**0**	**0**	**95**	**1.7**	**10**	**0.2**	**0**	**0**	**29.9**	**34.7**
00-00	**5859**	**111**	**5161**	**15**	**526**	**22**	**4**	**5**	**5**	**7**	**3**	**0**	**0**	**108**	**1.8**	**13**	**0.2**	**0**	**0**	**30**	**34.7**

Site 3
Location Milton Road East - approx 100 metres west of A199
Direction East West

6022 / Musselburgh
February 2016
Automatic Traffic Count

Virtual Day (7)

Time	Total	Classification												>PSL	>PSL%	>SL1	>SL1%	>SL2	>SL2%	Mean	Vpp
		1	2	3	4	5	6	7	8	9	10	11	12	40	40	46	46	55	55		85
		MCL	SV	SVT	TB2	TB3	T4	ART3	ART4	ART5	ART6	BD	DRT			ACPO	ACPO	DfT	DfT		
0000	65	1	56	0	8	0	0	0	0	0	0	0	0	6	9.2	1	1.5	0	0.2	32.8	37.6
0100	36	0	32	0	3	0	0	0	0	0	0	0	0	3	7.2	0	0.8	0	0.4	32.9	37.8
0200	29	0	25	0	3	0	0	0	0	0	0	0	0	3	12	1	4.5	1	2	34.4	38.9
0300	26	0	20	0	5	0	0	0	0	0	0	0	0	2	7.3	0	0.6	0	0	33.6	38
0400	24	0	21	0	3	0	0	0	0	0	0	0	0	4	16.5	1	5.3	0	1.2	34.5	40.3
0500	56	3	45	0	6	1	0	0	0	0	0	0	0	6	9.9	0	0.8	0	0	32.6	38.7
0600	126	4	108	0	11	1	0	0	0	0	0	0	0	11	8.5	1	1.1	0	0	32.4	38
0700	329	10	285	1	29	2	0	0	0	1	0	0	0	13	4	1	0.4	0	0	31.5	36.2
0800	452	13	408	1	25	1	1	0	0	1	0	0	0	15	3.3	1	0.2	0	0	31	35.6
0900	450	5	405	1	35	1	1	1	1	1	0	0	0	8	1.8	1	0.2	0	0	30.5	34.7
1000	490	5	442	2	37	1	1	0	0	1	0	0	0	8	1.5	1	0.1	0	0	30.1	34.4
1100	**517**	**7**	**463**	**2**	**39**	**2**	**1**	**1**	**1**	**1**	**1**	**0**	**0**	**9**	**1.8**	**1**	**0.1**	**0**	**0**	**30**	**34.4**
1200	554	7	510	1	33	1	1	0	0	0	1	0	0	10	1.9	1	0.3	0	0	30.1	34.4
1300	549	8	501	1	35	1	1	1	0	1	1	0	0	9	1.6	1	0.2	0	0	30	34.4
1400	**565**	**6**	**515**	**1**	**40**	**1**	**1**	**0**	**0**	**0**	**1**	**0**	**0**	**9**	**1.6**	**1**	**0.2**	**0**	**0.1**	**30**	**34.4**
1500	548	7	506	2	31	1	0	0	0	0	1	0	0	9	1.7	1	0.2	0	0	30.3	34.4
1600	540	10	496	2	29	2	0	0	0	0	0	0	0	10	1.9	1	0.2	0	0	30.2	34.7
1700	522	13	482	2	23	1	0	0	0	0	0	0	0	9	1.8	1	0.2	1	0.1	30	34.4
1800	464	8	427	2	26	1	0	0	0	0	0	0	0	7	1.6	0	0.1	0	0	28.9	33.6
1900	323	2	302	1	16	1	0	0	0	0	0	0	0	8	2.5	2	0.5	0	0	29.9	34.4
2000	225	3	207	1	14	0	0	0	0	0	0	0	0	8	3.5	1	0.6	0	0.1	30.9	35.6
2100	186	2	169	0	13	1	0	0	0	0	0	0	0	8	4.3	2	1.3	0	0.2	31.4	36.2
2200	148	1	134	0	12	0	0	0	0	0	0	0	0	8	5.6	2	1.2	0	0	31.4	36.2
2300	88	1	74	0	11	1	0	0	0	0	0	0	0	4	4.1	1	1.5	0	0	31.4	35.8
07-19	**5980**	**99**	**5440**	**18**	**382**	**14**	**8**	**4**	**3**	**5**	**5**	**0**	**0**	**118**	**2**	**12**	**0.2**	**1**	**0**	**30.2**	**34.7**
06-22	**6840**	**111**	**6226**	**21**	**437**	**17**	**9**	**4**	**3**	**6**	**5**	**0**	**1**	**153**	**2.2**	**19**	**0.3**	**2**	**0**	**30.3**	**34.7**
06-00	**7075**	**113**	**6434**	**21**	**460**	**18**	**9**	**5**	**3**	**6**	**5**	**0**	**1**	**164**	**2.3**	**22**	**0.3**	**2**	**0**	**30.3**	**34.9**
00-00	**7311**	**117**	**6633**	**22**	**491**	**19**	**9**	**5**	**3**	**6**	**6**	**0**	**1**	**188**	**2.6**	**26**	**0.4**	**3**	**0**	**30.4**	**34.9**

Site 3
Location Milton Road East - approx 100 metres west of A199
Direction East West

6022 / Musselburgh
February 2016
Automatic Traffic Count

Virtual Week (1)

Time	Total	Classification												>PSL	>PSL%	>SL1	>SL1%	>SL2	>SL2%	Mean	Vpp
		1 MCL	2 SV	3 SVT	4 TB2	5 TB3	6 T4	7 ART3	8 ART4	9 ART5	10 ART6	11 BD	12 DRT	40	40	46 ACPO	46 ACPO	55 DfT	55 DfT		85
Mon	5859	111	5161	15	526	22	4	5	5	7	3	0	0	108	1.8	13	0.2	0	0	30	34.7
Tue	9028	116	8232	37	572	22	10	13	6	9	9	1	1	212	2.3	26	0.3	1	0	30.2	34.7
Wed	8161	153	7345	21	586	26	13	4	2	3	7	0	1	218	2.7	33	0.4	5	0.1	30.3	34.9
Thu	7831	131	7098	27	528	22	8	1	4	4	6	0	2	199	2.5	26	0.3	1	0	30.4	34.9
Fri	7669	95	6946	25	544	17	10	8	3	15	6	0	0	183	2.4	27	0.4	5	0.1	30.4	34.7
| Sat	6708	114	6128	15	409	15	11	6	2	1	6	1	0	225	3.4	32	0.5	2	0	30.5	35.1
| Sun	5919	98	5524	12	269	6	7	0	1	0	2	0	0	170	2.9	25	0.4	6	0.1	31	35.6
5 Day Ave.	**7710**	**121**	**6956**	**25**	**551**	**22**	**9**	**6**	**4**	**8**	**6**	**0**	**1**	**184**	**2.4**	**25**	**0.3**	**2**	**0.0**	**30.3**	**34.8**
7 Day Ave.	**7311**	**117**	**6633**	**22**	**491**	**19**	**9**	**5**	**3**	**6**	**6**	**0**	**1**	**188**	**2.6**	**26**	**0.4**	**3**	**0.0**	**30.4**	**34.9**
--	**51175**	**818**	**46434**	**152**	**3434**	**130**	**63**	**37**	**23**	**39**	**39**	**2**	**4**	**1315**	**2.6**	**182**	**0.4**	**20**	**0.0**	**30.4**	**34.9**

Summary Graphs

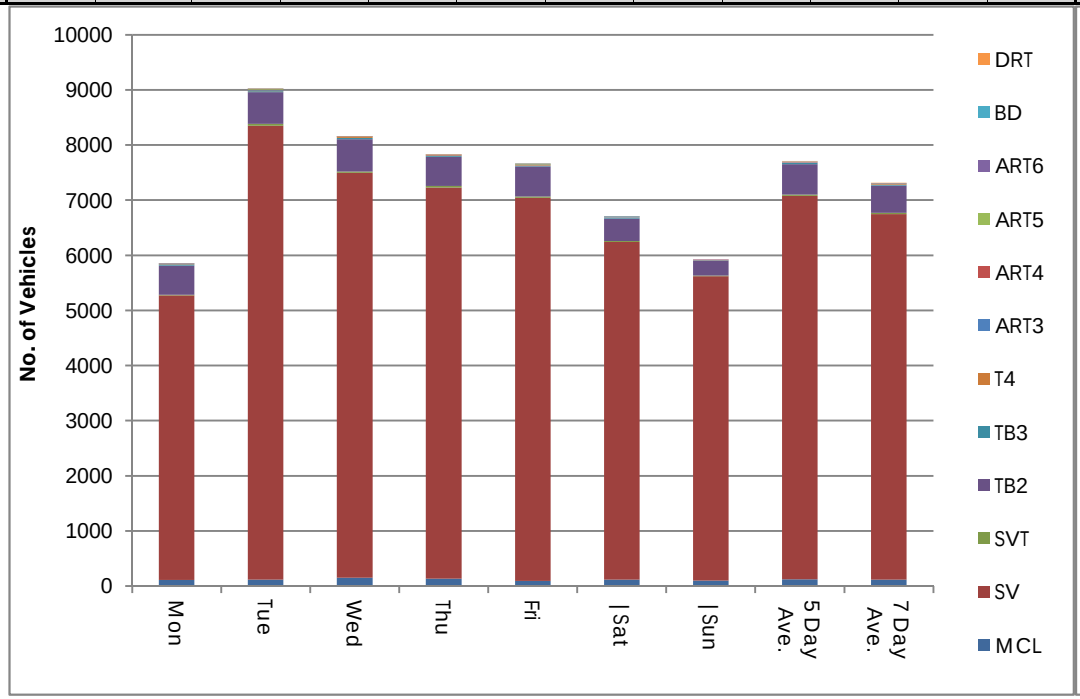

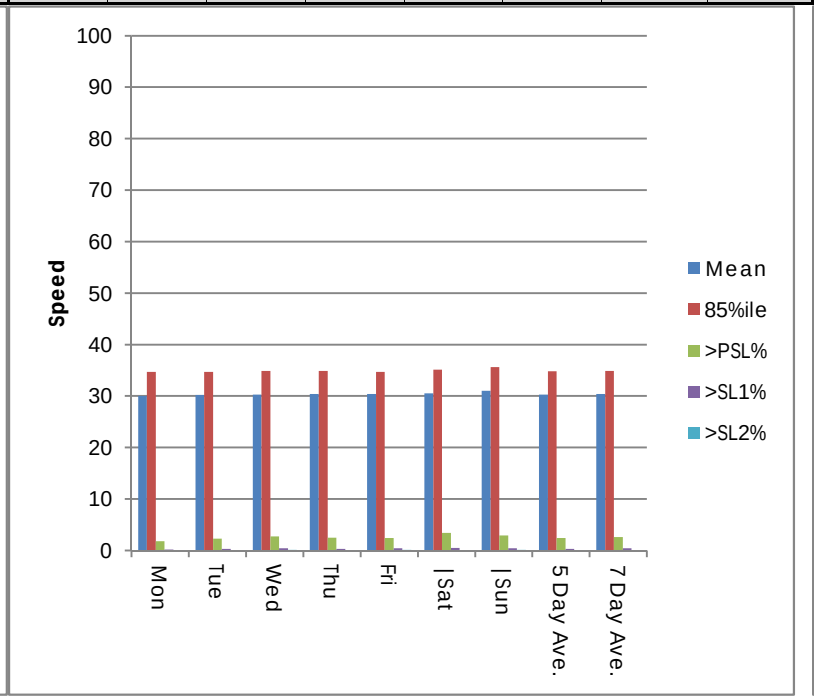

Nationwide Data Collection
for
Sam Shortt Consulting

Site 3
Location Milton Road East - approx 100 metres west of A199
Direction East West

Tuesday, 23 February 2016

6022 / Musselburgh
February 2016
Automatic Traffic Count

Time	Total	Speed Bins (mph)																											
		0 - 5	5 - 10	10 - 15	15 - 20	20 - 25	25 - 30	30 - 35	35 - 40	40 - 45	45 - 50	50 - 55	55 - 60	60 - 65	65 - 70	70 - 75	75 - 80	80 - 85	85 - 90	90 - 95	95 - 100	100 - 105	105 - 110	110 - 115	115 - 120	120 - 125	125 - 130	130 - 135	135 - 140
0000	45	0	0	0	1	1	8	15	15	4	0	1	0	0	0	0	0	0	0	0	0	0	0	0	0	0	0	0	0
0100	17	0	0	0	0	1	1	8	4	2	1	0	0	0	0	0	0	0	0	0	0	0	0	0	0	0	0	0	0
0200	18	0	0	0	0	0	1	5	9	1	2	0	0	0	0	0	0	0	0	0	0	0	0	0	0	0	0	0	0
0300	14	0	0	0	0	0	3	4	5	2	0	0	0	0	0	0	0	0	0	0	0	0	0	0	0	0	0	0	0
0400	24	0	0	0	0	0	2	8	9	5	0	0	0	0	0	0	0	0	0	0	0	0	0	0	0	0	0	0	0
0500	64	0	0	1	0	3	5	19	19	15	2	0	0	0	0	0	0	0	0	0	0	0	0	0	0	0	0	0	0
0600	159	0	1	0	2	7	14	61	47	23	3	1	0	0	0	0	0	0	0	0	0	0	0	0	0	0	0	0	0
0700	492	0	2	6	11	23	92	222	115	20	1	0	0	0	0	0	0	0	0	0	0	0	0	0	0	0	0	0	0
0800	**634**	**0**	**8**	**2**	**5**	**35**	**199**	**300**	**73**	**10**	**2**	**0**	**0**	**0**	**0**	**0**	**0**	**0**	**0**	**0**	**0**	**0**	**0**	**0**	**0**	**0**	**0**	**0**	**0**
0900	567	0	0	0	8	44	193	252	61	8	1	0	0	0	0	0	0	0	0	0	0	0	0	0	0	0	0	0	0
1000	556	0	0	0	3	61	210	220	58	4	0	0	0	0	0	0	0	0	0	0	0	0	0	0	0	0	0	0	0
1100	616	0	1	1	8	56	251	226	63	9	0	0	0	0	0	0	0	0	0	0	0	0	0	1	0	0	0	0	0
1200	671	0	0	8	11	75	277	234	57	9	0	0	0	0	0	0	0	0	0	0	0	0	0	0	0	0	0	0	0
1300	659	0	0	1	12	85	273	213	67	6	2	0	0	0	0	0	0	0	0	0	0	0	0	0	0	0	0	0	0
1400	665	0	3	4	7	66	261	261	55	6	2	0	0	0	0	0	0	0	0	0	0	0	0	0	0	0	0	0	0
1500	**676**	**0**	**1**	**2**	**15**	**68**	**247**	**260**	**77**	**3**	**2**	**1**	**0**	**0**	**0**	**0**	**0**	**0**	**0**	**0**	**0**	**0**	**0**	**0**	**0**	**0**	**0**	**0**	**0**
1600	661	0	2	4	34	62	290	201	60	7	1	0	0	0	0	0	0	0	0	0	0	0	0	0	0	0	0	0	0
1700	661	0	0	3	20	74	226	257	68	11	2	0	0	0	0	0	0	0	0	0	0	0	0	0	0	0	0	0	0
1800	605	0	1	13	23	94	247	181	38	8	0	0	0	0	0	0	0	0	0	0	0	0	0	0	0	0	0	0	0
1900	446	0	0	5	14	55	174	152	44	2	0	0	0	0	0	0	0	0	0	0	0	0	0	0	0	0	0	0	0
2000	302	0	1	0	1	21	86	125	56	11	0	1	0	0	0	0	0	0	0	0	0	0	0	0	0	0	0	0	0
2100	251	0	1	1	1	17	74	106	44	5	1	1	0	0	0	0	0	0	0	0	0	0	0	0	0	0	0	0	0
2200	153	0	0	2	2	9	26	84	21	7	2	0	0	0	0	0	0	0	0	0	0	0	0	0	0	0	0	0	0
2300	72	0	1	0	0	7	20	22	18	1	3	0	0	0	0	0	0	0	0	0	0	0	0	0	0	0	0	0	0
07-19	**7463**	**0**	**18**	**44**	**157**	**743**	**2766**	**2827**	**792**	**101**	**13**	**1**	**0**	**0**	**0**	**0**	**0**	**0**	**0**	**0**	**0**	**0**	**0**	**1**	**0**	**0**	**0**	**0**	**0**
06-22	**8621**	**0**	**21**	**50**	**175**	**843**	**3114**	**3271**	**983**	**142**	**17**	**4**	**0**	**0**	**0**	**0**	**0**	**0**	**0**	**0**	**0**	**0**	**0**	**1**	**0**	**0**	**0**	**0**	**0**
06-00	**8846**	**0**	**22**	**52**	**177**	**859**	**3160**	**3377**	**1022**	**150**	**22**	**4**	**0**	**0**	**0**	**0**	**0**	**0**	**0**	**0**	**0**	**0**	**0**	**1**	**0**	**0**	**0**	**0**	**0**
00-00	**9028**	**0**	**22**	**53**	**178**	**864**	**3180**	**3436**	**1083**	**179**	**27**	**5**	**0**	**0**	**0**	**0**	**0**	**0**	**0**	**0**	**0**	**0**	**0**	**1**	**0**	**0**	**0**	**0**	**0**

Site 3
Location Milton Road East - approx 100 metres west of A199
Direction East West

6022 / Musselburgh
February 2016
Automatic Traffic Count

Wednesday, 24 February 2016

Time	Total	Speed Bins (mph)																											
		0 - 5	5 - 10	10 - 15	15 - 20	20 - 25	25 - 30	30 - 35	35 - 40	40 - 45	45 - 50	50 - 55	55 - 60	60 - 65	65 - 70	70 - 75	75 - 80	80 - 85	85 - 90	90 - 95	95 - 100	100 - 105	105 - 110	110 - 115	115 - 120	120 - 125	125 - 130	130 - 135	135 - 140
0000	39	0	1	0	0	0	4	16	7	8	2	0	1	0	0	0	0	0	0	0	0	0	0	0	0	0	0	0	0
0100	15	0	0	0	0	0	2	6	4	3	0	0	0	0	0	0	0	0	0	0	0	0	0	0	0	0	0	0	0
0200	13	0	0	0	0	0	6	3	2	0	0	0	1	1	0	0	0	0	0	0	0	0	0	0	0	0	0	0	0
0300	16	0	0	0	0	1	5	4	5	1	0	0	0	0	0	0	0	0	0	0	0	0	0	0	0	0	0	0	0
0400	19	0	0	0	0	0	1	7	3	3	2	1	1	1	0	0	0	0	0	0	0	0	0	0	0	0	0	0	0
0500	75	0	1	1	3	4	15	29	20	1	1	0	0	0	0	0	0	0	0	0	0	0	0	0	0	0	0	0	0
0600	175	0	2	3	1	9	25	80	41	10	4	0	0	0	0	0	0	0	0	0	0	0	0	0	0	0	0	0	0
0700	458	0	3	8	8	20	119	212	72	14	2	0	0	0	0	0	0	0	0	0	0	0	0	0	0	0	0	0	0
0800	**595**	**0**	**4**	**4**	**14**	**19**	**174**	**254**	**95**	**30**	**1**	**0**	**0**	**0**	**0**	**0**	**0**	**0**	**0**	**0**	**0**	**0**	**0**	**0**	**0**	**0**	**0**	**0**	**0**
0900	548	0	0	1	7	54	219	200	61	6	0	0	0	0	0	0	0	0	0	0	0	0	0	0	0	0	0	0	0
1000	516	0	1	2	13	66	169	206	49	7	3	0	0	0	0	0	0	0	0	0	0	0	0	0	0	0	0	0	0
1100	534	0	1	0	7	34	196	226	59	11	0	0	0	0	0	0	0	0	0	0	0	0	0	0	0	0	0	0	0
1200	509	0	3	2	9	46	172	191	70	12	3	1	0	0	0	0	0	0	0	0	0	0	0	0	0	0	0	0	0
1300	519	0	1	3	6	48	199	193	60	7	2	0	0	0	0	0	0	0	0	0	0	0	0	0	0	0	0	0	0
1400	**598**	**0**	**2**	**2**	**8**	**69**	**221**	**231**	**59**	**5**	**1**	**0**	**0**	**0**	**0**	**0**	**0**	**0**	**0**	**0**	**0**	**0**	**0**	**0**	**0**	**0**	**0**	**0**	**0**
1500	563	0	2	2	10	63	199	221	62	4	0	0	0	0	0	0	0	0	0	0	0	0	0	0	0	0	0	0	0
1600	573	0	1	1	7	40	199	235	79	8	2	1	0	0	0	0	0	0	0	0	0	0	0	0	0	0	0	0	0
1700	585	0	4	2	25	70	225	207	46	5	1	0	0	0	0	0	0	0	0	0	0	0	0	0	0	0	0	0	0
1800	546	0	2	7	18	81	201	194	35	7	1	0	0	0	0	0	0	0	0	0	0	0	0	0	0	0	0	0	0
1900	451	0	1	3	8	36	184	169	44	6	0	0	0	0	0	0	0	0	0	0	0	0	0	0	0	0	0	0	0
2000	292	0	1	1	9	24	82	118	48	6	3	0	0	0	0	0	0	0	0	0	0	0	0	0	0	0	0	0	0
2100	265	0	3	0	5	22	82	106	38	6	2	1	0	0	0	0	0	0	0	0	0	0	0	0	0	0	0	0	0
2200	186	0	1	2	3	17	43	63	44	7	6	0	0	0	0	0	0	0	0	0	0	0	0	0	0	0	0	0	0
2300	71	0	0	0	1	5	12	32	15	4	2	0	0	0	0	0	0	0	0	0	0	0	0	0	0	0	0	0	0
07-19	**6544**	**0**	**24**	**34**	**132**	**610**	**2293**	**2570**	**747**	**116**	**16**	**2**	**0**	**0**	**0**	**0**	**0**	**0**	**0**	**0**	**0**	**0**	**0**	**0**	**0**	**0**	**0**	**0**	**0**
06-22	**7727**	**0**	**31**	**41**	**155**	**701**	**2666**	**3043**	**918**	**144**	**25**	**3**	**0**	**0**	**0**	**0**	**0**	**0**	**0**	**0**	**0**	**0**	**0**	**0**	**0**	**0**	**0**	**0**	**0**
06-00	**7984**	**0**	**32**	**43**	**159**	**723**	**2721**	**3138**	**977**	**155**	**33**	**3**	**0**	**0**	**0**	**0**	**0**	**0**	**0**	**0**	**0**	**0**	**0**	**0**	**0**	**0**	**0**	**0**	**0**
00-00	**8161**	**0**	**34**	**44**	**162**	**728**	**2754**	**3203**	**1018**	**171**	**38**	**4**	**3**	**2**	**0**	**0**	**0**	**0**	**0**	**0**	**0**	**0**	**0**	**0**	**0**	**0**	**0**	**0**	**0**

Site 3
Location Milton Road East - approx 100 metres west of A199
Direction East West

6022 / Musselburgh
February 2016
Automatic Traffic Count

Thursday, 25 February 2016

Time	Total	Speed Bins (mph)																											
		0 - 5	5 - 10	10 - 15	15 - 20	20 - 25	25 - 30	30 - 35	35 - 40	40 - 45	45 - 50	50 - 55	55 - 60	60 - 65	65 - 70	70 - 75	75 - 80	80 - 85	85 - 90	90 - 95	95 - 100	100 - 105	105 - 110	110 - 115	115 - 120	120 - 125	125 - 130	130 - 135	135 - 140
0000	51	0	2	0	0	3	7	20	14	4	1	0	0	0	0	0	0	0	0	0	0	0	0	0	0	0	0	0	0
0100	23	0	0	0	0	2	6	7	7	1	0	0	0	0	0	0	0	0	0	0	0	0	0	0	0	0	0	0	0
0200	14	0	0	1	1	0	2	3	3	4	0	0	0	0	0	0	0	0	0	0	0	0	0	0	0	0	0	0	0
0300	18	0	0	1	0	0	1	8	8	0	0	0	0	0	0	0	0	0	0	0	0	0	0	0	0	0	0	0	0
0400	26	0	0	0	0	0	5	14	6	0	1	0	0	0	0	0	0	0	0	0	0	0	0	0	0	0	0	0	0
0500	58	0	0	2	3	4	7	27	9	4	2	0	0	0	0	0	0	0	0	0	0	0	0	0	0	0	0	0	0
0600	166	0	3	1	6	12	29	70	33	9	3	0	0	0	0	0	0	0	0	0	0	0	0	0	0	0	0	0	0
0700	423	0	4	3	3	21	117	207	54	10	4	0	0	0	0	0	0	0	0	0	0	0	0	0	0	0	0	0	0
0800	**566**	**0**	**5**	**5**	**8**	**31**	**153**	**260**	**90**	**12**	**2**	**0**	**0**	**0**	**0**	**0**	**0**	**0**	**0**	**0**	**0**	**0**	**0**	**0**	**0**	**0**	**0**	**0**	**0**
0900	523	0	0	2	14	49	171	227	51	7	2	0	0	0	0	0	0	0	0	0	0	0	0	0	0	0	0	0	0
1000	531	0	1	3	19	67	156	218	57	9	1	0	0	0	0	0	0	0	0	0	0	0	0	0	0	0	0	0	0
1100	504	0	0	4	18	48	185	188	51	9	1	0	0	0	0	0	0	0	0	0	0	0	0	0	0	0	0	0	0
1200	540	0	1	1	6	48	197	221	59	6	1	0	0	0	0	0	0	0	0	0	0	0	0	0	0	0	0	0	0
1300	544	0	0	4	13	43	190	210	73	8	3	0	0	0	0	0	0	0	0	0	0	0	0	0	0	0	0	0	0
1400	555	0	0	2	11	56	195	214	67	9	1	0	0	0	0	0	0	0	0	0	0	0	0	0	0	0	0	0	0
1500	533	0	2	3	4	49	172	242	51	10	0	0	0	0	0	0	0	0	0	0	0	0	0	0	0	0	0	0	0
1600	**570**	**2**	**0**	**5**	**11**	**60**	**189**	**227**	**65**	**11**	**0**	**0**	**0**	**0**	**0**	**0**	**0**	**0**	**0**	**0**	**0**	**0**	**0**	**0**	**0**	**0**	**0**	**0**	**0**
1700	549	1	0	2	12	51	197	230	45	9	0	1	0	1	0	0	0	0	0	0	0	0	0	0	0	0	0	0	0
1800	527	0	1	3	17	89	192	174	39	11	0	1	0	0	0	0	0	0	0	0	0	0	0	0	0	0	0	0	0
1900	366	0	0	1	4	37	127	138	44	10	3	2	0	0	0	0	0	0	0	0	0	0	0	0	0	0	0	0	0
2000	277	0	1	0	4	27	80	108	48	6	3	0	0	0	0	0	0	0	0	0	0	0	0	0	0	0	0	0	0
2100	230	1	1	1	2	21	64	85	45	7	2	1	0	0	0	0	0	0	0	0	0	0	0	0	0	0	0	0	0
2200	162	0	0	0	2	11	40	79	27	3	0	0	0	0	0	0	0	0	0	0	0	0	0	0	0	0	0	0	0
2300	75	1	0	1	1	7	15	30	16	1	0	3	0	0	0	0	0	0	0	0	0	0	0	0	0	0	0	0	0
07-19	**6365**	**3**	**14**	**37**	**136**	**612**	**2114**	**2618**	**702**	**111**	**15**	**2**	**0**	**1**	**0**	**0**	**0**	**0**	**0**	**0**	**0**	**0**	**0**	**0**	**0**	**0**	**0**	**0**	**0**
06-22	**7404**	**4**	**19**	**40**	**152**	**709**	**2414**	**3019**	**872**	**143**	**26**	**5**	**0**	**1**	**0**	**0**	**0**	**0**	**0**	**0**	**0**	**0**	**0**	**0**	**0**	**0**	**0**	**0**	**0**
06-00	**7641**	**5**	**19**	**41**	**155**	**727**	**2469**	**3128**	**915**	**147**	**26**	**8**	**0**	**1**	**0**	**0**	**0**	**0**	**0**	**0**	**0**	**0**	**0**	**0**	**0**	**0**	**0**	**0**	**0**
00-00	**7831**	**5**	**21**	**45**	**159**	**736**	**2497**	**3207**	**962**	**160**	**30**	**8**	**0**	**1**	**0**	**0**	**0**	**0**	**0**	**0**	**0**	**0**	**0**	**0**	**0**	**0**	**0**	**0**	**0**

Nationwide Data Collection
for
Sam Shortt Consulting

Site 3
Location Milton Road East - approx 100 metres west of A199
Direction East West

6022 / Musselburgh
February 2016
Automatic Traffic Count

Friday, 26 February 2016

Time	Total	Speed Bins (mph)																											
		0 - 5	5 - 10	10 - 15	15 - 20	20 - 25	25 - 30	30 - 35	35 - 40	40 - 45	45 - 50	50 - 55	55 - 60	60 - 65	65 - 70	70 - 75	75 - 80	80 - 85	85 - 90	90 - 95	95 - 100	100 - 105	105 - 110	110 - 115	115 - 120	120 - 125	125 - 130	130 - 135	135 - 140
0000	34	0	0	0	2	2	8	18	3	1	0	0	0	0	0	0	0	0	0	0	0	0	0	0	0	0	0	0	0
0100	24	0	0	0	0	1	4	10	7	1	0	0	1	0	0	0	0	0	0	0	0	0	0	0	0	0	0	0	0
0200	18	0	0	0	0	1	4	9	4	0	0	0	0	0	0	0	0	0	0	0	0	0	0	0	0	0	0	0	0
0300	11	0	0	0	0	0	3	5	3	0	0	0	0	0	0	0	0	0	0	0	0	0	0	0	0	0	0	0	0
0400	23	0	0	0	0	3	1	7	8	4	0	0	0	0	0	0	0	0	0	0	0	0	0	0	0	0	0	0	0
0500	68	0	0	1	2	3	13	27	17	4	1	0	0	0	0	0	0	0	0	0	0	0	0	0	0	0	0	0	0
0600	140	0	2	3	5	8	22	60	34	5	1	0	0	0	0	0	0	0	0	0	0	0	0	0	0	0	0	0	0
0700	368	0	2	9	5	18	100	144	74	12	4	0	0	0	0	0	0	0	0	0	0	0	0	0	0	0	0	0	0
0800	500	0	5	5	4	32	150	208	80	14	2	0	0	0	0	0	0	0	0	0	0	0	0	0	0	0	0	0	0
0900	490	0	0	1	2	48	176	205	52	6	0	0	0	0	0	0	0	0	0	0	0	0	0	0	0	0	0	0	0
1000	472	0	0	0	9	46	188	166	57	5	1	0	0	0	0	0	0	0	0	0	0	0	0	0	0	0	0	0	0
1100	**512**	**0**	**0**	**1**	**14**	**48**	**169**	**218**	**53**	**8**	**1**	**0**	**0**	**0**	**0**	**0**	**0**	**0**	**0**	**0**	**0**	**0**	**0**	**0**	**0**	**0**	**0**	**0**	**0**
1200	543	0	1	1	4	24	198	243	59	9	4	0	0	0	0	0	0	0	0	0	0	0	0	0	0	0	0	0	0
1300	556	0	2	2	9	55	209	216	56	7	0	0	0	0	0	0	0	0	0	0	0	0	0	0	0	0	0	0	0
1400	551	0	0	3	9	56	198	228	48	9	0	0	0	0	0	0	0	0	0	0	0	0	0	0	0	0	0	0	0
1500	**602**	**0**	**0**	**1**	**12**	**53**	**166**	**288**	**69**	**12**	**1**	**0**	**0**	**0**	**0**	**0**	**0**	**0**	**0**	**0**	**0**	**0**	**0**	**0**	**0**	**0**	**0**	**0**	**0**
1600	567	0	2	0	7	39	208	243	56	11	1	0	0	0	0	0	0	0	0	0	0	0	0	0	0	0	0	0	0
1700	539	0	4	1	7	50	191	218	59	6	1	0	0	2	0	0	0	0	0	0	0	0	0	0	0	0	0	0	0
1800	447	0	0	4	9	54	189	150	33	7	0	1	0	0	0	0	0	0	0	0	0	0	0	0	0	0	0	0	0
1900	390	1	2	0	3	50	135	146	42	7	3	0	0	1	0	0	0	0	0	0	0	0	0	0	0	0	0	0	0
2000	282	0	0	1	4	31	100	103	33	9	0	1	0	0	0	0	0	0	0	0	0	0	0	0	0	0	0	0	0
2100	224	0	0	4	1	14	77	84	33	5	5	0	1	0	0	0	0	0	0	0	0	0	0	0	0	0	0	0	0
2200	179	0	2	2	2	17	58	70	22	4	1	1	0	0	0	0	0	0	0	0	0	0	0	0	0	0	0	0	0
2300	129	0	0	0	1	13	30	57	25	3	0	0	0	0	0	0	0	0	0	0	0	0	0	0	0	0	0	0	0
07-19	**6147**	**0**	**16**	**28**	**91**	**523**	**2142**	**2527**	**696**	**106**	**15**	**1**	**0**	**2**	**0**	**0**	**0**	**0**	**0**	**0**	**0**	**0**	**0**	**0**	**0**	**0**	**0**	**0**	**0**
06-22	**7183**	**1**	**20**	**36**	**104**	**626**	**2476**	**2920**	**838**	**132**	**24**	**2**	**1**	**3**	**0**	**0**	**0**	**0**	**0**	**0**	**0**	**0**	**0**	**0**	**0**	**0**	**0**	**0**	**0**
06-00	**7491**	**1**	**22**	**38**	**107**	**656**	**2564**	**3047**	**885**	**139**	**25**	**3**	**1**	**3**	**0**	**0**	**0**	**0**	**0**	**0**	**0**	**0**	**0**	**0**	**0**	**0**	**0**	**0**	**0**
00-00	**7669**	**1**	**22**	**39**	**111**	**666**	**2597**	**3123**	**927**	**149**	**26**	**3**	**2**	**3**	**0**	**0**	**0**	**0**	**0**	**0**	**0**	**0**	**0**	**0**	**0**	**0**	**0**	**0**	**0**

Nationwide Data Collection
for
Sam Shortt Consulting

Site 3
Location Milton Road East - approx 100 metres west of A199
Direction East West

6022 / Musselburgh
February 2016
Automatic Traffic Count

Saturday, 27 February 2016

Time	Total	Speed Bins (mph)																											
		0 - 5	5 - 10	10 - 15	15 - 20	20 - 25	25 - 30	30 - 35	35 - 40	40 - 45	45 - 50	50 - 55	55 - 60	60 - 65	65 - 70	70 - 75	75 - 80	80 - 85	85 - 90	90 - 95	95 - 100	100 - 105	105 - 110	110 - 115	115 - 120	120 - 125	125 - 130	130 - 135	135 - 140
0000	110	0	0	0	1	5	27	47	20	10	0	0	0	0	0	0	0	0	0	0	0	0	0	0	0	0	0	0	0
0100	62	0	0	0	0	2	17	30	9	3	1	0	0	0	0	0	0	0	0	0	0	0	0	0	0	0	0	0	0
0200	38	0	0	0	0	2	6	17	7	4	2	0	0	0	0	0	0	0	0	0	0	0	0	0	0	0	0	0	0
0300	47	0	0	0	0	1	8	18	15	5	0	0	0	0	0	0	0	0	0	0	0	0	0	0	0	0	0	0	0
0400	21	0	0	0	0	3	5	4	3	2	4	0	0	0	0	0	0	0	0	0	0	0	0	0	0	0	0	0	0
0500	36	0	0	0	2	3	8	17	4	2	0	0	0	0	0	0	0	0	0	0	0	0	0	0	0	0	0	0	0
0600	77	0	0	0	0	6	25	28	14	4	0	0	0	0	0	0	0	0	0	0	0	0	0	0	0	0	0	0	0
0700	131	0	0	0	0	4	31	49	33	10	2	2	0	0	0	0	0	0	0	0	0	0	0	0	0	0	0	0	0
0800	251	0	1	5	3	18	52	116	44	10	1	1	0	0	0	0	0	0	0	0	0	0	0	0	0	0	0	0	0
0900	366	0	1	2	3	27	93	185	48	4	2	1	0	0	0	0	0	0	0	0	0	0	0	0	0	0	0	0	0
1000	522	0	3	4	8	50	201	192	53	9	2	0	0	0	0	0	0	0	0	0	0	0	0	0	0	0	0	0	0
1100	**535**	**0**	**5**	**11**	**13**	**47**	**197**	**197**	**57**	**8**	**0**	**0**	**0**	**0**	**0**	**0**	**0**	**0**	**0**	**0**	**0**	**0**	**0**	**0**	**0**	**0**	**0**	**0**	**0**
1200	**604**	**0**	**6**	**10**	**17**	**52**	**213**	**231**	**63**	**10**	**2**	**0**	**0**	**0**	**0**	**0**	**0**	**0**	**0**	**0**	**0**	**0**	**0**	**0**	**0**	**0**	**0**	**0**	**0**
1300	560	0	3	12	14	49	175	223	70	13	1	0	0	0	0	0	0	0	0	0	0	0	0	0	0	0	0	0	0
1400	568	0	1	0	9	33	211	240	60	10	4	0	0	0	0	0	0	0	0	0	0	0	0	0	0	0	0	0	0
1500	480	0	0	2	10	43	139	204	66	14	2	0	0	0	0	0	0	0	0	0	0	0	0	0	0	0	0	0	0
1600	434	0	2	1	7	26	141	178	64	12	2	1	0	0	0	0	0	0	0	0	0	0	0	0	0	0	0	0	0
1700	422	0	1	2	7	33	145	174	50	6	3	1	0	0	0	0	0	0	0	0	0	0	0	0	0	0	0	0	0
1800	416	0	0	6	12	55	150	149	37	7	0	0	0	0	0	0	0	0	0	0	0	0	0	0	0	0	0	0	0
1900	320	0	1	1	9	35	120	122	23	5	3	1	0	0	0	0	0	0	0	0	0	0	0	0	0	0	0	0	0
2000	223	0	0	0	1	23	75	96	22	4	0	0	1	1	0	0	0	0	0	0	0	0	0	0	0	0	0	0	0
2100	171	0	0	1	0	15	34	74	34	11	2	0	0	0	0	0	0	0	0	0	0	0	0	0	0	0	0	0	0
2200	169	0	0	1	3	10	54	56	28	13	3	1	0	0	0	0	0	0	0	0	0	0	0	0	0	0	0	0	0
2300	145	0	0	2	0	10	46	60	24	2	1	0	0	0	0	0	0	0	0	0	0	0	0	0	0	0	0	0	0
07-19	**5289**	**0**	**23**	**55**	**103**	**437**	**1748**	**2138**	**645**	**113**	**21**	**6**	**0**	**0**	**0**	**0**	**0**	**0**	**0**	**0**	**0**	**0**	**0**	**0**	**0**	**0**	**0**	**0**	**0**
06-22	**6080**	**0**	**24**	**57**	**113**	**516**	**2002**	**2458**	**738**	**137**	**26**	**7**	**1**	**1**	**0**	**0**	**0**	**0**	**0**	**0**	**0**	**0**	**0**	**0**	**0**	**0**	**0**	**0**	**0**
06-00	**6394**	**0**	**24**	**60**	**116**	**536**	**2102**	**2574**	**790**	**152**	**30**	**8**	**1**	**1**	**0**	**0**	**0**	**0**	**0**	**0**	**0**	**0**	**0**	**0**	**0**	**0**	**0**	**0**	**0**
00-00	**6708**	**0**	**24**	**60**	**119**	**552**	**2173**	**2707**	**848**	**178**	**37**	**8**	**1**	**1**	**0**	**0**	**0**	**0**	**0**	**0**	**0**	**0**	**0**	**0**	**0**	**0**	**0**	**0**	**0**

Nationwide Data Collection
for
Sam Shortt Consulting

Site 3
Location Milton Road East - approx 100 metres west of A199
Direction East West

6022 / Musselburgh
February 2016
Automatic Traffic Count

Sunday, 28 February 2016

Time	Total	Speed Bins (mph)																											
		0 - 5	5 - 10	10 - 15	15 - 20	20 - 25	25 - 30	30 - 35	35 - 40	40 - 45	45 - 50	50 - 55	55 - 60	60 - 65	65 - 70	70 - 75	75 - 80	80 - 85	85 - 90	90 - 95	95 - 100	100 - 105	105 - 110	110 - 115	115 - 120	120 - 125	125 - 130	130 - 135	135 - 140
0000	143	0	0	0	1	5	39	60	30	6	2	0	0	0	0	0	0	0	0	0	0	0	0	0	0	0	0	0	0
0100	84	0	0	0	1	1	24	36	17	3	2	0	0	0	0	0	0	0	0	0	0	0	0	0	0	0	0	0	0
0200	85	0	0	0	0	2	11	36	29	3	2	0	0	2	0	0	0	0	0	0	0	0	0	0	0	0	0	0	0
0300	58	0	0	0	0	1	8	35	13	0	1	0	0	0	0	0	0	0	0	0	0	0	0	0	0	0	0	0	0
0400	42	0	0	0	0	1	11	20	7	2	1	0	0	0	0	0	0	0	0	0	0	0	0	0	0	0	0	0	0
0500	38	0	0	1	1	0	3	19	11	3	0	0	0	0	0	0	0	0	0	0	0	0	0	0	0	0	0	0	0
0600	36	0	0	0	0	3	7	19	6	1	0	0	0	0	0	0	0	0	0	0	0	0	0	0	0	0	0	0	0
0700	72	0	0	1	1	5	16	32	11	6	0	0	0	0	0	0	0	0	0	0	0	0	0	0	0	0	0	0	0
0800	121	0	1	0	1	10	25	43	36	4	0	1	0	0	0	0	0	0	0	0	0	0	0	0	0	0	0	0	0
0900	248	0	1	0	1	11	55	119	49	11	0	1	0	0	0	0	0	0	0	0	0	0	0	0	0	0	0	0	0
1000	388	0	1	5	2	25	96	187	68	4	0	0	0	0	0	0	0	0	0	0	0	0	0	0	0	0	0	0	0
1100	**443**	**0**	**3**	**12**	**5**	**20**	**116**	**206**	**65**	**13**	**2**	**1**	**0**	**0**	**0**	**0**	**0**	**0**	**0**	**0**	**0**	**0**	**0**	**0**	**0**	**0**	**0**	**0**	**0**
1200	**553**	**0**	**5**	**1**	**5**	**32**	**168**	**254**	**76**	**12**	**0**	**0**	**0**	**0**	**0**	**0**	**0**	**0**	**0**	**0**	**0**	**0**	**0**	**0**	**0**	**0**	**0**	**0**	**0**
1300	527	0	2	3	5	31	157	235	82	9	3	0	0	0	0	0	0	0	0	0	0	0	0	0	0	0	0	0	0
1400	545	0	4	1	14	49	163	244	60	7	0	1	1	1	0	0	0	0	0	0	0	0	0	0	0	0	0	0	0
1500	525	0	1	3	11	33	214	187	69	6	0	1	0	0	0	0	0	0	0	0	0	0	0	0	0	0	0	0	0
1600	489	0	5	3	2	14	169	226	61	9	0	0	0	0	0	0	0	0	0	0	0	0	0	0	0	0	0	0	0
1700	427	0	3	3	6	29	142	181	53	9	0	0	1	0	0	0	0	0	0	0	0	0	0	0	0	0	0	0	0
1800	321	0	1	2	1	50	123	102	36	3	3	0	0	0	0	0	0	0	0	0	0	0	0	0	0	0	0	0	0
1900	244	0	2	4	1	22	81	96	26	9	2	1	0	0	0	0	0	0	0	0	0	0	0	0	0	0	0	0	0
2000	198	0	0	0	6	11	67	83	22	5	4	0	0	0	0	0	0	0	0	0	0	0	0	0	0	0	0	0	0
2100	164	0	0	1	1	11	47	73	25	2	1	2	0	1	0	0	0	0	0	0	0	0	0	0	0	0	0	0	0
2200	111	0	1	0	3	9	23	42	28	5	0	0	0	0	0	0	0	0	0	0	0	0	0	0	0	0	0	0	0
2300	57	0	0	1	3	9	14	20	9	1	0	0	0	0	0	0	0	0	0	0	0	0	0	0	0	0	0	0	0
07-19	**4659**	**0**	**27**	**34**	**54**	**309**	**1444**	**2016**	**666**	**93**	**8**	**5**	**2**	**1**	**0**	**0**	**0**	**0**	**0**	**0**	**0**	**0**	**0**	**0**	**0**	**0**	**0**	**0**	**0**
06-22	**5301**	**0**	**29**	**39**	**62**	**356**	**1646**	**2287**	**745**	**110**	**15**	**8**	**2**	**2**	**0**	**0**	**0**	**0**	**0**	**0**	**0**	**0**	**0**	**0**	**0**	**0**	**0**	**0**	**0**
06-00	**5469**	**0**	**30**	**40**	**68**	**374**	**1683**	**2349**	**782**	**116**	**15**	**8**	**2**	**2**	**0**	**0**	**0**	**0**	**0**	**0**	**0**	**0**	**0**	**0**	**0**	**0**	**0**	**0**	**0**
00-00	**5919**	**0**	**30**	**41**	**71**	**384**	**1779**	**2555**	**889**	**133**	**23**	**8**	**2**	**4**	**0**	**0**	**0**	**0**	**0**	**0**	**0**	**0**	**0**	**0**	**0**	**0**	**0**	**0**	**0**

Nationwide Data Collection
for
Sam Shortt Consulting

Site 3
Location Milton Road East - approx 100 metres west of A199
Direction East West

Monday, 29 February 2016

6022 / Musselburgh
February 2016
Automatic Traffic Count

Time	Total	Speed Bins (mph)																											
		0 - 5	5 - 10	10 - 15	15 - 20	20 - 25	25 - 30	30 - 35	35 - 40	40 - 45	45 - 50	50 - 55	55 - 60	60 - 65	65 - 70	70 - 75	75 - 80	80 - 85	85 - 90	90 - 95	95 - 100	100 - 105	105 - 110	110 - 115	115 - 120	120 - 125	125 - 130	130 - 135	135 - 140
0000	34	0	0	0	2	0	5	15	10	1	0	1	0	0	0	0	0	0	0	0	0	0	0	0	0	0	0	0	0
0100	25	0	0	0	0	1	10	8	6	0	0	0	0	0	0	0	0	0	0	0	0	0	0	0	0	0	0	0	0
0200	14	0	0	0	0	2	1	4	5	2	0	0	0	0	0	0	0	0	0	0	0	0	0	0	0	0	0	0	0
0300	15	0	0	0	0	1	3	5	2	3	0	1	0	0	0	0	0	0	0	0	0	0	0	0	0	0	0	0	0
0400	15	0	0	0	0	1	4	5	4	0	0	1	0	0	0	0	0	0	0	0	0	0	0	0	0	0	0	0	0
0500	54	0	0	2	1	5	5	18	19	4	0	0	0	0	0	0	0	0	0	0	0	0	0	0	0	0	0	0	0
0600	126	0	5	1	1	11	17	49	31	8	3	0	0	0	0	0	0	0	0	0	0	0	0	0	0	0	0	0	0
0700	359	0	3	6	5	18	89	173	60	5	0	0	0	0	0	0	0	0	0	0	0	0	0	0	0	0	0	0	0
0800	**494**	**0**	**5**	**9**	**7**	**37**	**156**	**188**	**79**	**11**	**2**	**0**	**0**	**0**	**0**	**0**	**0**	**0**	**0**	**0**	**0**	**0**	**0**	**0**	**0**	**0**	**0**	**0**	**0**
0900	409	0	1	0	5	62	126	159	47	7	2	0	0	0	0	0	0	0	0	0	0	0	0	0	0	0	0	0	0
1000	444	0	1	2	8	35	161	190	39	8	0	0	0	0	0	0	0	0	0	0	0	0	0	0	0	0	0	0	0
1100	475	0	0	1	11	63	197	158	43	2	0	0	0	0	0	0	0	0	0	0	0	0	0	0	0	0	0	0	0
1200	458	0	1	4	5	52	179	176	37	4	0	0	0	0	0	0	0	0	0	0	0	0	0	0	0	0	0	0	0
1300	481	1	1	1	5	61	188	181	42	1	0	0	0	0	0	0	0	0	0	0	0	0	0	0	0	0	0	0	0
1400	471	0	0	2	3	55	178	169	57	6	1	0	0	0	0	0	0	0	0	0	0	0	0	0	0	0	0	0	0
1500	454	1	2	4	15	40	161	173	48	6	3	1	0	0	0	0	0	0	0	0	0	0	0	0	0	0	0	0	0
1600	**487**	**1**	**2**	**7**	**12**	**62**	**164**	**170**	**63**	**5**	**1**	**0**	**0**	**0**	**0**	**0**	**0**	**0**	**0**	**0**	**0**	**0**	**0**	**0**	**0**	**0**	**0**	**0**	**0**
1700	469	0	0	1	9	61	127	190	74	6	1	0	0	0	0	0	0	0	0	0	0	0	0	0	0	0	0	0	0
1800	389	0	1	2	15	53	159	134	23	2	0	0	0	0	0	0	0	0	0	0	0	0	0	0	0	0	0	0	0
1900	45	0	0	0	1	5	17	16	5	1	0	0	0	0	0	0	0	0	0	0	0	0	0	0	0	0	0	0	0
2000	0	0	0	0	0	0	0	0	0	0	0	0	0	0	0	0	0	0	0	0	0	0	0	0	0	0	0	0	0
2100	0	0	0	0	0	0	0	0	0	0	0	0	0	0	0	0	0	0	0	0	0	0	0	0	0	0	0	0	0
2200	76	0	0	3	6	9	14	32	7	5	0	0	0	0	0	0	0	0	0	0	0	0	0	0	0	0	0	0	0
2300	65	0	1	2	3	3	12	25	15	3	1	0	0	0	0	0	0	0	0	0	0	0	0	0	0	0	0	0	0
07-19	**5390**	**3**	**17**	**39**	**100**	**599**	**1885**	**2061**	**612**	**63**	**10**	**1**	**0**	**0**	**0**	**0**	**0**	**0**	**0**	**0**	**0**	**0**	**0**	**0**	**0**	**0**	**0**	**0**	**0**
06-22	**5561**	**3**	**22**	**40**	**102**	**615**	**1919**	**2126**	**648**	**72**	**13**	**1**	**0**	**0**	**0**	**0**	**0**	**0**	**0**	**0**	**0**	**0**	**0**	**0**	**0**	**0**	**0**	**0**	**0**
06-00	**5702**	**3**	**23**	**45**	**111**	**627**	**1945**	**2183**	**670**	**80**	**14**	**1**	**0**	**0**	**0**	**0**	**0**	**0**	**0**	**0**	**0**	**0**	**0**	**0**	**0**	**0**	**0**	**0**	**0**
00-00	**5859**	**3**	**23**	**47**	**114**	**637**	**1973**	**2238**	**716**	**90**	**14**	**4**	**0**	**0**	**0**	**0**	**0**	**0**	**0**	**0**	**0**	**0**	**0**	**0**	**0**	**0**	**0**	**0**	**0**

Site 3
Location Milton Road East - approx 100 metres west of A199
Direction East West

6022 / Musselburgh
February 2016
Automatic Traffic Count

Virtual Day (7)

Time	Total	Speed Bins (mph)																											
		0 - 5	5 - 10	10 - 15	15 - 20	20 - 25	25 - 30	30 - 35	35 - 40	40 - 45	45 - 50	50 - 55	55 - 60	60 - 65	65 - 70	70 - 75	75 - 80	80 - 85	85 - 90	90 - 95	95 - 100	100 - 105	105 - 110	110 - 115	115 - 120	120 - 125	125 - 130	130 - 135	135 - 140
0000	65	0	0	0	1	2	14	27	14	5	1	0	0	0	0	0	0	0	0	0	0	0	0	0	0	0	0	0	0
0100	36	0	0	0	0	1	9	15	8	2	1	0	0	0	0	0	0	0	0	0	0	0	0	0	0	0	0	0	0
0200	29	0	0	0	0	1	4	11	8	2	1	0	0	0	0	0	0	0	0	0	0	0	0	0	0	0	0	0	0
0300	26	0	0	0	0	1	4	11	7	2	0	0	0	0	0	0	0	0	0	0	0	0	0	0	0	0	0	0	0
0400	24	0	0	0	0	1	4	9	6	2	1	0	0	0	0	0	0	0	0	0	0	0	0	0	0	0	0	0	0
0500	56	0	0	1	2	3	8	22	14	5	1	0	0	0	0	0	0	0	0	0	0	0	0	0	0	0	0	0	0
0600	126	0	2	1	2	8	20	52	29	9	2	0	0	0	0	0	0	0	0	0	0	0	0	0	0	0	0	0	0
0700	329	0	2	5	5	16	81	148	60	11	2	0	0	0	0	0	0	0	0	0	0	0	0	0	0	0	0	0	0
0800	452	0	4	4	6	26	130	196	71	13	1	0	0	0	0	0	0	0	0	0	0	0	0	0	0	0	0	0	0
0900	450	0	0	1	6	42	148	192	53	7	1	0	0	0	0	0	0	0	0	0	0	0	0	0	0	0	0	0	0
1000	490	0	1	2	9	50	169	197	54	7	1	0	0	0	0	0	0	0	0	0	0	0	0	0	0	0	0	0	0
1100	**517**	**0**	**1**	**4**	**11**	**45**	**187**	**203**	**56**	**9**	**1**	**0**	**0**	**0**	**0**	**0**	**0**	**0**	**0**	**0**	**0**	**0**	**0**	**0**	**0**	**0**	**0**	**0**	**0**
1200	554	0	2	4	8	47	201	221	60	9	1	0	0	0	0	0	0	0	0	0	0	0	0	0	0	0	0	0	0
1300	549	0	1	4	9	53	199	210	64	7	2	0	0	0	0	0	0	0	0	0	0	0	0	0	0	0	0	0	0
1400	**565**	**0**	**1**	**2**	**9**	**55**	**204**	**227**	**58**	**7**	**1**	**0**	**0**	**0**	**0**	**0**	**0**	**0**	**0**	**0**	**0**	**0**	**0**	**0**	**0**	**0**	**0**	**0**	**0**
1500	548	0	1	2	11	50	185	225	63	8	1	0	0	0	0	0	0	0	0	0	0	0	0	0	0	0	0	0	0
1600	540	0	2	3	11	43	194	211	64	9	1	0	0	0	0	0	0	0	0	0	0	0	0	0	0	0	0	0	0
1700	522	0	2	2	12	53	179	208	56	7	1	0	0	0	0	0	0	0	0	0	0	0	0	0	0	0	0	0	0
1800	464	0	1	5	14	68	180	155	34	6	1	0	0	0	0	0	0	0	0	0	0	0	0	0	0	0	0	0	0
1900	323	0	1	2	6	34	120	120	33	6	2	1	0	0	0	0	0	0	0	0	0	0	0	0	0	0	0	0	0
2000	225	0	0	0	4	20	70	90	33	6	1	0	0	0	0	0	0	0	0	0	0	0	0	0	0	0	0	0	0
2100	186	0	1	1	1	14	54	75	31	5	2	1	0	0	0	0	0	0	0	0	0	0	0	0	0	0	0	0	0
2200	148	0	1	1	3	12	37	61	25	6	2	0	0	0	0	0	0	0	0	0	0	0	0	0	0	0	0	0	0
2300	88	0	0	1	1	8	21	35	17	2	1	0	0	0	0	0	0	0	0	0	0	0	0	0	0	0	0	0	0
07-19	**5980**	**1**	**20**	**39**	**110**	**548**	**2056**	**2394**	**694**	**100**	**14**	**3**	**0**	**1**	**0**	**0**	**0**	**0**	**0**	**0**	**0**	**0**	**0**	**0**	**0**	**0**	**0**	**0**	**0**
06-22	**6840**	**1**	**24**	**43**	**123**	**624**	**2320**	**2732**	**820**	**126**	**21**	**4**	**1**	**1**	**0**	**0**	**0**	**0**	**0**	**0**	**0**	**0**	**0**	**0**	**0**	**0**	**0**	**0**	**0**
06-00	**7075**	**1**	**25**	**46**	**128**	**643**	**2378**	**2828**	**863**	**134**	**24**	**5**	**1**	**1**	**0**	**0**	**0**	**0**	**0**	**0**	**0**	**0**	**0**	**0**	**0**	**0**	**0**	**0**	**0**
00-00	**7311**	**1**	**25**	**47**	**131**	**652**	**2422**	**2924**	**920**	**151**	**28**	**6**	**1**	**2**	**0**	**0**	**0**	**0**	**0**	**0**	**0**	**0**	**0**	**0**	**0**	**0**	**0**	**0**	**0**

Nationwide Data Collection
for
Sam Shortt Consulting

Site 3
Location Milton Road East - approx 100 metres west of A199
Direction East West

6022 / Musselburgh
February 2016
Automatic Traffic Count

Virtual Week (1)

Time	Total	Speed Bins (mph)																											
		0 - 5	5 - 10	10 - 15	15 - 20	20 - 25	25 - 30	30 - 35	35 - 40	40 - 45	45 - 50	50 - 55	55 - 60	60 - 65	65 - 70	70 - 75	75 - 80	80 - 85	85 - 90	90 - 95	95 - 100	100 - 105	105 - 110	110 - 115	115 - 120	120 - 125	125 - 130	130 - 135	135 - 140
Mon	5859	3	23	47	114	637	1973	2238	716	90	14	4	0	0	0	0	0	0	0	0	0	0	0	0	0	0	0	0	0
Tue	9028	0	22	53	178	864	3180	3436	1083	179	27	5	0	0	0	0	0	0	0	0	0	0	0	1	0	0	0	0	0
Wed	8161	0	34	44	162	728	2754	3203	1018	171	38	4	3	2	0	0	0	0	0	0	0	0	0	0	0	0	0	0	0
Thu	7831	5	21	45	159	736	2497	3207	962	160	30	8	0	1	0	0	0	0	0	0	0	0	0	0	0	0	0	0	0
Fri	7669	1	22	39	111	666	2597	3123	927	149	26	3	2	3	0	0	0	0	0	0	0	0	0	0	0	0	0	0	0
| Sat	6708	0	24	60	119	552	2173	2707	848	178	37	8	1	1	0	0	0	0	0	0	0	0	0	0	0	0	0	0	0
| Sun	5919	0	30	41	71	384	1779	2555	889	133	23	8	2	4	0	0	0	0	0	0	0	0	0	0	0	0	0	0	0
5 Day Ave.	**7710**	**2**	**24**	**46**	**145**	**726**	**2600**	**3041**	**941**	**150**	**27**	**5**	**1**	**1**	**0**	**0**	**0**	**0**	**0**	**0**	**0**	**0**	**0**	**0**	**0**	**0**	**0**	**0**	**0**
7 Day Ave.	**7311**	**1**	**25**	**47**	**131**	**652**	**2422**	**2924**	**920**	**151**	**28**	**6**	**1**	**2**	**0**	**0**	**0**	**0**	**0**	**0**	**0**	**0**	**0**	**0**	**0**	**0**	**0**	**0**	**0**
--	**51175**	**9**	**176**	**329**	**914**	**4567**	**16953**	**20469**	**6443**	**1060**	**195**	**40**	**8**	**11**	**0**	**0**	**0**	**0**	**0**	**0**	**0**	**0**	**0**	**1**	**0**	**0**	**0**	**0**	**0**

Summary Graphs

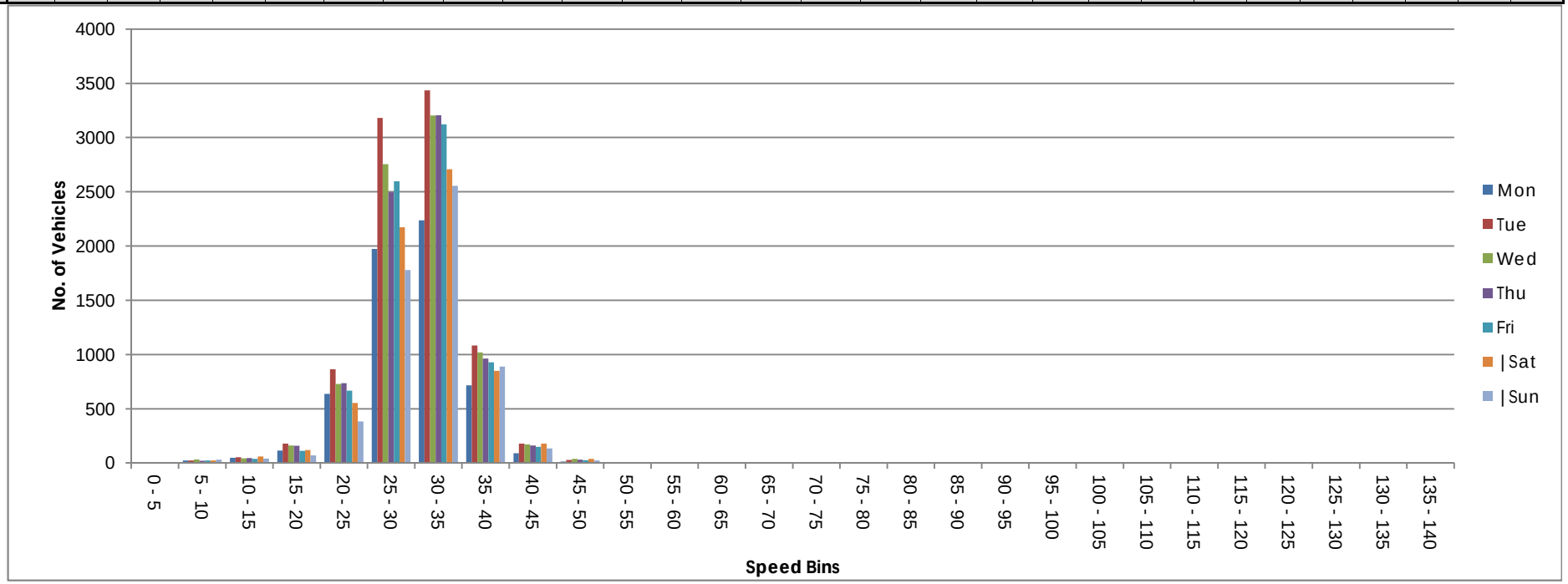

Nationwide Data Collection
for
Sam Shortt Consulting

Appendix 2 - Parking Counts

PARKING BAY COUNT				
Section		Existing	Proposed	Comments
1	North	62	63	Edinburgh
	South	67	58	Edinburgh
2	North	32	29	Edinburgh
	South	35	29	Edinburgh
3	North	48	44	Edinburgh; 34 estimated spaces in existing northern parking are unmarked.
	South	13	6	Edinburgh
4	North	0	0	East Lothian
	South	5	0	East Lothian
5	North	0	22	East Lothian
	South	0	0	East Lothian
6	North	0	22	East Lothian
	South	0	0	East Lothian
7	North	13	17	East Lothian
	South	0	0	East Lothian
Total		**275**	**290**	

Appendix 3 - Outline Plan and Construction Cross-Sections